

FİBANKA A.Ş. AND ITS SUBSIDIARY

**LIMITED REVIEW REPORT,
CONSOLIDATED FINANCIAL
STATEMENTS AND FOOTNOTES
FOR THE INTERIM PERIOD
1 JANUARY – 30 SEPTEMBER 2015**

**(Convenience Translation of Financial Statements and
Related Disclosures and Footnotes Originally Issued in
Turkish)**

LIMITED REVIEW REPORT FOR THE INTERIM FINANCIAL INFORMATION

To the Board of Directors of Fibabanka A.Ş.

Introduction

We have reviewed the accompanying consolidated statement of financial position of Fibabanka A.Ş. (“the Bank”) and its consolidated financial subsidiaries (together will be referred as “the Group”) as at 30 September 2015, and the consolidated income statement, consolidated statement of income and expense items under shareholders’ equity, consolidated statement of changes in shareholders’ equity and consolidated statement of cash flows for the nine-month period then ended and a summary of significant accounting policies and other explanatory notes. The Bank management is responsible for the preparation and fair presentation of the accompanying interim financial information in accordance with the “Regulation on Accounting Applications for Banks and Safeguarding of Documents” published in the Official Gazette no.26333 dated 1 November 2006, and other regulations on accounting records of banks published by the Banking Regulation and Supervision Board and circulars and pronouncements published by the Banking Regulation and Supervision Agency, (all together referred as the BRSA Accounting and Reporting Regulations) and Turkish Accounting Standard 34 “Interim Financial Reporting”, except for the matters regulated by the BRSA Accounting and Reporting Regulations. Our responsibility is to express a conclusion on this interim financial information based on our review.

Scope of Review

We conducted our review in accordance with the Independent Auditing Standard on Review Engagements 2410, “Review of Interim Financial Information Performed by the Independent Auditor of the Entity”. A review of interim financial information consists of making inquiries, primarily of persons responsible for financial reporting process, and applying analytical and other review procedures. A review of interim financial information is substantially less in scope than an independent audit performed in accordance with the Independent Auditing Standards and the objective of which is to express an opinion on the financial statements. Consequently, a review of the interim financial information does not provide assurance that the audit firm will be aware of all significant matters which would have been identified in an audit. Accordingly, we do not express an audit opinion.

Conclusion


Based on our review, nothing has come to our attention that causes us to believe that the accompanying interim financial information does not present fairly, in all material respects, the financial position of Fibabanka A.Ş. as at 30 September 2015, and of the results of its operations and its cash flows for the nine-month period then ended in accordance with the BRSA Accounting and Reporting Regulations and Turkish Accounting Standard 34 “Interim Financial Reporting”, except for the matters regulated by the BRSA Accounting and Reporting Regulations.

Additional paragraph for English translation:

The effect of the differences between the accounting principles summarized in Section 3 and the accounting principles generally accepted in countries in which the accompanying financial statements are to be distributed and International Financial Reporting Standards (IFRS) have not been quantified and reflected in the accompanying financial statements. The accounting principles used in the preparation of the accompanying financial statements differ materially from IFRS. Accordingly, the accompanying financial statements are not intended to present the Bank’s financial position and results of its operations in accordance with accounting principles generally accepted in such countries of users of the financial statements and IFRS.

DRT BAĞIMSIZ DENETİM VE SERBEST MUHASEBECİ MALİ MÜŞAVİRLİK A.Ş.

Member of **DELOITTE TOUCHE TOHMATSU LIMITED**



Müjde Şehsuvaroğlu
Partner
Istanbul, 5 November 2015

**THE CONSOLIDATED FINANCIAL REPORT OF FİBABANKA A.Ş. FOR THE
NINE MONTHS PERIOD ENDED 30 SEPTEMBER 2015**

Address : Esentepe Mah. Büyükdere Caddesi
No: 129 Şişli 34394 İstanbul
Telephone : (212) 381 82 82
Fax : (212) 257 37 78
Web Site : www.fibabanka.com.tr
Contact E-Mail : alper.cilekar@fibabanka.com.tr

The consolidated financial report for the nine months period prepared in accordance with the communiqué of Financial Statements and Related Disclosures and Footnotes to be Announced to Public by Banks as regulated by Banking Regulation and Supervision Agency, is comprised of the following sections:





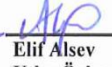

- GENERAL INFORMATION ABOUT THE PARENT BANK
- CONSOLIDATED INTERIM PERIOD FINANCIAL STATEMENTS OF THE PARENT BANK
- EXPLANATIONS ON THE CORRESPONDING ACCOUNTING POLICIES APPLIED IN THE RELATED PERIOD
- INFORMATION ON FINANCIAL STRUCTURE OF THE CONSOLIDATED GROUP
- EXPLANATORY DISCLOSURES AND FOOTNOTES TO CONSOLIDATED FINANCIAL STATEMENTS
- LIMITED AUDITORS' REPORT

The consolidated subsidiaries included in this consolidated financial report are as follows:

Subsidiaries:

- Fiba Portföy Yönetimi A.Ş.

The consolidated financial statements for the nine months period and the explanatory footnotes and disclosures, unless otherwise stated, are prepared in **thousands of Turkish Lira**, and in accordance with the Communiqué on Banks' Accounting Practice and Maintaining Documents, Turkish Accounting Standards, Turkish Financial Reporting Standards, related communiqués and the Banks' records, have been independently reviewed and presented as attached.

 Hüsnü Mustafa Özyeğin	 Fevzi Bozer	 Mevlüt Hamdi Aydın	 Bekir Dildar	 Elif Alsev Utku Özbey	 Ayşe Akdaş
Chairman of Board of Directors	Deputy Chairman of Board of Directors and Chairman of the Audit Committee	Member of the Audit Committee	Member of Board of Directors and General Manager	Assistant General Manager	Financial Control and Reporting Department Head

Information related to personnel to whom questions related to this financial report may be directed.

Name-Surname/Title : **Ayşe Akdaş** / Financial Control and Reporting Department Head
Telephone Number : (212) 381 84 88
Fax Number : (212) 257 37 78

SECTION ONE**General Information**

I.	History of the Parent Bank Including Its Incorporation Date, Initial Status and Amendments to the Initial Status	1
II.	Shareholder Structure, Shareholders Having Direct or Indirect, Joint or Individual Control Over the Management and Internal Audit of the Parent Bank, Changes in Shareholder Structure During the Current Period, if any and Information on the Parent Bank's Risk Group	1
III.	Explanations Regarding the Shares of the Parent Bank Owned by and Areas of Responsibility of the Chairman and the Members of Board of Directors, Audit Committee Members, Chief Executive Officer, Executive Vice Presidents	2
IV.	Individuals and Institutions That Have Qualified Shares in the Parent Bank	3
V.	Summary Information on the Parent Bank's Services and Activity Areas	3
VI.	Other Information	3
VII.	Information on application differences between consolidation practices as per the Regulation on Preparation of Consolidated Financial Statements of Banks as per the Turkish Accounting Standards, and entities subject to full or proportional consolidation or deducted from equity or not subject to any of these three methods	3
VIII.	Current or Likely Actual or Legal Barriers to Immediate Transfer of Equity or Repayment of Debts Between Parent Bank and Its Subsidiaries	3

SECTION TWO**Consolidated Financial Statements**

I.	Consolidated Balance Sheet	4
II.	Consolidated Statement of Off-Balance Sheet Contingencies and Commitments	6
III.	Consolidated Income Statement	7
IV.	Consolidated Statement of Income and Expense Items Accounted under Shareholders' Equity	8
V.	Consolidated Statement of Changes in Shareholders' Equity	9
VI.	Consolidated Cash Flow Statement	10

SECTION THREE**Accounting Policies**

I.	Explanations on the Basis of Presentation	11
II.	Explanations on the Usage Strategy of Financial Instruments and on Foreign Currency Transactions	11
III.	Explanations on Consolidated Subsidiaries	12
IV.	Explanations on Forward Transactions, Option and Derivative Instruments	13
V.	Explanations on Interest Income and Expenses	13
VI.	Explanations on Fee and Commission Income and Expenses	13
VII.	Explanations on Financial Assets	13
VIII.	Explanations on Impairment of Financial Assets	14
IX.	Explanations on Offsetting Financial Instruments	14
X.	Explanations on Sale and Repurchase Agreements and Securities Lending Transactions	15
XI.	Explanations on Non-current Assets Held for Sale and Discontinued Operations and Related Liabilities	15
XII.	Explanations on Goodwill and Other Intangible Assets	15
XIII.	Explanations on Tangible Assets	16
XIV.	Explanations on Leasing Transactions	16
XV.	Explanations on Provisions and Contingent Liabilities	16
XVI.	Explanations on Contingent Assets	17
XVII.	Explanations on Liabilities for Employee Benefits	17
XVIII.	Explanations on Taxation	18
XIX.	Additional Explanations on Borrowings	19
XX.	Explanations on Share Certificates Issued	19
XXI.	Explanations on Bank Acceptances and Bills of Guarantee	19
XXII.	Explanations on Government Incentives	19
XXIII.	Explanations on Segment Reporting	19
XXIV.	Other Matters	19

SECTION FOUR**Information on Financial Structure and Risk Management**

I.	Explanations on Consolidated Capital Adequacy Standard Ratio	20
II.	Explanations on Consolidated Market Risk	28
III.	Explanations on Consolidated Currency Risk	30
IV.	Explanations on Consolidated Interest Rate Risk	32
V.	Explanations on Consolidated Liquidity Risk	35
VI.	Explanations on Segment Reporting	39

SECTION FIVE**Explanations and Notes on the Consolidated Financial Statements**

I.	Explanations and Disclosures Related to the Consolidated Assets	40
II.	Explanations and Disclosures Related to the Consolidated Liabilities	53
III.	Explanations and Disclosures Related to the Consolidated Off-Balance Sheet Contingencies and Commitments	61
IV.	Explanations and Disclosures Related to the Consolidated Income Statement	63
V.	Explanations on the Risk Group of the Parent Bank	68
VI.	Explanations on the Parent Bank's Domestic, Foreign, Off-shore Branches or Investments in Associates and Foreign Representative Offices	70
VII.	Events After Balance Sheet Date	70

SECTION SIX**Other Explanations**

I.	Other Explanations on Activities of the Parent Bank	71
----	---	----

SECTION SEVEN**Limited Review Report**

I.	Explanations on the Independent Auditor's Limited Review Report	71
II.	Other Footnotes and Explanations Prepared by the Independent Auditors	71

FİBABANKA A.Ş. AND ITS SUBSIDIARY
NOTES TO THE CONSOLIDATED FINANCIAL STATEMENTS FOR THE PERIOD OF
1 JANUARY – 30 SEPTEMBER 2015

(Amounts expressed in thousands of Turkish Lira (TL) unless otherwise stated.)

SECTION ONE

GENERAL INFORMATION

I. History of the Parent Bank Including Its Incorporation Date, Initial Status and Amendments to the Initial Status

On 21 December 2001, Share Transfer Agreement was signed with Novabank S.A. for the sale of all shares of Sitebank A.Ş. under the control of SDIF and the sale transaction was approved by the decision of BRSA No: 596 on 16 January 2002.

In the General Assembly held on 4 March 2003, the name of Sitebank A.Ş. was amended as BankEuropa Bankası A.Ş.

In the extraordinary General Assembly held on 28 November 2006, the name of Bank Europa Bankası A.Ş. was amended as Millennium Bank A.Ş.

On 27 December 2010, acquisition of the Bank by Credit Europe Bank N.V., which is an affiliate of Fiba Holding A.Ş., has been realized.

In the extraordinary General Assembly held on 25 April 2011 the name of Millennium Bank A.Ş. has been amended as Fibabanka A.Ş. (“the Bank” or “the Parent Bank”).

II. Shareholder Structure, Shareholders Having Direct or Indirect, Joint or Individual Control over the Management and Internal Audit of the Parent Bank, Changes in Shareholder Structure during the Current Period, if any and Information on the Parent Bank’s Risk Group

On 10 February 2010, Banco Comercial Portugues S.A. and Credit Europe Bank N.V., which is an affiliate of Fiba Group, signed a share purchase agreement to transfer 95% of the Bank’s shares to Credit Europe Bank N.V. and the legal approval process has been completed as of 27 December 2010. Credit Europe Bank N.V. is 100% owned by Credit Europe Group N.V. which is a banking group incorporated in Netherlands and an affiliate of Fiba Holding A.Ş.

Credit Europe Bank N.V.’s share of capital increased from 95% to 97.6% after the capital increases during 2011 and 2012. Fiba Holding A.Ş. became the ultimate parent of the Bank after acquiring 97.6% of the shares from Credit Europe Bank N.V. on 3 December 2012 and 2.4% of the shares from Banco Comercial Portugues S.A. on 7 December 2012. There were sales of equity shares to the management of the Bank in 2013. Total share of the management is 1.4%.

The Bank, applied to the BRSA on January 14, 2015 for permission of the subordinated loan provided from Fiba Holding A.Ş. in the amount of USD 50 million to be converted to share capital. Following the authorization of the BRSA on March 4, 2015, the Board of Directors decision was taken on March 5, 2015 regarding share capital increase from TL 550,000 to TL 678,860. TL 127,045 of total capital increase is provided by Fiba Holding A.Ş. loan permitted to be converted to capital, TL 1,815 is provided through cash from other shareholders, capital increase recorded in financial statements following the completion of the legal procedures on May 7, 2015.

As of 30 September 2015, Bank’s full paid up capital is TL 678,860.

FİBABANKA A.Ş. AND ITS SUBSIDIARY
NOTES TO THE CONSOLIDATED FINANCIAL STATEMENTS FOR THE PERIOD OF
1 JANUARY – 30 SEPTEMBER 2015

(Amounts expressed in thousands of Turkish Lira (TL) unless otherwise stated.)

III. Explanations Regarding the Shares of the Parent Bank Owned by and Areas of Responsibility of the Chairman and the Members of Board of Directors, Audit Committee Members, Chief Executive Officer, Executive Vice Presidents

<u>Name Surname</u>	<u>Title</u>	<u>Date</u>
<i>Board of Directors</i>		
Hüsnü Mustafa Özyeğin	Chairman	27 December 2010
Fevzi Bozer	Deputy Chairman	27 December 2010
Mehmet Güleşci	Member	27 December 2010
Mevlüt Hamdi Aydın	Member	24 January 2013
İsmet Kaya Erdem	Member	11 February 2013
Bekir Dildar*	Member-General Manager	27 December 2010
<i>Audit Committee</i>		
Fevzi Bozer	Member	27 December 2010
Mevlüt Hamdi Aydın	Member	24 January 2013
<i>Assistant General Managers</i>		
Elif Alsev Utku Özbey	AGM-Financial Control & Reporting	7 January 2011
Adem Aykın	AGM-Information Technologies, Organizations and Projects	1 July 2011
Esra Osmanağaoğlu	AGM-Banking Operations	29 February 2012
Emre Ergun	AGM-Retail Banking	2 May 2013
Cengiz Sinanoğlu	Coordinator – Retail Credits	7 February 2013
Kerim Lokman Kuriş	Coordinator – Corporate & Commercial Banking	1 May 2014
Turgay Hasdiker	Coordinator - Corporate & Commercial Credits	13 March 2014
Ahu Dolu	Coordinator – Financial Institutions	12 August 2013
Ömer Rifat Gencal	Coordinator - Treasury	2 February 2015

Bekir Dildar(*) was appointed as the General Manager on 7 January 2011.

Erhan Polat has left Board of Directors at 24 August 2015.

The Bank's equity shares owned by the individuals listed above are not material.

FİBABANKA A.Ş. AND ITS SUBSIDIARY
NOTES TO THE CONSOLIDATED FINANCIAL STATEMENTS FOR THE PERIOD OF
1 JANUARY – 30 SEPTEMBER 2015

(Amounts expressed in thousands of Turkish Lira (TL) unless otherwise stated.)

IV. Individuals and Institutions That Have Qualified Shares in the Parent Bank

66,936,428,676 shares of 67,885,957,764 total shares are owned by Fiba Holding A.Ş., 949,529,088 shares are owned by other shareholders.

Name Surname/ Commercial Title	Share Amount (Nominal)	Share Ratios	Paid in Capital (Nominal)	Unpaid Shares
Fiba Holding A.Ş.	669,364	%98.6	669,364	--
Hüsnü Mustafa Özyeğin	620,291	%91.4	620,291	--

V. Summary Information on the Parent Bank's Services and Activity Areas

The Bank was incorporated as a privately owned bank authorized for customer deposit acceptance and the Head Office of the Bank is located in Istanbul, Turkey. As of 30 September 2015, the Bank serves with 67 domestic branches and 1,281 employees.

VI. Other Information

The Bank's Commercial Title:	Fibabanka Anonim Şirketi
The Bank's Head Office Address:	Esentepe Mah. Büyükdere Caddesi No:129 Şişli 34394 İstanbul
The Bank's Phone and Fax Numbers:	Telephone : (0212) 381 82 82 Fax : (0212) 257 37 78
The Bank's Web Site Address:	www.fibabanka.com.tr
The Bank's E-Mail Address:	malikontrol@fibabanka.com.tr
Reporting Period:	1 January 2015 – 30 September 2015

The financial statements, related disclosures and notes in this report are prepared, unless otherwise stated, in thousands of Turkish Lira (TL).

VII. Information on application differences between consolidation practices as per the Regulation on Preparation of Consolidated Financial Statements of Banks and as per the Turkish Accounting Standards, and entities subject to full or proportional consolidation or deducted from equity or not subject to any of these three methods

As per the Regulation on Preparation of Consolidated Financial Statements of Banks, the investments in financial subsidiaries are subject to consolidation whereas as per the Turkish Accounting Standards, the investments in both financial and non-financial subsidiaries are subject to consolidation. There are no investments in entities subject to proportional consolidation or to deduction from equity.

VIII. Current or likely actual or legal barriers to immediate transfer of equity or repayment of debts between parent bank and its subsidiaries

None.

SECTION TWO
UNCONSOLIDATED FINANCIAL STATEMENTS

FIBABANKA A.Ş.								
CONSOLIDATED BALANCE SHEET (STATEMENT OF FINANCIAL POSITION)								
AS OF 30 SEPTEMBER 2015								
(Amount expressed in thousands of Turkish Lira)								
ASSETS	Note	CURRENT PERIOD			PRIOR PERIOD			
		(30/09/2015)			(31/12/2014)			
		TL	FC	Total	TL	FC	Total	
I. CASH AND BALANCES WITH THE CENTRAL BANK	(5.1.1)	75.986	1.233.205	1.309.191	75.863	947.246	1.023.109	
II. FINANCIAL ASSETS AT FAIR VALUE THROUGH PROFIT AND LOSS (Net)	(5.1.2)	171.414	7.871	179.285	26.752	5.888	32.640	
2.1 Financial Assets Held for Trading		171.414	7.871	179.285	26.752	5.888	32.640	
2.1.1 Government Debt Securities		14.714	4.107	18.821	16.072	3.499	19.571	
2.1.2 Share Certificates		-	-	-	-	-	-	
2.1.3 Derivative Financial Assets Held for Trading		155.195	3.204	158.399	10.680	2.111	12.791	
2.1.4 Other Marketable Securities		1.505	560	2.065	-	278	278	
2.2 Financial Assets Classified at Fair Value Through Profit and Loss		-	-	-	-	-	-	
2.2.1 Government Securities		-	-	-	-	-	-	
2.2.2 Share Certificates		-	-	-	-	-	-	
2.2.3 Loans		-	-	-	-	-	-	
2.2.4 Other Securities		-	-	-	-	-	-	
III. BANKS	(5.1.3)	531	71.208	71.739	225.488	37.391	262.879	
IV. MONEY MARKET PLACEMENTS		-	-	-	-	23.189	23.189	
4.1 Interbank Money Market Placements		-	-	-	-	-	-	
4.2 Istanbul Stock Exchange Money Market Placements		-	-	-	-	23.189	23.189	
4.3 Receivables from Reverse Repurchase Agreements		-	-	-	-	-	-	
V. FINANCIAL ASSETS AVAILABLE FOR SALE (Net)	(5.1.4)	87.539	519.717	607.256	18.070	363.839	381.909	
5.1 Share Certificates		-	-	-	-	-	-	
5.2 Government Securities		74.015	362	74.377	18.070	-	18.070	
5.3 Other Marketable Securities		13.524	519.355	532.879	-	363.839	363.839	
VI. LOANS	(5.1.5)	4.916.947	2.157.479	7.074.426	4.142.840	2.046.794	6.189.634	
6.1 Loans		4.851.027	2.157.479	7.008.506	4.070.172	2.046.794	6.116.966	
6.1.1 Loans to the Bank's Risk Group		-	-	-	188	-	188	
6.1.2 Government Securities		-	-	-	-	-	-	
6.1.3 Others		4.851.027	2.157.479	7.008.506	4.069.984	2.046.794	6.116.778	
6.2 Non-Performing Loans		134.444	-	134.444	128.725	-	128.725	
6.3 Specific Provisions (-)		68.524	-	68.524	56.057	-	56.057	
VII. FACTORING RECEIVABLES		-	-	-	-	-	-	
VIII. INVESTMENTS HELD TO MATURITY (Net)	(5.1.6)	-	-	-	-	-	-	
8.1 Government Debt Securities		-	-	-	-	-	-	
8.2 Other Marketable Securities		-	-	-	-	-	-	
IX. INVESTMENTS IN ASSOCIATES (Net)	(5.1.7)	-	-	-	-	-	-	
9.1 Associates Accounted for Using the Equity Method		-	-	-	-	-	-	
9.2 Unconsolidated Associates		-	-	-	-	-	-	
9.2.1 Financial Associates		-	-	-	-	-	-	
9.2.2 Non-Financial Associates		-	-	-	-	-	-	
X. INVESTMENTS IN SUBSIDIARIES (Net)	(5.1.8)	-	-	-	-	-	-	
10.1 Unconsolidated Financial Subsidiaries		-	-	-	-	-	-	
10.2 Unconsolidated Non-Financial Subsidiaries		-	-	-	-	-	-	
XI. JOINTLY CONTROLLED ENTITIES (JOINT VENTURES) (Net)	(5.1.9)	-	-	-	-	-	-	
11.1 Jointly Controlled Entities Accounted for Using the Equity Method		-	-	-	-	-	-	
11.2 Unconsolidated Jointly Controlled Entities		-	-	-	-	-	-	
11.2.1 Jointly Controlled Financial Entities		-	-	-	-	-	-	
11.2.2 Jointly Controlled Non-Financial Entities		-	-	-	-	-	-	
XII. LEASE RECEIVABLES	(5.1.10)	-	-	-	-	-	-	
12.1 Finance Lease Receivables		-	-	-	-	-	-	
12.2 Operating Lease Receivables		-	-	-	-	-	-	
12.3 Other		-	-	-	-	-	-	
12.4 Unearned Income (-)		-	-	-	-	-	-	
XIII. DERIVATIVE FINANCIAL ASSETS FOR HEDGING PURPOSES	(5.1.11)	-	-	-	-	-	-	
13.1 Fair Value Hedge		-	-	-	-	-	-	
13.2 Cash Flow Hedge		-	-	-	-	-	-	
13.3 Net Foreign Investment Hedge		-	-	-	-	-	-	
XIV. TANGIBLE ASSETS (Net)	(5.1.12)	193.841	-	193.841	31.494	-	31.494	
XV. INTANGIBLE ASSETS (Net)	(5.1.13)	5.537	-	5.537	5.336	-	5.336	
15.1 Goodwill		-	-	-	-	-	-	
15.2 Other		5.537	-	5.537	5.336	-	5.336	
XVI. INVESTMENT PROPERTY (Net)	(5.1.14)	-	-	-	-	-	-	
XVII. TAX ASSETS		203	-	203	2.338	-	2.338	
17.1 Current Tax Asset		156	-	156	102	-	102	
17.2 Deferred Tax Asset	(5.1.15)	47	-	47	2.236	-	2.236	
XVIII. ASSETS HELD FOR SALE AND DISCONTINUED OPERATIONS (Net)	(5.1.16)	4.308	-	4.308	919	-	919	
18.1 Held for Sale		4.308	-	4.308	919	-	919	
18.2 Discontinued Operations		-	-	-	-	-	-	
XIX. OTHER ASSETS	(5.1.17)	17.021	8.856	25.877	58.831	24.442	83.273	
TOTAL ASSETS		5.473.327	3.998.336	9.471.663	4.587.931	3.448.789	8.036.720	

The accompanying notes are an integral part of these financial statements.

FIBABANKA A.Ş.
CONSOLIDATED BALANCE SHEET (STATEMENT OF FINANCIAL POSITION)
AS OF 30 SEPTEMBER 2015

(Amount expressed in thousands of Turkish Lira)

LIABILITIES	Note	CURRENT PERIOD (30/09/2015)			PRIOR PERIOD (31/12/2014)		
		TL	FC	Total	TL	FC	Total
		I. DEPOSITS	(5.II.1)	3,461,644	2,383,116	5,844,760	2,755,788
1.1 Deposits from the Bank's Risk Group		177,585	37,969	215,554	164,225	28,171	192,396
1.2 Other		3,284,059	2,345,147	5,629,206	2,591,563	2,457,406	5,048,969
II. DERIVATIVE FINANCIAL LIABILITIES HELD FOR TRADING	(5.II.2)	127,243	3,205	130,448	9,599	2,113	11,712
III. FUNDS BORROWED	(5.II.3)	16,741	1,043,745	1,060,486	22,216	824,133	846,349
IV. MONEY MARKET FUNDS		137,816	441,476	579,292	19,320	306,657	325,977
4.1 Interbank Money Market Funds		-	-	-	-	-	-
4.2 Istanbul Stock Exchange Money Market Funds		75,023	-	75,023	-	-	-
4.3 Funds Provided Under Repurchase Agreements		62,793	441,476	504,269	19,320	306,657	325,977
V. MARKETABLE SECURITIES ISSUED (Net)	(5.II.4)	551,739	-	551,739	472,935	-	472,935
5.1 Bills		479,890	-	479,890	315,810	-	315,810
5.2 Asset-backed Securities		-	-	-	-	-	-
5.3 Bonds		71,849	-	71,849	157,125	-	157,125
VI. FUNDS		-	-	-	-	-	-
6.1 Borrower Funds		-	-	-	-	-	-
6.2 Other		-	-	-	-	-	-
VII. SUNDRY CREDITORS	(5.II.5)	74,421	37,822	112,243	52,734	8,516	61,250
VIII. OTHER LIABILITIES	(5.II.5)	80,785	14,794	95,579	95,984	5,424	101,408
IX. FACTORING PAYABLES		-	-	-	-	-	-
X. LEASE PAYABLES (Net)	(5.II.6)	-	201	201	-	211	211
10.1 Finance Lease Payables		-	217	217	-	233	233
10.2 Operating Lease Payables		-	-	-	-	-	-
10.3 Other		-	-	-	-	-	-
10.4 Deferred Finance Lease Expenses (-)		-	16	16	-	22	22
XI. DERIVATIVE FINANCIAL LIABILITIES FOR HEDGING PURPOSES	(5.II.7)	-	-	-	-	-	-
11.1 Fair Value Hedge		-	-	-	-	-	-
11.2 Cash Flow Hedge		-	-	-	-	-	-
11.3 Net Foreign Investment Hedge		-	-	-	-	-	-
XII. PROVISIONS	(5.II.8)	94,323	-	94,323	77,412	-	77,412
12.1 General Loan Loss Provision		75,029	-	75,029	60,513	-	60,513
12.2 Provision for Restructuring		-	-	-	-	-	-
12.3 Reserves for Employee Benefits		11,072	-	11,072	11,752	-	11,752
12.4 Insurance Technical Reserves (Net)		-	-	-	-	-	-
12.5 Other Provisions		8,222	-	8,222	5,147	-	5,147
XIII. TAX LIABILITY	(5.II.9)	20,887	-	20,887	20,399	-	20,399
13.1 Current Tax Liability		19,876	-	19,876	20,399	-	20,399
13.2 Deferred Tax Liability		1,011	-	1,011	-	-	-
XIV. PAYABLES RELATED TO ASSETS HELD FOR SALE AND DISCONTINUED OPERATIONS	(5.II.10)	-	-	-	-	-	-
14.1 Held for Sale		-	-	-	-	-	-
14.2 Discontinued Operations		-	-	-	-	-	-
XV. SUBORDINATED LOANS	(5.II.11)	-	220,920	220,920	-	291,574	291,574
XVI. SHAREHOLDERS' EQUITY	(5.II.12)	785,711	(24,926)	760,785	594,376	(8,248)	586,128
16.1 Paid-in Capital		678,860	-	678,860	550,000	-	550,000
16.2 Capital Reserves		(7,218)	(24,926)	(32,144)	(2,289)	(8,248)	(10,537)
16.2.1 Share premium		-	-	-	-	-	-
16.2.2 Share Cancellation Profits		-	-	-	-	-	-
16.2.3 Marketable Securities Revaluation Reserve		(5,044)	(24,926)	(29,970)	(115)	(8,248)	(8,363)
16.2.4 Tangible Assets Revaluation Reserve		-	-	-	-	-	-
16.2.5 Intangible Assets Revaluation Reserve		-	-	-	-	-	-
16.2.6 Investment Property Revaluation Reserve		-	-	-	-	-	-
16.2.7 Bonus Shares Obtained from Associates, Subsidiaries and Jointly Controlled Entities (Joint Ventures)		-	-	-	-	-	-
16.2.8 Hedge Funds (Effective Portion)		-	-	-	-	-	-
16.2.9 Accumulated Revaluation Reserves on Assets Held for Sale and Discontinued Operations		-	-	-	-	-	-
16.2.10 Other Capital Reserves		(2,174)	-	(2,174)	(2,174)	-	(2,174)
16.3 Profit Reserves		46,786	-	46,786	-	-	-
16.3.1 Legal Reserves		3,711	-	3,711	-	-	-
16.3.2 Statutory Reserves		-	-	-	-	-	-
16.3.3 Extraordinary Reserves		43,075	-	43,075	-	-	-
16.3.4 Other Profit Reserves		-	-	-	-	-	-
16.4 Profit or Loss		67,230	-	67,230	46,612	-	46,612
16.4.1 Prior Years' Profit/Loss		(174)	-	(174)	(27,527)	-	(27,527)
16.4.2 Current Year Profit/Loss		67,404	-	67,404	74,139	-	74,139
16.5 Minority Interest	(5.II.13)	53	-	53	53	-	53
TOTAL LIABILITIES AND EQUITY		5,351,310	4,120,353	9,471,663	4,120,763	3,915,957	8,036,720

The accompanying notes are an integral part of these financial statements.

FİBABANKA A.Ş.
**CONSOLIDATED OFF-BALANCE SHEET COMMITMENTS
AS OF 30 SEPTEMBER 2015**

(Amount expressed in thousands of Turkish Lira)

	Note	CURRENT PERIOD (30/09/2015)			PRIOR PERIOD (31/12/2014)		
		TL	FC	Total	TL	FC	Total
A. OFF-BALANCE SHEET CONTINGENCIES AND COMMITMENTS (I+II+III)		3,942,183	6,397,862	10,340,045	1,367,607	3,132,471	4,500,078
I. GUARANTEES AND SURETYSHIPS	(5.III.1)	336,985	792,296	1,129,281	330,142	717,539	1,047,681
1.1. Letters of Guarantee		336.610	228.664	565.274	329.927	236.904	566.831
1.1.1. Guarantees Subject to State Tender Law		-	-	-	-	-	-
1.1.2. Guarantees Given for Foreign Trade Operations		-	-	-	-	-	-
1.1.3. Other Letters of Guarantee		336.610	228.664	565.274	329.927	236.904	566.831
1.2. Bank Loans		375	130.441	130.816	215	161.402	161.617
1.2.1. Import Letters of Acceptance		-	-	-	-	-	-
1.2.2. Other Bank Acceptances		375	130.441	130.816	215	161.402	161.617
1.3. Letters of Credit		-	433.191	433.191	-	319.233	319.233
1.3.1. Documentary Letters of Credit		-	-	-	-	-	-
1.3.2. Other Letters of Credit		-	433.191	433.191	-	319.233	319.233
1.4. Prefinancing Given as Guarantee		-	-	-	-	-	-
1.5. Endorsements		-	-	-	-	-	-
1.5.1. Endorsements to the Central Bank of Turkey		-	-	-	-	-	-
1.5.2. Other Endorsements		-	-	-	-	-	-
1.6. Purchase Guarantees for Securities Issued		-	-	-	-	-	-
1.7. Factoring Guarantees		-	-	-	-	-	-
1.8. Other Guarantees		-	-	-	-	-	-
1.9. Other Suretyships		-	-	-	-	-	-
II. COMMITMENTS	(5.III.1)	336,001	237,154	573,155	409,273	323,241	732,514
2.1. Irrevocable Commitments		336.001	237.154	573.155	409.273	323.241	732.514
2.1.1. Forward asset purchase and Sales commitments		64.340	237.154	301.494	168.630	323.241	491.871
2.1.2. Forward Deposit Purchase and Sales Commitments		-	-	-	-	-	-
2.1.3. Share Capital Commitment to Associates and Subsidiaries		-	-	-	-	-	-
2.1.4. Loan Granting Commitments		84.671	-	84.671	93.359	-	93.359
2.1.5. Securities Underwriting Commitments		-	-	-	-	-	-
2.1.6. Commitments for Reserve Deposit Requirements		-	-	-	-	-	-
2.1.7. Payment Commitment for Checks		139.230	-	139.230	121.680	-	121.680
2.1.8. Tax and Fund Liabilities from Export Commitments		3.067	-	3.067	2.357	-	2.357
2.1.9. Commitments for Credit Card Expenditure Limits		41.430	-	41.430	20.444	-	20.444
2.1.10. Commitments for Promotions Related with Credit Cards and Banking Activities		1	-	1	-	-	-
2.1.11. Receivables from Short Sale Commitments		-	-	-	-	-	-
2.1.12. Payables for Short Sale Commitments		-	-	-	-	-	-
2.1.13. Other Irrevocable Commitments		3.262	-	3.262	2.803	-	2.803
2.2. Revocable Commitments		-	-	-	-	-	-
2.2.1. Revocable Loan Granting Commitments		-	-	-	-	-	-
2.2.2. Other Revocable Commitments		-	-	-	-	-	-
III. DERIVATIVE FINANCIAL INSTRUMENTS	(5.III.5)	3,269,197	5,368,412	8,637,609	628,192	2,091,691	2,719,883
3.1. Derivative Financial Instruments for Hedging Purposes		-	-	-	-	-	-
3.1.1. Fair Value Hedge		-	-	-	-	-	-
3.1.2. Cash Flow Hedge		-	-	-	-	-	-
3.1.3. Hedge of Net Investment in Foreign Operations		-	-	-	-	-	-
3.2. Held for Trading Transactions		3,269,197	5,368,412	8,637,609	628,192	2,091,691	2,719,883
3.2.1. Forward Foreign Currency Buy/Sell Transactions		233,086	535,445	768,531	26,593	167,277	193,870
3.2.1.1. Forward Foreign Currency Transactions-Buy		107,988	272,252	380,240	13,269	82,463	95,732
3.2.1.2. Forward Foreign Currency Transactions-Sell		125,098	263,193	388,291	13,324	84,814	98,138
3.2.2. Swap Transactions Related to F.C. and Interest Rates		1,410,142	3,037,151	4,447,293	182,598	1,198,868	1,381,466
3.2.2.1. Foreign Currency Swap-Buy		789,512	1,450,091	2,239,603	44,771	647,938	692,709
3.2.2.2. Foreign Currency Swap-Sell		620,630	1,587,060	2,207,690	137,827	550,930	688,757
3.2.2.3. Interest Rate Swaps-Buy		-	-	-	-	-	-
3.2.2.4. Interest Rate Swaps-Sell		-	-	-	-	-	-
3.2.3. Foreign Currency, Interest Rate and Securities Options		1,625,969	1,795,816	3,421,785	419,001	725,546	1,144,547
3.2.3.1. Foreign Currency Options-Buy		435,147	1,221,539	1,656,686	115,694	448,009	563,703
3.2.3.2. Foreign Currency Options-Sell		1,190,822	574,277	1,765,099	303,307	277,537	580,844
3.2.3.3. Interest Rate Options-Buy		-	-	-	-	-	-
3.2.3.4. Interest Rate Options-Sell		-	-	-	-	-	-
3.2.3.5. Securities Options-Buy		-	-	-	-	-	-
3.2.3.6. Securities Options-Sell		-	-	-	-	-	-
3.2.4. Foreign Currency Futures		-	-	-	-	-	-
3.2.4.1. Foreign Currency Futures-Buy		-	-	-	-	-	-
3.2.4.2. Foreign Currency Futures-sell		-	-	-	-	-	-
3.2.5. Interest Rate Futures		-	-	-	-	-	-
3.2.5.1. Interest Rate Futures-Buy		-	-	-	-	-	-
3.2.5.2. Interest Rate Futures-Sell		-	-	-	-	-	-
3.2.6. Other		-	-	-	-	-	-
B. CUSTODY AND PLEDGED ITEMS (IV+V+VI)		53,143,592	28,377,017	81,520,609	44,324,399	23,058,109	67,382,508
IV. ITEMS HELD IN CUSTODY		374,800	149,439	524,239	290,576	193,439	484,015
4.1. Assets under Management		93,972	-	93,972	109,121	-	109,121
4.2. Investment Securities Held in Custody		29,602	66,320	95,922	34,355	43,824	78,179
4.3. Checks Received for Collection		161,516	80,918	242,434	74,771	148,225	222,996
4.4. Commercial Notes Received for Collection		89,710	2,201	91,911	72,329	1,390	73,719
4.5. Other Assets Received for Collection		-	-	-	-	-	-
4.6. Assets Received for Public Offering		-	-	-	-	-	-
4.7. Other Items under Custody		-	-	-	-	-	-
4.8. Custodians		-	-	-	-	-	-
V. PLEDGED ITEMS		52,768,792	28,227,578	80,996,370	44,033,823	22,864,670	66,898,493
5.1. Marketable Securities		64,943	79,843	144,786	44,140	4,422	48,562
5.2. Guarantee Notes		159,627	18,274	177,901	301,859	47,744	349,603
5.3. Commodity		-	-	-	19,633	-	19,633
5.4. Warranty		-	-	-	-	-	-
5.5. Properties		5,598,251	3,431,604	9,029,855	4,164,382	3,845,047	8,009,429
5.6. Other Pledged Items		46,945,971	24,697,857	71,643,828	39,503,809	18,967,457	58,471,266
5.7. Pledged Items-Depository		-	-	-	-	-	-
VI. ACCEPTED INDEPENDENT GUARANTEES AND WARRANTIES		-	-	-	-	-	-
TOTAL OFF-BALANCE SHEET ACCOUNTS (A+B)		57,085,775	34,774,879	91,860,654	45,692,006	26,190,580	71,882,586

The accompanying notes are an integral part of these financial statements.

FIBABANKA A.Ş.
CONSOLIDATED INCOME STATEMENT
FOR THE PERIOD 1 JANUARY - 30 SEPTEMBER 2015
(Amount expressed in thousands of Turkish Lira)

INCOME STATEMENT	Note	CURRENT PERIOD (01/01/2015- 30/09/2015)	PRIOR PERIOD (01/01/2014- 30/09/2014)	CURRENT PERIOD (01/07/2015- 30/09/2015)	PRIOR PERIOD (01/07/2014- 30/09/2014)
I. INTEREST INCOME	(5.IV.1)	631.122	518.256	232.628	182.078
1.1 Interest Income on Loans		599.384	499.799	221.631	175.424
1.2 Interest Received from Statutory Reserves		1.732	-	1.043	-
1.3 Interest Received from Banks		9.275	7.683	1.461	2.833
1.4 Interest Received from Money Market Placements		152	332	15	48
1.5 Interest Received from Marketable Securities Portfolio		20.456	10.397	8.441	3.751
1.5.1 Financial Assets Held for Trading		844	713	294	247
1.5.2 Financial Assets at Fair Value Through Profit and Loss		-	-	-	-
1.5.3 Financial Assets Available for Sale		19.612	9.684	8.147	3.504
1.5.4 Investments Held to Maturity		-	-	-	-
1.6 Finance Lease Income		-	-	-	-
1.7 Other Interest Income		123	45	37	22
II. INTEREST EXPENSE		343.642	292.704	133.293	100.788
2.1 Interest on Deposits	(5.IV.2)	268.685	231.186	106.306	78.517
2.2 Interest on Funds Borrowed	(5.IV.2)	29.708	24.897	10.667	8.763
2.3 Interest on Money Market Funds		345	12	86	-
2.4 Interest on Securities Issued	(5.IV.2)	40.081	34.070	14.325	12.667
2.5 Other Interest Expense		4.823	2.539	1.909	841
III. NET INTEREST INCOME/EXPENSE (I - II)		287.480	225.552	99.335	81.290
IV. NET FEES AND COMMISSIONS INCOME/EXPENSE		18.240	12.913	5.326	5.702
4.1 Fees and Commissions Received		31.550	20.587	10.112	8.579
4.1.1 Non-cash Loans		7.989	5.688	2.458	2.064
4.1.2 Other	(5.IV.12)	23.561	14.899	7.654	6.515
4.2 Fees and Commissions Paid		13.310	7.674	4.786	2.877
4.2.1 Non-cash Loans		101	28	38	9
4.2.2 Other	(5.IV.12)	13.209	7.646	4.748	2.868
V. DIVIDEND INCOME	(5.IV.3)	-	-	-	-
VI. TRADING INCOME / LOSS (Net)	(5.IV.4)	(4.636)	19.182	10.706	2.747
6.1 Gains/Losses on Securities Trading		(1.359)	1.702	(925)	(290)
6.2 Derivative Financial Transactions Gains/Losses		(3.110)	21.980	13.349	2.531
6.3 Foreign Exchange Gains/Losses		(167)	(4.500)	(1.718)	506
VII. OTHER OPERATING INCOME	(5.IV.5)	29.665	6.298	11.954	2.360
VIII. TOTAL OPERATING INCOME/EXPENSE (III+IV+V+VI+VII)		330.749	263.945	127.321	92.099
IX. PROVISION FOR LOSSES ON LOANS AND OTHER RECEIVABLES (-)	(5.IV.6)	63.106	44.592	24.078	15.528
X. OTHER OPERATING EXPENSES (-)	(5.IV.7)	180.399	147.241	64.097	49.374
XI. NET OPERATING INCOME / LOSS (VIII-IX-X)		87.244	72.112	39.146	27.197
XII. AMOUNT IN EXCESS RECORDED AS GAIN AFTER MERGER		-	-	-	-
XIII. PROFIT/LOSS FROM ASSOCIATES ACCOUNTED FOR USING THE EQUITY METHOD		-	-	-	-
XIV. NET MONETARY POSITION GAIN/LOSS		-	-	-	-
XV. PROFIT/LOSS ON CONTINUING OPERATIONS BEFORE TAX (XI+...+XIV)	(5.IV.8)	87.244	72.112	39.146	27.197
XVI. TAX PROVISION FOR CONTINUING OPERATIONS (±)	(5.IV.9)	(19.840)	(16.396)	(9.013)	(6.379)
16.1 Current Tax Charge		(11.238)	(9.983)	(1.970)	(4.493)
16.2 Deferred Tax Charge /(Benefit)		(8.602)	(6.413)	(7.043)	(1.886)
XVII. NET PERIOD PROFIT/LOSS FROM CONTINUING OPERATIONS (XV±XVI)	(5.IV.10)	67.404	55.716	30.133	20.818
XVIII. INCOME ON DISCONTINUED OPERATIONS		-	-	-	-
18.1 Income on Assets Held for Sale		-	-	-	-
18.2 Gain on Sale of Associates, Subsidiaries and Jointly Controlled Entities (Joint Ventures)		-	-	-	-
18.3 Other Income on Discontinued Operations		-	-	-	-
XIX. EXPENSE ON DISCONTINUED OPERATIONS (-)		-	-	-	-
19.1 Expense on Assets Held for Sale		-	-	-	-
19.2 Loss on Sale of Associates, Subsidiaries and Jointly Controlled Entities (Joint Ventures)		-	-	-	-
19.3 Other Expense on Discontinued Operations		-	-	-	-
XX. PROFIT/LOSS ON DISCONTINUED OPERATIONS BEFORE TAX (XVIII-XIX)		-	-	-	-
XXI. TAX PROVISION FOR DISCONTINUED OPERATIONS (±)		-	-	-	-
21.1 Current Tax Charge		-	-	-	-
21.2 Deferred Tax Charge /(Benefit)		-	-	-	-
XXII. NET PERIOD PROFIT/LOSS FROM DISCONTINUED OPERATIONS (XX±XXI)		-	-	-	-
XXIII. NET PERIOD PROFIT/LOSS (XVII+XXII)	(5.IV.11)	67.404	55.716	30.133	20.818
23.1 Group's Profit/Loss		67.404	55.717	30.133	20.818
23.2 Minority Interest Profit/Loss		-	(1)	-	-
Earnings per Share		0,00109	0,00101	0,00044	0,00038

The accompanying notes are an integral part of these financial statements.

FIBABANKA A.Ş.

CONSOLIDATED STATEMENT OF INCOME AND EXPENSE ITEMS ACCOUNTED UNDER SHAREHOLDERS' EQUITY
FOR THE PERIOD 1 JANUARY - 30 SEPTEMBER 2015

(Amount expressed in thousands of Turkish Lira)

		CURRENT PERIOD	PRIOR PERIOD
STATEMENT OF INCOME AND EXPENSE ITEMS ACCOUNTED UNDER EQUITY		(01/01/2015-30/09/2015)	(01/01/2014-30/09/2014)
I.	ADDITIONS TO MARKETABLE SECURITIES REVALUATION RESERVES FROM FINANCIAL ASSETS AVAILABLE FOR SALE	(26,865)	17,853
II.	TANGIBLE ASSETS REVALUATION RESERVES	-	-
III.	INTANGIBLE ASSETS REVALUATION RESERVES	-	-
IV.	TRANSLATION ADJUSTMENT FOR FOREIGN CURRENCY TRANSACTIONS	-	-
V.	PROFIT/LOSS ON CASH FLOW HEDGE DERIVATIVE FINANCIAL ASSETS (Effective Portion of the Changes in Fair Value)	-	-
VI.	PROFIT/LOSS ON NET FOREIGN INVESTMENT HEDGE DERIVATIVE FINANCIAL ASSETS (Effective Portion of the Changes in Fair Value)	-	-
VII.	THE EFFECT OF CORRECTIONS OF THE ERRORS AND CHANGES IN THE ACCOUNTING POLICY	-	-
VIII.	OTHER INCOME AND EXPENSES RECOGNISED IN EQUITY IN ACCORDANCE WITH TAS	-	-
IX.	DEFERRED TAX EFFECT OF REVALUATION	5,401	(3,081)
X.	NET INCOME/EXPENSE DIRECTLY RECOGNISED IN EQUITY (I+II+...+IX)	(21,464)	14,772
XI.	PROFIT/LOSS FOR THE PERIOD	(143)	(2,446)
11.1	Net Changes in the Fair Values of Marketable Securities (Transfer to Profit/Loss)	(143)	(2,446)
11.2	The Portion of Cash-flow Hedge Derivative Financial Assets Reclassified in and Transferred to Income Statement	-	-
11.3	The Portion of Net Foreign Investment Hedge Derivative Financial Assets Reclassified in and Transferred to Income Statement	-	-
11.4	Other	-	-
XII.	TOTAL PROFIT/LOSS RECOGNISED FOR THE PERIOD (X±XI)	(21,607)	12,326

The accompanying notes are an integral part of these financial statements.

FIBANKA A.S. CONSOLIDATED STATEMENT OF CHANGES IN SHAREHOLDERS' EQUITY FOR THE PERIOD 1 JANUARY - 30 SEPTEMBER 2015 (Amount expressed in thousands of Turkish Lira)																				
		Note	Paid-in Capital	Paid-in Capital Inflation Adjustment	Share Premium	Share Cancellation Profits	Legal Reserves	Statutory Reserves	Extraordinary Reserves	Other Reserves	Current Period Profit/Loss	Prior Period Profit/Loss	Marketable Securities Revaluation Reserve	Tangible and Intangible Assets Revaluation Reserve	Bonus Shares from Equity Participation	Hedge Funds	Accumulated Rev. Reserve on Assets Held for Sale and Discontinued Oper.	Total Equity Excluding Minority Interest	Minority Interests	Total Equity
CHANGES IN SHAREHOLDERS' EQUITY																				
PHIOR PERIOD																				
(01/01/2014 - 30/09/2014)																				
I.	Beginning Balance		550.000	-	-	-	-	-	-	-	43.703	(72.576)	(24.057)	-	-	-	-	497.070	54	497.124
II.	Corrections made according TAS 8		-	-	-	-	-	-	-	-	-	-	-	-	-	-	-	-	-	-
2.1	The Effect of Correction of Errors		-	-	-	-	-	-	-	-	-	-	-	-	-	-	-	-	-	-
2.2	The Effect of Changes in Account Policies		-	-	-	-	-	-	-	-	-	-	-	-	-	-	-	-	-	-
III.	Adjusted Balance (I-II)		550.000	-	-	-	-	-	-	-	43.703	(72.576)	(24.057)	-	-	-	-	497.070	54	497.124
Changes during the Period																				
IV.	Increase/Decrease Due to Mergers		-	-	-	-	-	-	-	-	-	-	-	-	-	-	-	-	-	-
V.	Marketable Securities Revaluation Reserve		-	-	-	-	-	-	-	-	-	-	12.326	-	-	-	-	-	-	-
VI.	Hedge Funds (Effective Portion)		-	-	-	-	-	-	-	-	-	-	-	-	-	-	-	12.326	-	12.326
6.1	Cash Flow Hedges		-	-	-	-	-	-	-	-	-	-	-	-	-	-	-	-	-	-
6.2	Net Foreign Investment Hedges		-	-	-	-	-	-	-	-	-	-	-	-	-	-	-	-	-	-
VII.	Tangible Assets Revaluation Reserve		-	-	-	-	-	-	-	-	-	-	-	-	-	-	-	-	-	-
VIII.	Intangible Assets Revaluation Reserve		-	-	-	-	-	-	-	-	-	-	-	-	-	-	-	-	-	-
IX.	Bonus Shares from Associates, Subsidiaries and Jointly Controlled Entities (Joint Ventures)		-	-	-	-	-	-	-	-	-	-	-	-	-	-	-	-	-	-
X.	Foreign Exchange Differences		-	-	-	-	-	-	-	-	-	-	-	-	-	-	-	-	-	-
XI.	The Effect of Disposal of Assets		-	-	-	-	-	-	-	-	-	-	-	-	-	-	-	-	-	-
XII.	The Effect of Reclassification of Assets		-	-	-	-	-	-	-	-	-	-	-	-	-	-	-	-	-	-
XIII.	The Effect of Changes in the Equity of Subsidiaries on the Equity of the Bank		-	-	-	-	-	-	-	-	-	-	-	-	-	-	-	-	-	-
XIV.	Capital Increase		-	-	-	-	-	-	-	-	-	-	-	-	-	-	-	-	-	-
14.1	Cash		-	-	-	-	-	-	-	-	-	-	-	-	-	-	-	-	-	-
14.2	Internal Sources		-	-	-	-	-	-	-	-	-	-	-	-	-	-	-	-	-	-
XV.	Share Issue		-	-	-	-	-	-	-	-	-	-	-	-	-	-	-	-	-	-
XVI.	Share Cancellation Profits		-	-	-	-	-	-	-	-	-	-	-	-	-	-	-	-	-	-
XVII.	Paid-in-Capital Inflation Adjustment		-	-	-	-	-	-	-	-	-	-	-	-	-	-	-	-	-	-
XVIII.	Other		-	-	-	-	-	-	-	-	-	-	-	-	-	-	-	-	-	-
XIX.	Net Profit/Loss for the Period		-	-	-	-	-	-	-	-	55.717	-	-	-	-	-	-	55.717	(1)	55.716
XX.	Profit Distribution		-	-	-	-	-	-	-	-	(43.703)	43.703	-	-	-	-	-	-	-	-
20.1	Dividend Paid		-	-	-	-	-	-	-	-	-	-	-	-	-	-	-	-	-	-
20.2	Transfer to Reserves		-	-	-	-	-	-	-	-	-	-	-	-	-	-	-	-	-	-
20.3	Other		-	-	-	-	-	-	-	(43.703)	43.703	-	-	-	-	-	-	-	-	-
	Ending Balance (II+IV+V+...+XVIII+XIX+XX)		550.000	-	-	-	-	-	-	-	55.717	(28.873)	(11.731)	-	-	-	-	565.113	53	565.166
CURRENT PERIOD																				
(01/01/2015 - 30/09/2015)																				
I.	Prior Period End Balance		550.000	-	-	-	-	-	-	(2.174)	74.139	(27.527)	(8.363)	-	-	-	-	586.075	53	586.128
Changes during the Period																				
II.	Increase/Decrease Due to Mergers		-	-	-	-	-	-	-	-	-	-	-	-	-	-	-	-	-	-
III.	Marketable Securities Revaluation Reserve		-	-	-	-	-	-	-	-	-	-	21.607	-	-	-	-	21.607	-	21.607
IV.	Hedge Funds (Effective Portion)		-	-	-	-	-	-	-	-	-	-	-	-	-	-	-	-	-	-
4.1	Cash Flow Hedges		-	-	-	-	-	-	-	-	-	-	-	-	-	-	-	-	-	-
4.2	Net Foreign Investment Hedges		-	-	-	-	-	-	-	-	-	-	-	-	-	-	-	-	-	-
V.	Tangible Assets Revaluation Reserve		-	-	-	-	-	-	-	-	-	-	-	-	-	-	-	-	-	-
VI.	Intangible Assets Revaluation Reserve		-	-	-	-	-	-	-	-	-	-	-	-	-	-	-	-	-	-
VII.	Bonus Shares from Associates, Subsidiaries and Jointly Controlled Entities (Joint Ventures)		-	-	-	-	-	-	-	-	-	-	-	-	-	-	-	-	-	-
VIII.	Foreign Exchange Differences		-	-	-	-	-	-	-	-	-	-	-	-	-	-	-	-	-	-
IX.	The Effect of Disposal of Assets		-	-	-	-	-	-	-	-	-	-	-	-	-	-	-	-	-	-
X.	The Effect of Reclassification of Assets		-	-	-	-	-	-	-	-	-	-	-	-	-	-	-	-	-	-
XI.	The Effect of Changes in the Equity of Subsidiaries on the Equity of the Bank		-	-	-	-	-	-	-	-	-	-	-	-	-	-	-	-	-	-
XII.	Capital Increase		-	-	-	-	-	-	-	-	-	-	-	-	-	-	-	-	-	-
12.1	Cash	(5.H.12.3)	128.860	-	-	-	-	-	-	-	-	-	-	-	-	-	-	128.860	-	128.860
12.2	Internal Sources		-	-	-	-	-	-	-	-	-	-	-	-	-	-	-	-	-	-
XIII.	Share Issue		-	-	-	-	-	-	-	-	-	-	-	-	-	-	-	-	-	-
XIV.	Share Cancellation Profits		-	-	-	-	-	-	-	-	-	-	-	-	-	-	-	-	-	-
XV.	Paid-in-Capital Inflation Adjustment		-	-	-	-	-	-	-	-	-	-	-	-	-	-	-	-	-	-
XVI.	Other		-	-	-	-	-	-	-	-	-	-	-	-	-	-	-	-	-	-
XVII.	Net Profit/Loss for the Period		-	-	-	-	-	-	-	-	67.404	-	-	-	-	-	-	67.404	-	67.404
XVIII.	Profit Distribution		-	-	-	-	-	-	-	-	(74.139)	27.353	-	-	-	-	-	-	-	-
18.1	Dividend Paid		-	-	-	-	3.711	-	43.075	-	-	-	-	-	-	-	-	-	-	-
18.2	Transfer to Reserves		-	-	-	-	3.711	-	43.075	-	-	-	(46.786)	-	-	-	-	-	-	-
18.3	Other		-	-	-	-	-	-	-	-	(74.139)	74.139	-	-	-	-	-	-	-	-
	Ending Balance (I+II+III+...+XVII+XVIII)		678.860	-	-	-	3.711	-	43.075	(2.174)	67.404	(174)	29.970	-	-	-	-	760.732	53	760.785

The accompanying notes are an integral part of these financial statements.

FİBABANKA A.Ş.
CONSOLIDATED CASH FLOW STATEMENT
FOR THE PERIOD 1 JANUARY - 30 SEPTEMBER 2015
(Amount expressed in thousands of Turkish Lira)

	Note	CURRENT PERIOD (01/01/2015- 30/09/2015)	PRIOR PERIOD (01/01/2014- 30/09/2014)
A. CASH FLOWS FROM BANKING OPERATIONS			
1.1 Operating Profit / Loss before Changes in Operating Assets and Liabilities		164,163	180,067
1.1.1 Interest Received (+)		601,005	512,696
1.1.2 Interest Paid (-)		325,350	275,839
1.1.3 Dividend Received (+)		-	-
1.1.4 Fees and Commissions Received (+)		30,378	20,605
1.1.5 Other Income (+)		25,268	1,575
1.1.6 Collections from Previously Written Off Loans (+)		780	2,331
1.1.7 Cash Payments to Personnel and Service Suppliers (-)		155,574	128,548
1.1.8 Taxes Paid (-)		10,807	5,781
1.1.9 Other (+/-)		1,537	53,028
1.2 Changes in Banking Operations Assets and Liabilities		(357,693)	(436,482)
1.2.1 Net (Increase) Decrease in Financial Assets Held for Trading (+/-)		(45,788)	(654)
1.2.2 Net(Increase) Decrease in Financial Assets at Fair Value through Profit or Loss (+/-)		-	-
1.2.3 Net (Increase) Decrease in Due From Banks (+/-)		31,040	105,871
1.2.4 Net (Increase) Decrease in Loans (+/-)		(962,697)	(1,085,927)
1.2.5 Net (Increase) Decrease in Other Assets (+/-)		43,515	(8,003)
1.2.6 Net Increase (Decrease) in Bank Deposits (+/-)		50,864	(62,310)
1.2.7 Net Increase (Decrease) in Other Deposits (+/-)		536,140	594,668
1.2.8 Net Increase (Decrease) in Borrower Funds (+/-)		210,200	213,241
1.2.9 Net Increase (Decrease) in Matured Payables (+/-)		-	-
1.2.10 Net Increase (Decrease) in Other Liabilities (+/-)		(220,967)	(193,368)
I Net Cash Flow Provided from Banking Operations (+/-)		(193,530)	(256,415)
B. CASH FLOW FROM INVESTING ACTIVITIES		-	-
II Net Cash Flow Provided from Investment Activities (+/-)		(403,071)	(85,681)
2.1 Cash Paid for Purchase of Associates, Subsidiaries and Jointly Controlled Entities (Joint Ventures) (-)		-	-
2.2 Cash Obtained from Sale of Associates, Subsidiaries and Jointly Controlled Entities (Joint Ventures) (+)		-	-
2.3 Tangible Asset Purchases (-)		156,971	5,409
2.4 Tangible Asset Sales (+)		7,941	1,743
2.5 Cash Paid for Purchase of Financial Assets Available for Sale (-)		317,755	122,405
2.6 Cash Obtained from Sales of Financial Assets Available for Sale (+)		66,743	42,406
2.7 Cash Paid for Purchase of Investment Securities (-)		-	-
2.8 Cash Obtained from Sales of Investment Securities (+)		-	-
2.9 Other (+/-)		(3,029)	(2,016)
C. CASH FLOWS FROM FINANCIAL ACTIVITIES		-	-
III Net Cash Provided from Financing Activities (+/-)		82,656	157,620
3.1 Cash Obtained from Funds Borrowed and Securities Issued (+)		820,763	262,873
3.2 Cash Used for Repayment of Funds Borrowed and Securities Issued (-)		739,922	105,253
3.3 Share Certificates Issued (+)		1,815	-
3.4 Dividends Paid (-)		-	-
3.5 Payments for Finance Leases (-)		-	-
3.6 Other (+/-)		-	-
IV. Effect of Change in Foreign Exchange Rate on Cash and Cash Equivalents (+/-)		37,446	10,721
V. Net Increase in Cash and Cash Equivalents (I+II+III+IV)		(476,499)	(173,755)
VI. Cash and Cash Equivalents at the Beginning of the Period (+)		155,773	195,826
VII. Cash and Cash Equivalents at the End of the Period (V+VI)		(320,726)	22,071

The accompanying notes are an integral part of these financial statements.

FİBABANKA A.Ş. AND ITS SUBSIDIARY
NOTES TO THE CONSOLIDATED FINANCIAL STATEMENTS FOR THE PERIOD OF
1 JANUARY – 30 SEPTEMBER 2015

(Amounts expressed in thousands of Turkish Lira (TL) unless otherwise stated.)

SECTION THREE

ACCOUNTING PRINCIPLES

I. Explanations on the basis of presentation

1. Preparation of the financial statements and the accompanying footnotes in accordance with Turkish Accounting Standards and the Communiqué on Principles and Procedures on the Accounting Practice and Documentation of Banks

As per the Article 37 of “Accounting and Recording Rules” of the Turkish Banking Law No. 5411 published on the Official Gazette no.25983 dated 1 November 2005 and became effective, the Bank keeps its accounting records and prepares its consolidated financial statements and the related footnotes in accordance with accounting and valuation standards described in “Regulation on Accounting Applications for Banks and Safeguarding of Documents” published by the Banking Regulatory and Supervisory Agency (“BRSA”) and in effect since 1 November 2006, and Turkish Accounting Standards (“TAS”), Turkish Financial Reporting Standards (“TFRS”) and the related statements and guidance announced by the Public Oversight, Accounting and Auditing Standards Authority (“POA”). The accounting policies and valuation principles used in the preparation of the financial statements are selected and applied in accordance with the requirements set out in the Communiqué “Publicly Disclosed Financial Statements and the Accompanying Explanations and Footnotes by Banks” published in the Official Gazette numbered 28337 on 28 June 2012. Bank accounts its records in TL, in accordance with the Banking Law, Turkish Commercial Code and Turkish Tax Legislation.

The consolidated financial statements are prepared in thousands of TL based on the historical cost convention, except for the financial assets and liabilities carried at fair value.

2. Accounting policies and valuation principles applied in preparation of consolidated financial statements

The accounting policies and valuation principles used in the preparation of the financial statements are selected and applied in accordance with the requirements set out in regulations, communiqués, statements and guidance and if there is no special regulation by the BRSA in accordance with to the principles within IAS / IFRS, are consistent with the accounting policies applied in the annual financial statements prepared for the year ended 31 December 2014. The accounting policies and valuation principles applied in the preparation of the accompanying financial statements are explained in Notes II and XXIV below.

II. Explanations on the usage strategy of financial instruments and on foreign currency transactions

1. Usage strategy of the financial instruments

The major factor in managing interest rate and liquidity risk at the balance sheet is parallel movement of asset and liability side.

Exchange rate risk, interest rate risk and liquidity risk are controlled and measured by various risk management systems, and the balance sheet is managed under the limits set by these systems and the limits legally required. Value at risk models are used for this purpose.

Purchase-sale transactions of short and long-term financial instruments are realized within pre-determined risk limits that are allowed for the purpose of increasing risk-free return on capital.

The foreign currency position is controlled by the equilibrium of a currency basket to eliminate the foreign exchange risk.

FİBABANKA A.Ş. AND ITS SUBSIDIARY
NOTES TO THE CONSOLIDATED FINANCIAL STATEMENTS FOR THE PERIOD OF
1 JANUARY – 30 SEPTEMBER 2015

(Amounts expressed in thousands of Turkish Lira (TL) unless otherwise stated.)

2. Foreign currency transactions

2.1 Foreign currency exchange rates used in converting transactions denominated in foreign currencies and their presentation in the financial statements

The Group recognizes the foreign currency transactions in accordance with TAS 21 “The Effects of Changes in Foreign Exchange Rates”. Foreign exchange gains and losses arising from the foreign currency transactions as of 30 September 2015 are translated into Turkish Lira by using the exchange rates at the date of the transaction and recognized in accounting records. At the end of the periods, foreign currency assets and liabilities are converted into Turkish Lira by using the spot foreign currency exchange rates of the Bank at the end of the period and the related currency translation differences are recognized as foreign exchange gains and losses.

As at the end of the related periods foreign currency exchange rates are as follows:

	30 September 2015	31 December 2014
US Dollar	3.0009	2.3189
Euro	3.3669	2.8207

2.2 Foreign exchange gains and losses included in the income statement

As of 30 September 2015, net foreign exchange loss included in the income statement amounts is TL 167 (1 January – 30 September 2014: TL 4,500 loss).

III. Explanations on subsidiary

Fiba Portföy Yönetimi A.Ş. (“Fiba Portföy”); the subsidiary of the Bank established in November 2013; was consolidated by using full consolidation method in the consolidated financial statements dated 30 September 2015. Fibabanka A.Ş. and Fiba Portföy Yönetimi A.Ş. together are referred to as “the Group” in the report.

Capital Markets Board (“CMB”) approved Fiba Portföy’s licence application for portfolio management activity and the licence numbered PYŞ. PY 56/1267 and dated 12 December 2013 was assigned to Fiba Portföy.

The objective of Fiba Portföy is to manage portfolios consisting of financial assets as a representative by entering into portfolio management contracts in accordance with CMB laws and relevant regulations and also to perform capital markets operations. Besides, Fiba Portföy can manage the portfolios of local and foreign investment funds, investment trusts, local/foreign real persons, brokerage companies and other similar legal entities within the context of the related regulation as portfolio management activities. On the condition that, the requirements of the Capital Markets regulations are fulfilled and necessary approvals and licences from the Capital Markets Board are obtained; Fiba Portföy can also perform investment advisory services, market consultancy in Borsa İstanbul A.Ş. Emerging Companies Market, and intermediary services for the trading of investment fund certificates. The Bank owns 99% of the equity of Fiba Portföy whose headquarters is located in Istanbul.

According to full consolidation method, the subsidiary’s 100% of assets, liabilities, revenues, expenditures and off-balance sheet liabilities were combined with the Parent Bank’s assets, liabilities, revenues, expenditures and off-balance sheet liabilities. Book value of the investment in the Group’s subsidiary and the portion of the cost of subsidiary’s capital belonging to the Group are eliminated. All intragroup balances and income and expenses relating to transactions between the Bank and its subsidiary are eliminated in full on consolidation. Minority shares in the net income of consolidated subsidiary determined the net income of the Group and were demonstrated as a separate item in the income statement. Minority shares were presented under equity in the consolidated financial statement.

FİBABANKA A.Ş. AND ITS SUBSIDIARY
NOTES TO THE CONSOLIDATED FINANCIAL STATEMENTS FOR THE PERIOD OF
1 JANUARY – 30 SEPTEMBER 2015

(Amounts expressed in thousands of Turkish Lira (TL) unless otherwise stated.)

IV. Explanations on forward transactions, options and derivative instruments

The Parent Bank's derivative transactions mainly consist of foreign currency swaps, foreign currency options and forward foreign currency purchase/sale contracts. The Parent Bank does not have any embedded derivatives separated from the host contract.

In accordance with TAS 39 "Financial Instruments: Recognition and Measurement", forward foreign currency purchase/sale contracts, swaps and options are classified as "hedging purpose" and "trading purpose" transactions. Derivatives are initially recognized at cost including the transaction costs. Also, the assets and liabilities arising from the derivative transactions are recorded as off-balance sheet items at their contractual notional amounts. The derivative transactions held for trading are valued at fair-value using market prices or pricing models subsequent to initial recognition and are presented in "derivative financial assets held for trading" or "derivative financial liabilities held for trading" items of the balance sheet depending on the difference's being positive or negative. The derivative transactions held for hedging are valued at fair value using market prices or pricing models subsequent to initial recognition and are presented in "derivative financial assets held for hedging purpose" or "derivative financial liabilities held for hedging" items of the balance sheet depending on the difference's being positive or negative. Gains and losses arising from a change in the fair value are recognized in the income statement.

V. Explanations on interest income and expenses

Interest income and expenses calculated using internal rate of return are recognized on accrual basis. In accordance with Banking Act No: 5411 Articles 53 and 93, based on the prevailing communique, interest accruals on loans becoming non-performing are reversed and also ceased to accrue interest on such loans until these loans are classified as performing or collected.

VI. Explanations on fee and commission income and expenses

Fee and commission income / expenses are recognized based on cash basis or accrual basis upon the nature of the transaction.

VII. Explanations on financial assets

Financial assets include cash on hand, contractual rights to receive cash or another financial asset from the counterparty or the right to exchange of financial instruments or equity instrument transactions of the counterparty. Financial assets are classified into four groups as financial assets at fair value through profit or loss, held to maturity investments, loans and receivables and available-for-sale financial assets.

1. Financial assets at fair value through profit or loss

1.1 *Financial assets held for trading*

Financial assets held for trading are recognized at their fair values and any gain or losses resulting from such valuation are recorded in the profit and loss accounts. Interests received during the holding period of such financial assets and the difference between the amortized cost (calculated using internal rate of return) and the acquisition cost are recognized as interest income in the income statement. Gains and losses on sale of held for trading financial assets before their maturity and the difference between market value and amortized cost (calculated using internal rate of return) of such financial assets are recognized in gains and losses on securities trading under income statement.

1.2 *Financial assets at fair value through profit or loss*

The Group does not have any financial assets designated as "financial assets at fair value through profit or loss".

FİBABANKA A.Ş. AND ITS SUBSIDIARY
NOTES TO THE CONSOLIDATED FINANCIAL STATEMENTS FOR THE PERIOD OF
1 JANUARY – 30 SEPTEMBER 2015

(Amounts expressed in thousands of Turkish Lira (TL) unless otherwise stated.)

2. Available for sale financial assets

Financial assets available-for-sale, are financial assets other than assets held for trading purposes, investments held-to-maturity and originated loans and receivables. Financial assets available-for-sale are measured at their fair values subsequently.

Interest income of the investments securities available-for-sale; based on the internal rate of return; are included in the income statement. Unrecognized gain/losses derived from the difference between their fair value and the discounted values are recorded in “Marketable Securities Revaluation Reserve” under the shareholders’ equity. In case of disposal, gains/losses recognized under equity are realized and recognized directly in the income statement.

Purchase and sale transactions of securities are accounted for on a settlement date basis.

3. Held to maturity investments

The Group does not have any held to maturity investments as of 30 September 2015.

4. Loans and receivables

Loans and receivables are financial assets, which are generated by providing funds, goods or services to the debtor.

Loans and receivables are financial assets with fixed or determinable repayment schedules and they are not traded in an active market.

Loans are initially measured at their acquisition cost and subsequently measured at amortized cost calculated using effective interest rate method in accordance with TAS 39 “Financial Instruments: Recognition and Measurement”. Duty charges, transaction fees and other expenses paid for the collaterals of the loans are considered as part of the transaction costs and charged to the customers.

VIII. Explanations on impairment of financial assets

Financial asset or groups of financial assets are reviewed by the Group at each balance sheet date to determine whether there is objective evidence of impairment. If any such indicator exists, the Group determines the amount of impairment.

Impairment loss incurs if, and only if, there is objective evidence that the reliably estimated future cash flows of financial asset or group of financial assets are adversely affected by an event(s) (“loss event(s)”) incurred subsequent to initial recognition.

The Group provides specific and general allowances for loan and other receivables classified in accordance with the Communiqué published on the Official Gazette No.2633 dated November 1, 2006. The allowances are recorded in the income statement of the related period.

IX. Explanations on offsetting financial instruments

If the fair values of equity shares held for trading and quoted at the stock exchanges are lower than their carrying values, allowance for impairment is recognized and the recognized impairment is offset with the related assets on the face of the balance sheet.

Specific allowances for non-performing loan and other receivables are provided in accordance with “Methods and Principles for the Determination of Loans and Other Receivables to be Reserved for and Allocation of Reserves”. Such allowances are offset with loans under follow-up on the asset side. Other financial assets and liabilities are offset when the Bank has a legally enforceable right to offset.

FİBANKKA A.Ş. AND ITS SUBSIDIARY
NOTES TO THE CONSOLIDATED FINANCIAL STATEMENTS FOR THE PERIOD OF
1 JANUARY – 30 SEPTEMBER 2015

(Amounts expressed in thousands of Turkish Lira (TL) unless otherwise stated.)

X. Explanations on sale and repurchase agreements and securities lending transactions

Securities subject to repo (repurchase agreements) are classified as “Financial assets at fair value through profit and loss”, “Financial assets available for sale” or “Investments held to maturity” according to their purposes to be held in the Group’s portfolio and evaluated within the principles of the relevant portfolio. Funds obtained from repurchase agreements are followed under the “Funds from repo transactions” account in liabilities, and interest expense accruals are calculated using the effective interest (internal rate of return) method on the difference between the sales and repurchase prices corresponding to the period designated by a repurchase agreement.

Reverse repo transactions are recorded under the “Receivables from reverse repurchase agreements” account.

XI. Explanations on noncurrent assets held for sale and discontinued operations and the related liabilities

A tangible asset (or a disposal group) classified as “asset held for sale” is measured at the lower of the carrying value or fair value less costs to sell. Assets held for sale are not depreciated and presented in the financial statements separately. An asset (or a disposal group) is regarded as “asset held for sale” only when the sale is highly probable and the asset (or disposal group) is available for immediate sale in its present condition. For a highly probable sale, there must be a valid plan prepared by the management for the sale of asset including identification of possible buyers and completion of sale process. Furthermore, the asset should be actively marketed at a price consistent with its fair value.

Events or circumstances may extend the period to complete the sale beyond one year. An extension of the period required to complete a sale does not preclude an asset (or disposal group) from being classified as held for sale if the delay is caused by events or circumstances beyond the entity's control and there is sufficient evidence that the entity remains committed to its plan to sell the asset (or disposal group).

A discontinued operation is a part of the Bank’s business classified as disposed or held-for-sale. The operating results of the discontinued operations are disclosed separately in the income statement.

XII. Explanations on goodwill and other intangible assets

As at the balance sheet date, there is no goodwill in the accompanying financial statements. The intangible assets of the Group consist of software, intangible rights and other intangible assets.

The costs of the intangible assets purchased before 1 January 2005 are recognized at their inflation adjusted costs as of 31 December 2004 and intangible assets purchased after 1 January 2005 are recognized at their acquisition cost less accumulated amortization and impairment, if any.

Estimated useful lives of the intangible assets are 3 to 10 years, and amortization rates are 10% to 33.3%.

If there is objective evidence of impairment, the asset’s recoverable amount is estimated in accordance with the Turkish Accounting Standard 36 (TAS 36) “Impairment of Assets” and if the recoverable amount is less than the carrying value of the related asset, an allowance for impairment is recognized.

FİBANKA A.Ş. AND ITS SUBSIDIARY
NOTES TO THE CONSOLIDATED FINANCIAL STATEMENTS FOR THE PERIOD OF
1 JANUARY – 30 SEPTEMBER 2015

(Amounts expressed in thousands of Turkish Lira (TL) unless otherwise stated.)

XIII. Explanations on tangible assets

Tangible assets are measured at cost in accordance with the Turkish Accounting Standard 16 (TAS 16) "Tangible Assets".

The costs of the tangible assets purchased before 1 January 2005 are recognized at their inflation adjusted costs as of 31 December 2004 and tangible assets purchased after 1 January 2005 are recognized at their acquisition cost less accumulated depreciation and impairment, if any.

If there is objective evidence of impairment, the asset's recoverable amount is estimated in accordance with the Turkish Accounting Standard 36 (TAS 36) "Impairment of Assets" and if the recoverable amount is less than the carrying value of the related asset, an allowance for impairment is recognized.

Gains/losses from the sale of the tangible assets are calculated as the difference between the net book value and the net sales price.

Maintenance and repair costs incurred for tangible assets are recorded as expense.

There are no restrictions such as pledges, mortgages or any other restriction on tangible assets.

There are no changes in the accounting estimates that are expected to have an impact in the current or subsequent periods.

Depreciation rates and estimated useful lives used for the tangible assets are as follows:

Tangible Asset	Estimated useful lives (Years)	Depreciation Rate (%)
Safe boxes	2-50	2-50
Vehicles	5	20
Real Estate	50	2
Other Tangible Assets	4-50	2-25

XIV. Explanations on leasing transactions

Duration of financial leasing contracts is maximum 4 years. Tangible assets obtained via financial leasing are classified as the Group's assets or liabilities resulting from financial leasing according to its nature. Assets obtained via financial leasing are depreciated in accordance with the principals for tangible assets. Rent payments for operating leases are recorded at equal amounts as expense during the payment period.

XV. Explanations on provisions and contingent liabilities

Provisions and contingent liabilities are accounted in accordance with TAS 37 "Provisions, Contingent Liabilities and Contingent Assets". In the financial statements, a provision is made if there is a present obligation that arises from past events as of the balance sheet date, if it is probable that an outflow of resources embodying economic benefits will be required to settle the obligation and if a reliable estimate can be made of the amount of the obligation. If the amount is not reliably estimated and there is no probability of cash outflow from the Bank to settle the liability, the related liability is considered as "contingent" and disclosed in the notes to the financial statements.

Provisions recognized during the period are recognized within "other operating expenses"; reversals of provisions recognized in the prior periods are recognized within "other operating income".

FİBANKA A.Ş. AND ITS SUBSIDIARY
NOTES TO THE CONSOLIDATED FINANCIAL STATEMENTS FOR THE PERIOD OF
1 JANUARY – 30 SEPTEMBER 2015

(Amounts expressed in thousands of Turkish Lira (TL) unless otherwise stated.)

XVI. Explanations on contingent assets

The contingent assets usually arise from unplanned or other unexpected events that give rise to the possibility of an inflow of economic benefits to the Group. If an inflow of economic benefits has become probable, then the contingent asset is disclosed in the notes to the financial statements. If it has become virtually certain that an inflow of economic benefits will arise, the asset and the related income are recognized in the financial statements of the period in which the change occurs.

XVII. Explanations on liabilities for employee benefits

As per the existing labour laws and agreements in Turkey, entities are required to pay severance for the employees retired or fired. These payments are qualified as recognized retirement benefit plan according to revised TAS 19 Standard on the Benefits Provided to Employees. Severance payment liability recognized in the balance sheet is calculated according to the net present value of expected amount in the future arising from all employees' retirements and represented in financial statements. All the actuarial gains and losses as are accounted for as other comprehensive income.

The major assumptions used in the actuarial calculation are as follows:

- Calculation is based on discount rate is as 8.20%, inflation rate as 6.00% and real rate of rise in salary as 0.00%.
- As ceiling salary amount TL 3,438.22 (full basis TL) (in use as of 31 December 2014) is based on.
- Individuals' earliest retirement age is considered as retirement age.
- CSO 1980 mortality table is used for the death probabilities of male and female employees.

There is no employee foundation, fund or similar institutions.

FİBANKA A.Ş. AND ITS SUBSIDIARY
NOTES TO THE CONSOLIDATED FINANCIAL STATEMENTS FOR THE PERIOD OF
1 JANUARY – 30 SEPTEMBER 2015

(Amounts expressed in thousands of Turkish Lira (TL) unless otherwise stated.)

XVIII. Explanations on taxation

1. Current Tax

Effective from 1 January 2006, statutory income is subject to corporate tax at 20%. This rate is applied to accounting income modified for certain exemptions (like dividend income) and deductions (like investment incentives), and additions for certain non-tax deductible expenses and allowances for tax purposes.

If there is no dividend distribution planned, no further tax charges are made. Dividends paid to the resident institutions and the institutions working through local offices or representatives are not subject to withholding tax. As per the decisions no.2009/14593 and no.2009/14594 of the Council of Ministers published in the Official Gazette no.27130 dated 3 February 2009, certain duty rates included in the articles no.15 and 30 of the new Corporate Tax Law no.5520 are revised. Accordingly, the withholding tax rate on the dividend payments other than the ones paid to the non-resident institutions generating income in Turkey through their operations or permanent representatives and the resident institutions is 15%. In applying the withholding tax rates on dividend payments to the non-resident institutions and the individuals, the withholding tax rates covered in the related Double Tax Treaty Agreements are taken into account. Appropriation of the retained earnings to capital is not considered as profit distribution and therefore is not subject to withholding tax.

The prepaid taxes are calculated and paid at the rates valid for the earnings of the related years. The prepayments can be deducted from the annual corporate tax calculated for the whole year earnings.

In accordance with the tax legislation, tax losses can be carried forward to offset against future taxable income for up to five years. Tax losses cannot be carried back to offset profits from previous periods.

In Turkey, there is no procedure for a final and definite agreement on tax assessments. Companies file their tax returns with their tax offices by the end of 25th of the fourth month following the close of the accounting period to which they relate. Tax returns are open for five years from the beginning of the year that follows the date of filing during which time the tax authorities have the right to audit tax returns, and the related accounting records on which they are based, and may issue re-assessments based on their findings.

2. Deferred tax

The Group calculates and recognizes tax for taxable temporary differences arising between the carrying values of assets and liabilities in the financial statements and their corresponding balances considered in the calculation of the tax base according to the Turkish Accounting Standard 12 (TAS 12) "Income Taxes".

Deferred tax assets and liabilities of the companies included in the consolidation are netted off but not netted off in consolidated balance sheet.

As of 30 September 2015, TL 47 of deferred tax asset and TL 1,011 deferred tax liability were recognized in the Group's financial statements. (31 December 2014: TL 2,236, deferred tax asset). The deferred tax asset is calculated as the net of taxable and deductible temporary differences.

Deferred tax benefit/ (charge) is recognized within "Deferred tax benefit/ (charge)" in the income statement. As of 30 September 2015, deferred tax charge is TL 8,602 (1 January – 30 September 2014: TL 6,413 charge). Deferred tax effects of the transactions and events recognized directly in the shareholders' equity are also recognized directly in the shareholders' equity which is TL 8,036 (benefit) (31 December 2014: TL 2,634 benefit).

FİBABANKA A.Ş. AND ITS SUBSIDIARY
NOTES TO THE CONSOLIDATED FINANCIAL STATEMENTS FOR THE PERIOD OF
1 JANUARY – 30 SEPTEMBER 2015

(Amounts expressed in thousands of Turkish Lira (TL) unless otherwise stated.)

3. Transfer pricing

The article 13 of the Corporate Tax Law describes the issue of transfer pricing under the title of “disguised profit distribution” by way of transfer pricing. “The General Communiqué on Disguised Profit Distribution by Way of Transfer Pricing” published at 18 November 2007, explains the application related issues on this topic.

According to this Communiqué, if the taxpayers conduct transactions like purchase and sale of goods or services with the related parties where the prices are not determined according to the arm’s length principle, then it will be concluded that there is a disguised profit distribution by way of transfer pricing. Such disguised profit distributions will not be deducted from the corporate tax base for tax purposes.

As stated in the “7.1 Annual Documentation” section of this communiqué, the taxpayers are required to fill out the “Transfer Pricing, Controlled Foreign Entities and Thin Capitalization” form for the purchase and sale of goods or services conducted with their related parties in a taxation period, attach these forms to their corporate tax returns and submit to the tax offices. Related forms are submitted to tax offices by the Group on time.

XIX. Additional explanations on borrowings

The Group provides resources from both domestic and foreign foundations and real persons through borrowings and securities issued.

Borrowing funds are initially measured at acquisition cost and subsequently measured at amortized cost. In the accompanying financial statements, foreign currency denominated borrowing funds are translated to Turkish Lira with the Group’s spot foreign exchange buying rates and interest expenses incurred during the period relating to the borrowing funds are recognized in income statement.

The Group applies general hedging techniques for mitigating the liquidity risk, interest rate risk and currency risk of the borrowing funds. Those techniques do not meet the definition of hedge accounting according to TAS 39. There are no convertible bonds or any other bonds issued by the Bank as at the balance sheet date.

XX. Explanations on share certificates issued

Bank capital in the current period was increased amount of TL 128,860, TL. TL 127,045 of total capital increase is provided from subordinated loan permitted to be converted to capital by Fiba Holding A.Ş., TL 1,815 of total capital is provided through cash from other shareholders.

XXI. Explanations on bank acceptances and bills of guarantee

Bank acceptances and bills of guarantee are presented within off-balance sheet liabilities as being possible liabilities and commitments. Cash transactions relating to bank acceptances and bills of guarantee are realized concurrently with the customer payments.

As of the balance sheet date, there are no bank acceptances and bills of guarantee recognized as liability against an asset.

XXII. Explanation on government incentives

As of the balance sheet date, the Group does not have any government incentives.

XXIII. Explanations on segment reporting

Segment reporting is presented under section four, note VI.

XXIV. Other matters

None.

FİBABANKA A.Ş. AND ITS SUBSIDIARY
NOTES TO THE CONSOLIDATED FINANCIAL STATEMENTS FOR THE PERIOD OF
1 JANUARY – 30 SEPTEMBER 2015

(Amounts expressed in thousands of Turkish Lira (TL) unless otherwise stated.)

SECTION FOUR

FINANCIAL POSITION AND RISK MANAGEMENT

I. Explanations on consolidated capital adequacy ratio

As of 30 September 2015, the consolidated capital adequacy standard ratio is 12.04%. (31 December 2014: %13.23).

1. The risk measurement methods used in the determination of consolidated capital adequacy ratio

The calculation of the capital adequacy standard ratio is performed in accordance with "Regulation on Measurement and Assessment of Capital Adequacy of Banks" which was published in the Official Gazette No. 28337, dated 28 June 2012. In the calculation of capital adequacy standard ratio, the data prepared from accounting records in compliance with the current legislation are used.

The items deducted from the equity in the calculation of the shareholders' equity are not included in the calculation of risk-weighted assets, non-cash loans and contingent liabilities. In the calculation of risk weighted assets, the assets subject to amortisation or impairment, are taken into account on a net basis after being reduced by the related amortisations and provisions.

Credit risk is calculated by using Standardized Approach the CSA simple method. Cash risk amount is classified in accordance with Article 6 of the "Regulation on Measurement and Assessment of Capital Adequacy of Banks". Risk weights are applied as per "Regulation on Measurement and Assessment of Capital Adequacy of Banks-Annex 1" after applying the risk mitigation techniques in accordance with the "The Regulation on Credit Risk Mitigation Techniques".

In the calculation of the value at credit risk for the non-cash loans and commitments such transactions are weighted after netting with specific provisions that are classified under liabilities and calculated based on the "Regulation on Identification of and Provision against Non-Performing Loans and Other Receivables" published in the Official Gazette No. 26333, dated 1 November 2006, The net amounts are then multiplied by rate of; if the risk is high one hundred percent, if the risk is medium fifty percent if the risk is medium/low twenty percent and if the risk is low zero percent; reduced as per the "Regulation on Credit Risk Mitigation Techniques" and then included in the relevant exposure category defined in the Article 6 of the "Regulation on Measurement and Assessment of Capital Adequacy of Banks" and weighted as per "Appendix-1 of the Regulation on Measurement and Assessment of Capital Adequacy of Banks".

In the calculation of the value at credit risk for the derivative financial instruments, the receivables from counterparties are multiplied by the rates stated in the Article 21 and Appendix-2 of "the Regulation on Measurement and Assessment of Capital Adequacy of Banks", reduced as per the "Regulation on Credit Risk Mitigation Techniques" and then included in the relevant exposure category and weighted for a second time. The risk amount related to the Bank's derivative financial instruments are calculated using the "Fair Value Method".

The Group determines its risk profile, in accordance with the Regulation on Internal Systems of Banks, by setting the measurement criteria for credit risk, market risk, operational risk, and interest risk arising from the banking book, concentration risk, liquidity risk, reputation risk, strategic risk and the other type of risks identified at the minimum.

The Bank, as part of internal capital adequacy consideration, considers both "Base", "Negative", "Extremely Negative" scenarios which were approved by Risk Committee, also "Base" and "Negative" scenarios which exists in the article appendix by BRSA about Scenarios That Will Use Date 31 December 2014, Number 42233676-010-30571, and Scenarios which will use in ICAAP Report. According to stress test application results which were confirmed by Board of Directors on 26 January 2015, capital planning tampon will not exist.

FİBABANKA A.Ş. AND ITS SUBSIDIARY
NOTES TO THE CONSOLIDATED FINANCIAL STATEMENTS FOR THE PERIOD OF
1 JANUARY – 30 SEPTEMBER 2015

(Amounts expressed in thousands of Turkish Lira (TL) unless otherwise stated.)

2. Information on the consolidated capital adequacy ratio of the Parent Bank

Current Period	0%	10%	20%	50%	75%	100%	150%	200%
Credit Risk Related Amount	--	--	27,211	1,048,719	985,569	5,046,134	99,398	119,092
Exposure Categories	1,946,168	--	136,056	2,097,438	1,314,092	5,046,134	66,265	59,546
Conditional and Unconditional Receivables from Central Governments or Central Banks	1,377,856	--	--	362	--	--	--	--
Conditional and Unconditional Receivables from Regional or Local Governments	--	--	--	--	--	--	--	--
Conditional and Unconditional Receivables from Administrative Units and Non-Commercial Enterprises	--	--	--	--	--	--	--	--
Conditional and Unconditional Receivables from Multilateral Development Banks	--	--	--	--	--	--	--	--
Conditional and Unconditional Receivables from International Organisations	--	--	--	--	--	--	--	--
Conditional and Unconditional Receivables from Banks and Brokerage Houses	441,476	--	136,056	520,228	--	9,591	110	--
Conditional and Unconditional Corporate Receivables	46,716	--	--	--	--	4,296,041	--	--
Conditional and Unconditional Retail Receivables	427	--	--	--	1,314,092	--	--	--
Conditional and Unconditional Receivables Secured by Mortgages	12,800	--	--	1,570,352	--	411,077	--	--
Past Due Receivables	--	--	--	5,172	--	56,149	1,075	--
Receivables Defined in High Risk Category by BRSA	--	--	--	1,324	--	2,375	65,080	59,546
Securities Collateralised by Mortgages	--	--	--	--	--	--	--	--
Securitisation Positions	--	--	--	--	--	--	--	--
Short-term Receivables from banks, Brokerage Houses and Corporates	--	--	--	--	--	--	--	--
Investments Similar to Collective Investment Funds	--	--	--	--	--	--	--	--
Other Receivables	66,893	--	--	--	--	270,901	--	--
Total Risk Weighted Assets	1,946,168	--	136,056	2,097,438	1,314,092	5,046,134	66,265	59,546

FİBANKA A.Ş. AND ITS SUBSIDIARY
NOTES TO THE CONSOLIDATED FINANCIAL STATEMENTS FOR THE PERIOD OF
1 JANUARY – 30 SEPTEMBER 2015

(Amounts expressed in thousands of Turkish Lira (TL) unless otherwise stated.)

2. Information on the consolidated capital adequacy ratio of the Parent Bank (cont'd)

Prior Period	0%	10%	20%	50%	75%	100%	150%	200%
Credit Risk Related Amount	--	--	56,086	777,460	949,838	4,412,592	143,858	160,328
Exposure Categories	1,393,463	--	280,430	1,554,920	1,266,451	4,412,592	95,905	80,164
Conditional and Unconditional Receivables from Central Governments or Central Banks	989,897	--	--	18,070	--	--	--	--
Conditional and Unconditional Receivables from Regional or Local Governments	--	--	--	--	--	--	--	--
Conditional and Unconditional Receivables from Administrative Units and Non-Commercial Enterprises	--	--	--	--	--	--	--	--
Conditional and Unconditional Receivables from Multilateral Development Banks	--	--	--	--	--	--	--	--
Conditional and Unconditional Receivables from International Organisations	--	--	--	--	--	--	--	--
Conditional and Unconditional Receivables from Banks and Brokerage Houses	306,657	--	280,430	417,222	--	--	539	--
Conditional and Unconditional Corporate Receivables	--	--	--	--	--	4,008,965	--	--
Conditional and Unconditional Retail Receivables	--	--	--	--	1,266,451	--	--	--
Conditional and Unconditional Receivables Secured by Mortgages	1,850	--	--	1,115,701	--	228,043	--	--
Past Due Receivables	--	--	--	3,374	--	41,536	4,084	-
Receivables Defined in High Risk Category by BRSA	--	--	--	553	--	3,851	91,282	80,164
Securities Collateralised by Mortgages	--	--	--	--	--	--	--	--
Securitisation Positions	--	--	--	--	--	--	--	--
Short-term Receivables from banks, Brokerage Houses and Corporates	--	--	--	--	--	--	--	--
Investments Similar to Collective Investment Funds	--	--	--	--	--	--	--	--
Other Receivables	95,059	--	--	--	--	130,197	--	--
Total Risk Weighted Assets	1,393,463	--	280,430	1,554,920	1,266,451	4,412,592	95,905	80,164

FİBANKA A.Ş. AND ITS SUBSIDIARY
NOTES TO THE CONSOLIDATED FINANCIAL STATEMENTS FOR THE PERIOD OF
1 JANUARY – 30 SEPTEMBER 2015

(Amounts expressed in thousands of Turkish Lira (TL) unless otherwise stated.)

3. Information on the consolidated capital adequacy ratio

Current Period	0%	10%	20%	50%	75%	100%	150%	200%
Credit Risk Related Amount	--	--	27,279	1,048,719	985,569	5,046,411	99,398	119,092
Exposure Categories	1,940,723	--	136,394	2,097,438	1,314,092	5,046,411	66,265	59,546
Conditional and Unconditional Receivables from Central Governments or Central Banks	1,377,856	--	--	362	--	--	--	--
Conditional and Unconditional Receivables from Regional or Local Governments	--	--	--	--	--	--	--	--
Conditional and Unconditional Receivables from Administrative Units and Non-Commercial Enterprises	--	--	--	--	--	--	--	--
Conditional and Unconditional Receivables from Multilateral Development Banks	--	--	--	--	--	--	--	--
Conditional and Unconditional Receivables from International Organisations	--	--	--	--	--	--	--	--
Conditional and Unconditional Receivables from Banks and Brokerage Houses	441,476	--	136,394	520,228	--	9,591	110	--
Conditional and Unconditional Corporate Receivables	46,716	--	--	--	--	4,296,041	--	--
Conditional and Unconditional Retail Receivables	427	--	--	--	1,314,092	--	--	--
Conditional and Unconditional Receivables Secured by Mortgages	12,800	--	--	1,570,352	--	411,077	--	--
Past Due Receivables	--	--	--	5,172	--	56,149	1,075	--
Receivables Defined in High Risk Category by BRSA	--	--	--	1,324	--	2,375	65,080	59,546
Securities Collateralised by Mortgages	--	--	--	--	--	--	--	--
Securitisation Positions	--	--	--	--	--	--	--	--
Short-term Receivables from banks, Brokerage Houses and Corporates	--	--	--	--	--	--	--	--
Investments Similar to Collective Investment Funds	--	--	--	--	--	--	--	--
Other Receivables	61,448	--	--	--	--	271,178	--	--
Total Risk Weighted Assets	1,940,723	--	136,394	2,097,438	1,314,092	5,046,411	66,265	59,546

FİBANKA A.Ş. AND ITS SUBSIDIARY
NOTES TO THE CONSOLIDATED FINANCIAL STATEMENTS FOR THE PERIOD OF
1 JANUARY – 30 SEPTEMBER 2015

(Amounts expressed in thousands of Turkish Lira (TL) unless otherwise stated.)

3. Information on the consolidated capital adequacy ratio (cont'd)

Prior Period	0%	10%	20%	50%	75%	100%	150%	200%
Credit Risk Related Amount	--	--	56,151	777,460	949,838	4,412,792	143,858	160,328
Exposure Categories	1,388,018	--	280,753	1,554,920	1,266,451	4,412,792	95,905	80,164
Conditional and Unconditional Receivables from Central Governments or Central Banks	989,897	--	--	18,070	--	--	--	--
Conditional and Unconditional Receivables from Regional or Local Governments	--	--	--	--	--	--	--	--
Conditional and Unconditional Receivables from Administrative Units and Non-Commercial Enterprises	--	--	--	--	--	--	--	--
Conditional and Unconditional Receivables from Multilateral Development Banks	--	--	--	--	--	--	--	--
Conditional and Unconditional Receivables from International Organisations	--	--	--	--	--	--	--	--
Conditional and Unconditional Receivables from Banks and Brokerage Houses	306,657	--	280,753	417,222	--	--	539	--
Conditional and Unconditional Corporate Receivables	--	--	--	--	--	4,008,965	--	--
Conditional and Unconditional Retail Receivables	--	--	--	--	1,266,451	--	--	--
Conditional and Unconditional Receivables Secured by Mortgages	1,850	--	--	1,115,701	--	228,043	--	--
Past Due Receivables	--	--	--	3,374	--	41,536	4,084	--
Receivables Defined in High Risk Category by BRSA	--	--	--	553	--	3,851	91,282	80,164
Securities Collateralised by Mortgages	--	--	--	--	--	--	--	--
Securitisation Positions	--	--	--	--	--	--	--	--
Short-term Receivables from banks, Brokerage Houses and Corporates	--	--	--	--	--	--	--	--
Investments Similar to Collective Investment Funds	--	--	--	--	--	--	--	--
Other Receivables	89,614	--	--	--	--	130,397	--	--
Total Risk Weighted Assets	1,388,018	--	280,753	1,554,920	1,266,451	4,412,792	95,905	80,164

4. Summary information related to the consolidated capital adequacy ratio

	BANK		CONSOLIDATED	
	Current Period	Prior Period	Current Period	Prior Period
Capital Requirement for Credit Risk (Value at Credit Risk*0.08) (CRCR)	586,090	520,013	586,117	520,034
Capital Requirement for Market Risk (CRM)	20,234	2,144	20,234	2,144
Capital Requirement for Operational Risk (CROR)	39,019	25,668	39,079	25,673
Equity	971,413	906,455	971,258	906,281
Equity/((CRCR+MRCR+ORCR) * 12.5 * 100)	%12.04	%13.24	%12.04	%13.23
Core Capital /((CRCR+MRCR+ORCR)*12.5*100)	% 9.19	% 8.17	% 9.18	% 8.16
Tier 1 Capital /((CRCR+MRCR+ORCR)*12.5*100)	% 9.19	% 8.20	% 9.18	% 8.20

FİBANKA A.Ş. AND ITS SUBSIDIARY
NOTES TO THE CONSOLIDATED FINANCIAL STATEMENTS FOR THE PERIOD OF
1 JANUARY – 30 SEPTEMBER 2015

(Amounts expressed in thousands of Turkish Lira (TL) unless otherwise stated.)

5. Information related to the consolidated components of shareholders' equity

TIER I CAPITAL	Current Period	Prior Period
Paid-in Capital to be Entitled for Compensation after All Creditors	678,860	550,000
Share Premium	--	--
Share Cancellation Profits	--	--
Reserves	46,786	--
Other Comprehensive Income according to TAS	--	--
Profit	67,404	168,918
Current Period Profit	67,404	74,210
Prior Period Profit	--	94,708
General Reserves for Possible Losses	--	--
Bonus Shares from Associates, Subsidiaries and Joint-Ventures not Accounted in Current Period's Profit	--	--
Minority Interest	32	43
Tier I Capital Before Deductions	793,082	718,961
Deductions From Tier I Capital		
Current and Prior Periods' Losses not Covered by Reserves, and Losses Accounted under Equity according to TAS (-)	32,318	132,843
Leasehold Improvements on Operational Leases (-)	14,339	19,573
Goodwill and Other Intangible Assets and Related Deferred Taxes (-)	5,537	5,336
Net Deferred Tax Asset/Liability (-)	--	--
Shares Obtained against Article 56, Paragraph 4 of the Banking Law (-)	--	--
Direct and Indirect Investments of the Bank on its own Tier I Capital (-)	--	--
Total of Net Long Positions of the Investments in Equity Items of Consolidated Banks and Financial Institutions where the Bank Owns 10% or less of the Issued Share Capital Exceeding the 10% Threshold of above Tier I Capital (-)	--	--
Total of Net Long Positions of the Investments in Equity Items of Consolidated Banks and Financial Institutions where the Bank Owns 10% or less of the Issued Share Capital Exceeding the 10% Threshold of above Tier I Capital (-)	--	--
Mortgage Servicing Rights Exceeding the 10% Threshold of Tier I Capital (-)	--	--
Net Deferred Tax Assets arising from Temporary Differences Exceeding the 10% Threshold of Tier I Capital (-)	--	--
Amount Exceeding the 15% Threshold of Tier I Capital as per the Article 2, Clause 2 of the Regulation on Measurement and Assessment of Capital Adequacy Ratios of Banks (-)	--	--
The Portion of Net Long Position of the Investments in Equity Items of Consolidated Banks and Financial Institutions where the Bank Owns 10% or more of the Issued Share Capital not deducted from Tier I Capital (-)	--	--
Mortgage Servicing Rights not deducted (-)	--	--
Excess Amount arising from Deferred Tax Assets from Temporary Differences (-)	--	--
Other items to be Defined by the BRSA (-)	--	--
Deductions from Tier I Capital in cases where there are no adequate Additional Tier I or Tier II Capitals (-)	--	--
Total Deductions from Tier I Capital	52,194	157,252
Total Tier I Capital	740,888	561,209
ADDITIONAL CORE CAPITAL		
Preferred Stock not Included in Tier I Capital and the Related Share Premiums	--	--
Debt Instruments and the Related Issuance Premiums Defined by the BRSA (Issued or Obtained after 1.1.2014)	--	--
Debt Instruments and the Related Issuance Premiums Defined by the BRSA (Issued or Obtained before 1.1.2014)	--	--
Shares in Additional Core Capital by third parties	--	--
Additional Core Capital before Deductions	--	--

FİBABANKA A.Ş. AND ITS SUBSIDIARY
NOTES TO THE CONSOLIDATED FINANCIAL STATEMENTS FOR THE PERIOD OF
1 JANUARY – 30 SEPTEMBER 2015

(Amounts expressed in thousands of Turkish Lira (TL) unless otherwise stated.)

Deductions from Additional Core Capital		
Direct and Indirect Investments of the Bank on its own Additional Core Capital (-)	--	--
Total of Net Long Positions of the Investments in Equity Items of Consolidated Banks and Financial Institutions where the Bank Owns 10% or less of the Issued Share Capital Exceeding the 10% Threshold of above Tier I Capital (-)	--	--
The Total of Net Long Position of the Direct or Indirect Investments in Additional Tier I Capital of Consolidated Banks and Financial Institutions where the Bank Owns more than 10% of the Issued Share Capital (-)	--	--
Other items to be Defined by the BRSA (-)	--	--
Deductions from Additional Core Capital in cases where there are no adequate Tier II Capital (-)	--	--
Total Deductions from Additional Core Capital	--	--
Total Additional Core Capital	--	--

Deductions from Core Capital		
Goodwill and Other Intangible Assets and Related Deferred Taxes not deducted from Tier I Capital as per the Temporary Article 2, Clause 1 of the Regulation on Measurement and Assessment of Capital Adequacy Ratios of Banks (-)	--	--
Net Deferred Tax Asset/Liability not deducted from Tier I Capital as per the Temporary Article 2, Clause 1 of the Regulation on Measurement and Assessment of Capital Adequacy Ratios of Banks (-)	--	2,236
Total Core Capital	740,888	558,973

TIER II CAPITAL

Debt Instruments and the Related Issuance Premiums Defined by the BRSA (Issued or Obtained after 1.1.2014)	--	--
Debt Instruments and the Related Issuance Premiums Defined by the BRSA (Issued or Obtained before 1.1.2014)	155,600	287,101
Pledged Assets of the Shareholders to be used for the Bank's Capital	--	--
General Provisions	75,029	60,513
Tier II Capital before Deductions	230,629	347,614

Deductions from Tier II Capital

Direct and Indirect Investments of the Bank on its own Tier II Capital (-)	--	--
Total of Net Long Positions of the Investments in Equity Items of Consolidated Banks and Financial Institutions where the Bank Owns 10% or less of the Issued Share Capital Exceeding the 10% Threshold of above Tier I Capital (-)	--	--
The Total of Net Long Position of the Direct or Indirect Investments in Additional Core Capital and Tier II Capital of Consolidated Banks and Financial Institutions where the Bank Owns 10% or more of the Issued Share Capital Exceeding the 10% Threshold of Tier I Capital (-)	--	--
Other items to be Defined by the BRSA (-)	--	--
Total Deductions from Tier II Capital	230,629	347,614
Total Tier II Capital	971,517	906,587

CAPITAL

Loans Granted against the Articles 50 and 51 of the Banking Law (-)	--	--
Net Book Values of Movables and Immovable Exceeding the Limit Defined in the Article 57, Clause 1 of the Banking Law and the Assets Acquired against Overdue Receivables and Held for Sale but Retained more than Five Years (-)	--	--
Loans to Banks, Financial Institutions (domestic/foreign) or Qualified Shareholders in the form of Subordinated Debts or Debt Instruments Purchased from Such Parties and Qualified as Subordinated Debts (-)	--	--
Deductions as per the Article 20, Clause 2 of the Regulation on Measurement and Assessment of Capital Adequacy Ratios of Banks (-)	--	--
Other items to be Defined by the BRSA (-)	259	306
The Portion of Total of Net Long Positions of the Investments in Equity Items of Consolidated Banks and Financial Institutions where the Bank Owns 10% or less of the Issued Share Capital Exceeding the 10% Threshold of above Tier I Capital not deducted from Tier I Capital, Additional Core Capital or Tier II Capital as per the Temporary Article 2, Clause 1 of the Regulation (-)	--	--
The Portion of Total of Net Long Positions of the Investments in Equity Items of Consolidated Banks and Financial Institutions where the Bank Owns more than 10% of the Issued Share Capital Exceeding the 10% Threshold of above Tier I Capital not deducted from Additional Core Capital or Tier II Capital as per the Temporary Article 2, Clause 1 of the Regulation (-)	--	--

FİBABANKA A.Ş. AND ITS SUBSIDIARY
NOTES TO THE CONSOLIDATED FINANCIAL STATEMENTS FOR THE PERIOD OF
1 JANUARY – 30 SEPTEMBER 2015

(Amounts expressed in thousands of Turkish Lira (TL) unless otherwise stated.)

The Portion of Net Long Position of the Investments in Equity Items of Consolidated Banks and Financial Institutions where the Bank Owns 10% or more of the Issued Share Capital, of the Net Deferred Tax Assets arising from Temporary Differences and of the Mortgage Servicing Rights not deducted from Tier I Capital as per the Temporary Article 2, Clause 2, Paragraph (1) and (2) and Temporary Article 2, Clause 1 of the Regulation (-)	--	--
---	----	----

EQUITY

Amounts lower than Excesses as per Deduction Rules	971,258	906,281
Remaining Total of Net Long Positions of the Investments in Equity Items of Consolidated Banks and Financial Institutions where the Bank Owns 10% or less of the Issued Share Capital	--	--
Remaining Total of Net Long Positions of the Investments in Tier I Capital of Consolidated Banks and Financial Institutions where the Bank Owns more than 10% or less of the Tier I Capital	--	--
Remaining Mortgage Servicing Rights	--	--
Net Deferred Tax Assets arising from Temporary Differences	--	--
	--	--

Components of items of shareholders' equity subject to temporary applications

Current Period	The Bank	
	Amount Included in Equity Calculation (*)	Total Amount (*)
Debt Instruments and the Related Issuance Premiums Defined by the BRSA (Issued before 1.1.2014)	155,600	155,600

FİBANKKA A.Ş. AND ITS SUBSIDIARY
NOTES TO THE CONSOLIDATED FINANCIAL STATEMENTS FOR THE PERIOD OF
1 JANUARY – 30 SEPTEMBER 2015

(Amounts expressed in thousands of Turkish Lira (TL) unless otherwise stated.)

II. Explanations on consolidated market risk

Whether the bank within the financial risk management objectives hedges itself against market risk, the precautions taken by the Board of Directors for market risk, the methods used for measuring market risk and time intervals for measurement of market risk

In order to provide hedge against the market risk within the context of the risk management objectives, the Bank set its activities related with market risk management in accordance with “Regulations on Banks’ Internal Control and Risk Management Systems” and “Regulation on Measurement and Assessment of Capital Adequacy Ratios of Banks” published in the Official Gazette no. 28337 dated 28 June 2012 and “Regulation on Banks’ Internal Control and Assessment of Internal Capital Adequacy Ratios” published in the Official Gazette no. 29057 dated 11 July 2014.

Being exposed to market risk, Bank’s Board of Directors have defined risk management strategies and policies about risk managements in line with application and recommendation of group and have led to follow-up strategies periodically. The limits of risks are identified and these limits are revised periodically. Board of Directors ensure that risk management group and executive managers should identify, measure, control and manage the Bank’s risk.

Market risk arising from trading transactions is limited through the risk appetite policy approved by Board of Directors as “low” and measured by taking into consideration BRSA’s standart methodology. Additionally Financial Control Department reports the market value of daily purchases and sales and realized profit. The risk management and asset liability committee continuously monitor compliance of trading transactions with the risk appetite policy. Market risk occurred between mismatches of asset-liability maturity is also monitored through gap reports.

Stress tests and scenario analysis are also applied in order to reflect the effects of prospective severe market fluctuations in the VaR calculations. Risk measurement methods such as cash flow projection, gap analysis are also applied.

Capital to be kept for general market risk and specific risk are calculated by using a standard method in accordance with “Measurement and Assessment of Bank Capital Adequacy Regulation” and reported monthly.

In the calculation of the value at credit risk for the derivative financial instruments, the receivables from counterparties are multiplied by the rates stated in the Article 21 and Appendix-2 of “the Regulation on Measurement and Assessment of Capital Adequacy of Banks”, reduced as per the “Regulation on Credit Risk Mitigation Techniques” and then included in the relevant exposure category and weighted for a second time. The risk amount related to the Bank's derivative financial instruments are calculated using the “Fair Value Method”.

FİBABANKA A.Ş. AND ITS SUBSIDIARY
NOTES TO THE CONSOLIDATED FINANCIAL STATEMENTS FOR THE PERIOD OF
1 JANUARY – 30 SEPTEMBER 2015

(Amounts expressed in thousands of Turkish Lira (TL) unless otherwise stated.)

1. Information related to market risk

Current Period	Amount
(I) Capital Requirement to be Employed For General Market Risk - Standard Method	5,851
(II) Capital Requirement to be Employed For Specific Risk - Standard Method	61
Capital Requirement against Specific Risks of Securitisation Positions – Standard Method	--
(III) Capital Requirement to be Employed For Currency Risk - Standard Method	347
(IV) Capital Requirement to be Employed For Commodity Risk – Standard Method	--
(V) Capital Requirement to be Employed For Clearing Risk - Standard Method	--
(VI) Total Capital Requirement to be Employed For Market Risk Resulting From Options - Standard Method	125
(VII) Capital Requirement against Counterparty Credit Risks – Standard Method	13,850
(VIII) Total Capital Requirement to be Employed For Market Risk in Banks Using Risk Measurement	--
(IX) Total Capital Requirement to be Employed For Market Risk (I+II+III+IV+V+VI+VII+VIII)	20,234
(X) Amount Subject to Market Risk (12.5 x VIII) or (12.5 x IX)	252,925
Prior Period	Amount
(I) Capital Requirement to be Employed For General Market Risk - Standard Method	367
(II) Capital Requirement to be Employed For Specific Risk - Standard Method	58
Capital Requirement against Specific Risks of Securitisation Positions – Standard Method	--
(III) Capital Requirement to be Employed For Currency Risk - Standard Method	527
(IV) Capital Requirement to be Employed For Commodity Risk – Standard Method	--
(V) Capital Requirement to be Employed For Clearing Risk - Standard Method	--
(VI) Total Capital Requirement to be Employed For Market Risk Resulting From Options - Standard Method	35
(VII) Capital Requirement against Counterparty Credit Risks – Standard Method	1,157
(VIII) Total Capital Requirement to be Employed For Market Risk in Banks Using Risk Measurement	--
(IX) Total Capital Requirement to be Employed For Market Risk (I+II+III+IV+V+VI+VII+VIII)	2,144
(X) Amount Subject to Market Risk (12.5 x VIII) or (12.5 x IX)	26,800

2. Monthly average values at market risk

Not prepared in compliance with the Article 25 of the communique “Financial Statements and Related Disclosures and Footnotes to be Announced to Public by Banks”.

3. Quantitative information on counterparty risk

Not prepared in compliance with the Article 25 of the communique “Financial Statements and Related Disclosures and Footnotes to be Announced to Public by Banks”.

FİBANKA A.Ş. AND ITS SUBSIDIARY
NOTES TO THE CONSOLIDATED FINANCIAL STATEMENTS FOR THE PERIOD OF
1 JANUARY – 30 SEPTEMBER 2015

(Amounts expressed in thousands of Turkish Lira (TL) unless otherwise stated.)

III. Explanations on consolidated currency risk

Position limit on currency risk is determined in line with net general position standard ratio on foreign currency. The Bank does not take foreign exchange and parity risk; transactions are usually hedged. Measurable and manageable risks are taken within legal limits.

As of 30 September 2015, the Group's net foreign currency short position is TL 2,430 (31 December 2014: TL 549 short position) resulting from short position on the off balance sheet amounting to TL 141,466 (31 December 2014: TL 91,498 short position) and long position on the balance amounting to TL 139,036 (31 December 2014: TL 92,047 short position). "Standard Method" is used in legal reporting to measure the foreign exchange risk.

The announced current foreign exchange buying rates of the Bank at 30 September 2015 and the previous five working days in full TL are as follows:

US Dollar purchase rate as at the balance sheet date	(Full Basis)	TL 3.0009
Euro purchase rate as at the balance sheet date	(Full Basis)	TL 3.3669

Date	USD (Full Basis)	EUR (Full Basis)
22 September 2015	2.9978	3.3847
23 September 2015	3,0069	3.3602
28 September 2015	3.0069	3.3602
29 September 2015	3.0464	3.4057
30 September 2015	3.0009	3.3669

Simple arithmetic means of foreign exchange rates in September 2015 are (Full Basis) TL 3.0006 for US dollar, and (Full Basis) TL 3.3722 for Euro.

FİBABANKA A.Ş. AND ITS SUBSIDIARY
NOTES TO THE CONSOLIDATED FINANCIAL STATEMENTS FOR THE PERIOD OF
1 JANUARY – 30 SEPTEMBER 2015

(Amounts expressed in thousands of Turkish Lira (TL) unless otherwise stated.)

III. Explanations on consolidated currency risk (cont'd)

Current Period	EUR	USD	Other	Total
Assets				
Cash and Balances with the Central Bank of Turkey	9,544	1,039,513	184,148	1,233,205
Banks	15,401	52,611	3,196	71,208
Financial Assets at Fair Value through Profit/Loss (*)	1,596	3,071	--	4,667
Interbank Money Market Placements	--	--	--	--
Financial Assets Available for Sale	60,311	459,406	--	519,717
Loans (**)	902,215	1,473,612	75,335	2,451,162
Subsidiaries, Associates and Entities Under Common Control (Joint Vent.)	--	--	--	--
Investments Held to Maturity	--	--	--	--
Derivative Financial Assets Held for Hedging Purposes	--	--	--	--
Tangible Assets	--	--	--	--
Intangible Assets	--	--	--	--
Other Assets (***)	554	596	1	1,151
Total Assets	989,621	3,028,809	262,680	4,281,110
Liabilities				
Banks Deposits	116,309	54,906	24,197	195,412
Foreign Currency Deposits	462,994	1,680,404	44,306	2,187,704
Interbank Money Market Received	51,450	390,026	--	441,476
Funds Borrowed from Other Financial Institutions	678,573	586,092	--	1,264,665
Sundry Creditors	9,660	26,437	1,725	37,822
Marketable Securities Issued	--	--	--	--
Derivative Financial Liabilities Held for Hedging Purposes	--	--	--	--
Other Liabilities(****)	1,902	13,092	1	14,995
Total Liabilities	1,320,888	2,750,957	70,229	4,142,074
Net Balance Sheet Position	(331,267)	277,852	192,451	139,036
Net Off-Balance Sheet Position	327,173	(277,013)	(191,626)	(141,466)
Financial Derivative Assets(*****)	1,495,466	1,090,387	146,197	2,732,050
Financial Derivative Liabilities(*****)	1,168,293	1,367,400	337,823	2,873,517
Non-Cash Loans (*****)	174,415	617,298	583	792,296
Prior Period				
Total Assets	1,053,988	2,623,701	152,356	3,830,045
Total Liabilities	1,201,158	2,657,805	63,129	3,922,092
Net Balance Sheet Position	(147,170)	(34,104)	89,227	(92,047)
Net Off-Balance Sheet Position	143,138	37,105	(88,745)	91,498
Financial Derivative Assets(*****)	369,306	739,318	144,591	1,253,215
Financial Derivative Liabilities(*****)	226,168	702,213	233,336	1,161,716
Non-Cash Loans (*****)	163,667	553,872	--	717,539

(*) The balance does not include trading derivative financial assets amounting to TL 3,204.

(**)The balance includes foreign currency indexed loans and accruals amounting to TL 293,683.

(***)The balance does not include TL 7,705 of prepaid expenses.

(****)The balance does not include trading derivative financial liabilities amounting to TL 3,205.

(*****) In the current period, exchange purchase commitments within the financial derivative assets amounted to TL 111,800 (31 December 2014: TL 160,029), exchange sale commitments within the derivative financial liabilities amounted to TL 125,354 (31 December 2014: TL 163,212).

(*****) There is no effect on the net off-balance sheet position.

FİBABANKA A.Ş. AND ITS SUBSIDIARY
NOTES TO THE CONSOLIDATED FINANCIAL STATEMENTS FOR THE PERIOD OF
1 JANUARY – 30 SEPTEMBER 2015

(Amounts expressed in thousands of Turkish Lira (TL) unless otherwise stated.)

IV. Explanations on consolidated interest rate risk

Interest sensitivity of assets, liabilities and off-balance sheet items are evaluated weekly by considering market developments in the Asset-Liability Committee.

Standard method and asset-liability risk measurement methods are used to measure the Bank's interest rate risk.

Measurements by employing the standard method are carried out monthly by using maturity ladder. Bank applies interest rate shock analysis to interest rate sensitive assets and liabilities considering historic economic crises. Change in the net present value of the net assets of the Bank are monitored within the limits set by the Board of Directors.

“Interest rate sensitivity of assets, liabilities and off-balance sheet items (Based on repricing dates)”:

Current Period End	Up to 1 Month	1-3 Months	3-12 Months	1-5 Years	Over 5 Years	Non-interest Bearing	Total
Assets							
Cash (Cash in TL, Cash in Foreign Currency, Cash in Transit, Cheques Purchased) and Balances with the Central Bank of Turkey	1,247,743	--	--	--	--	61,448	1,309,191
Banks	--	--	--	--	--	71,739	71,739
Financial Assets at Fair Value Through Profit or Loss	12,998	14,201	38,561	76,957	36,568	--	179,285
Interbank Money Market Placements	--	--	--	--	--	--	--
Financial Assets Available-for-Sale	--	12,018	9,637	517,548	68,053	--	607,256
Loans	870,131	2,531,312	1,096,790	2,096,221	414,052	65,920	7,074,426
Investment Securities Held-to-Maturity	--	--	--	--	--	--	--
Other Assets (*)	--	--	--	--	--	229,766	229,766
Total Assets	2,130,872	2,557,531	1,144,988	2,690,726	518,673	428,873	9,471,663
Liabilities							
Bank Deposits	252,030	8,646	--	--	--	14,849	275,525
Other Deposits	3,410,777	1,449,545	293,475	15,566	--	399,872	5,569,235
Interbank Money Market Received	579,292	--	--	--	--	--	579,292
Sundry Creditors	--	--	--	--	--	112,243	112,243
Marketable Securities Issued	108,354	281,541	161,844	--	--	--	551,739
Funds Borrowed from Other Financial Institutions	113,052	786,609	377,242	4,503	--	--	1,281,406
Other Liabilities (**)	6,003	3,539	21,911	53,968	45,027	971,775	1,102,223
Total Liabilities	4,469,508	2,529,880	854,472	74,037	45,027	1,498,739	9,471,663
Off-Balance Sheet Items							
Balance Sheet Long Position	--	27,651	290,516	2,616,689	473,646	--	3,408,502
Balance Sheet Short Position	(2,338,636)	--	--	--	--	(1,069,866)	(3,408,502)
Off-Balance Sheet Long Position	578	1,267	4,882	8,938	--	4,426,779	4,442,444
Off-Balance Sheet Short Position	(579)	(1,267)	(4,882)	(8,937)	--	(4,480,994)	(4,496,659)
Total Position	(2,338,637)	27,651	290,516	2,616,690	473,646	(1,124,081)	(54,215)

(*) Non-interest bearing column includes TL 193,841 tangible assets, TL 5,537 intangible assets, TL 203 tax asset, TL 4,308 non-current assets held for sale, and TL 25,877 other assets.

(**) Non-interest bearing column includes TL 760,785 shareholders' equity, TL 95,579 other liabilities, TL 201 lease liabilities, TL 94,323 provisions and TL 20,887 tax liabilities.

FİBANKKA A.Ş. AND ITS SUBSIDIARY
NOTES TO THE CONSOLIDATED FINANCIAL STATEMENTS FOR THE PERIOD OF
1 JANUARY – 30 SEPTEMBER 2015

(Amounts expressed in thousands of Turkish Lira (TL) unless otherwise stated.)

IV. Explanations on consolidated interest rate risk (cont'd)

Interest rate sensitivity of assets, liabilities and off-balance sheet items (Based on repricing dates):

Prior Period End	Up to 1 Month	1-3 Months	3-12 Months	1-5 Years	Over 5 Years	Non- interest Bearing	Total
Assets							
Cash (Cash in TL, Cash in Foreign Currency, Cash in Transit, Cheques Purchased) and Balances with the Central Bank of Turkey	56,509	--	--	--	--	966,600	1,023,109
Banks	255,532	--	--	--	--	7,347	262,879
Financial Assets at Fair Value Through Profit or Loss	18,572	2,917	5,799	3,252	2,100	--	32,640
Interbank Money Market Placements	23,189	--	--	--	--	--	23,189
Financial Assets Available -for-Sale	5,154	--	19,737	257,336	99,682	--	381,909
Loans	523,493	2,393,728	1,086,028	1,801,868	311,849	72,668	6,189,634
Investment Securities Held-to-Maturity	--	--	--	--	--	--	--
Other Assets (*)	--	--	--	--	--	123,360	123,360
Total Assets	882,449	2,396,645	1,111,564	2,062,456	413,631	1,169,975	8,036,720
Liabilities							
Bank Deposits	156,003	--	--	--	--	2,845	158,848
Other Deposits	2,781,561	1,641,634	345,893	9,198	--	304,231	5,082,517
Interbank Money Market Received	325,977	--	--	--	--	--	325,977
Sundry Creditors	--	--	--	--	--	61,250	61,250
Marketable Securities Issued	46,305	163,385	263,245	--	--	--	472,935
Funds Borrowed from Other Financial Institutions	56,687	538,917	425,642	--	--	--	1,021,246
Other Liabilities (**)	2,135	2,372	5,486	1,719	116,677	785,558	913,947
Total Liabilities	3,368,668	2,346,308	1,040,266	10,917	116,677	1,153,884	8,036,720
Balance Sheet Long Position	--	50,337	71,298	2,051,539	296,954	16,091	2,486,219
Balance Sheet Short Position	(2,486,219)	--	--	--	--	--	(2,486,219)
Off-Balance Sheet Long Position	--	--	--	--	--	1,598,016	1,598,016
Off-Balance Sheet Short Position	--	--	--	--	--	(1,613,738)	(1,613,738)
Total Position	(2,486,219)	50,337	71,298	2,051,539	296,954	369	(15,722)

(*) Non-interest bearing column includes TL 31,494 tangible assets, TL 5,336 intangible assets, TL 2,338 tax assets, TL 919 non-current assets held for sale and TL 83,273 other assets.

(**) Non-interest bearing column includes TL 586,128 shareholders' equity, TL 101,408 other liabilities, TL 211 lease liabilities, TL 77,412 provisions and TL 20,399 tax liabilities.

FİBABANKA A.Ş. AND ITS SUBSIDIARY
NOTES TO THE CONSOLIDATED FINANCIAL STATEMENTS FOR THE PERIOD OF
1 JANUARY – 30 SEPTEMBER 2015

(Amounts expressed in thousands of Turkish Lira (TL) unless otherwise stated.)

IV. Explanations on consolidated interest rate risk (cont'd)

Average interest rates applied to financial instruments

Current Period End	EUR	USD	JPY	TL
	%	%	%	%
Assets				
Cash (Cash in TL, Cash in Foreign Currency, Cash in Transit, Cheques Purchased) and Balances with the Central Bank of Turkey	0.24	0.24	--	2.96
Banks	--	--	--	--
Financial Assets at Fair Value Through Profit/ Loss	3.73	5.19	--	13.97
Interbank Money Market Placements	--	--	--	--
Financial Assets Available-for-Sale	3.35	4.28	--	9.08
Loans	6.26	6.03	--	15.64
Investment Securities Held-to-Maturity	--	--	--	--
Liabilities				
Bank Deposits	0.41	0.49	--	10.82
Other Deposits	1.59	2.26	--	12.35
Interbank Money Market Received	0.53	0.68	--	9.41
Sundry Creditors	--	--	--	--
Marketable Securities Issued	--	--	--	10.87
Funds Borrowed from Other Financial Institutions	2.01	1.70	--	6.59
Prior Period End				
	EUR	USD	JPY	TL
	%	%	%	%
Assets				
Cash (Cash in TL, Cash in Foreign Currency, Cash in Transit, Cheques Purchased) and Balances with the Central Bank of Turkey	--	--	--	1.48
Banks	--	0.56	--	11.11
Financial Assets at Fair Value Through Profit/Loss	4.28	5.07	--	14.53
Interbank Money Market Placements	--	0.45	--	--
Financial Assets Available-for-Sale	3.39	4.17	--	5.59
Loans	6.51	5.80	--	14.17
Investment Securities Held-to-Maturity	--	--	--	--
Liabilities				
Bank Deposits	0.60	0.63	--	7.50
Other Deposits	2.41	2.67	--	10.46
Interbank Money Market Received	0.53	0.69	--	8.25
Sundry Creditors	--	--	--	--
Marketable Securities Issued	--	--	--	9.86
Funds Borrowed from Other Financial Institutions	2.02	1.65	--	7.23

FİBABANKA A.Ş. AND ITS SUBSIDIARY
NOTES TO THE CONSOLIDATED FINANCIAL STATEMENTS FOR THE PERIOD OF
1 JANUARY – 30 SEPTEMBER 2015

(Amounts expressed in thousands of Turkish Lira (TL) unless otherwise stated.)

IV. Explanations on consolidated interest rate risk (cont'd)

Interest rate risk on banking book

As per the “Regulation on Measurement and Evaluation of Interest Rate Risk Resulted from Banking Book as per Standard Shock Method” published by the BRSA in 23 August 2011, the Bank analyses and reports to the Bank’s senior management the interest rate sensitivity of equity on a monthly basis by applying positive and negative shocks to the interest sensitive on balance sheet and off-balance sheet positions which are distributed into groups based on their cashflows.

	Shock Applied (+ / - x bps)	Gains/ Losses	Gains / Equity - Losses / Equity
TRY	500	-98,730	%-10,16
TRY	-400	91,149	%9,38
USD Dollar	200	-43,986	%-4,53
USD Dollar	-200	26,211	%2,70
EURO	200	-30,088	%-3,10
EURO	-200	538	%0,06
Total (For Positive Shocks)		-172,804	%-17,79
Total (For Negative Shocks)		117,898	%12,14

V. Explanations on consolidated liquidity risk

The Bank diversifies its funding resources with deposits and bank borrowings to avoid the liquidity risk. Maturity compliance between assets and liabilities are monitored and liquid assets are kept to meet probable liquidity needs that might result from market fluctuations.

According to BRSA’s “Legislation on Measurement and Assessment of Liquidity Adequacy of the Banks”; published in the Official Gazette numbered 28948, dated 21 March 2014; liquidity ratio is required to be minimum 40 % for foreign currency assets/liabilities and 60 % for total assets/liabilities in the calculation of the bank’s weekly and monthly reporting effective from 5 January 2015. As of 30 September 2015, liquidity ratios for the year 2015 are shown below:

	Liquidity Adequacy (Consolidated)	
	FC	FC + TL
Average (%)	104.63	74.91
Max. (%)	117.92	88.97
Min. (%)	94.70	62.33

FİBABANKA A.Ş. AND ITS SUBSIDIARY
NOTES TO THE CONSOLIDATED FINANCIAL STATEMENTS FOR THE PERIOD OF
1 JANUARY – 30 SEPTEMBER 2015

(Amounts expressed in thousands of Turkish Lira (TL) unless otherwise stated.)

V. Explanations on consolidated liquidity risk (cont'd)

1. Presentation of assets and liabilities according to their remaining maturities:

Current Period End	Demand	Up to 1 Month	1-3 Months	3-12 Months	1-5 Year	5 Years and Over	Unallocated	Total
Assets								
Cash (Cash in TL, Cash in Foreign Currency, Cash in Transit, Cheques Purchased) and Balances with the Central Bank of Turkey	227,852	1,081,339	--	--	--	--	--	1,309,191
Banks	71,739	--	--	--	--	--	--	71,739
Financial Assets at Fair Value Through Profit or Loss	--	12,578	14,199	24,452	77,375	50,681	--	179,285
Interbank Money Market Placements	--	--	--	--	--	--	--	--
Financial Assets Available-for-Sale	--	--	12,018	9,637	517,548	68,053	--	607,256
Loans	--	831,086	909,886	3,023,347	1,989,574	254,613	65,920	7,074,426
Investment Securities Held-to-Maturity	--	--	--	--	--	--	--	--
Other Assets (*)	--	--	--	--	--	--	229,766	229,766
Total Assets	299,591	1,925,003	936,103	3,057,436	2,584,497	373,347	295,686	9,471,663
Liabilities								
Bank Deposits	14,849	252,030	8,646	--	--	--	--	275,525
Other Deposits	399,872	3,410,777	1,449,545	293,475	15,566	--	--	5,569,235
Funds Borrowed from Other Financial Institutions	--	99,955	478,999	206,362	278,707	217,383	--	1,281,406
Interbank Money Market Received	--	579,292	--	--	--	--	--	579,292
Marketable Securities Issued	--	108,354	281,541	161,844	--	--	--	551,739
Sundry Creditors	--	112,243	--	--	--	--	--	112,243
Other Liabilities (**)	--	106,584	5,765	25,924	56,421	45,156	862,373	1,102,223
Total Liabilities	414,721	4,669,235	2,224,496	687,605	350,694	262,539	862,373	9,471,663
Liquidity Surplus/Gap	(115,130)	(2,744,232)	(1,288,393)	2,369,831	2,233,803	110,808	(566,687)	--
Prior Period								
Total Assets	208,161	1,727,479	737,894	2,874,241	1,935,710	357,207	196,028	8,036,720
Total Liabilities	307,076	3,557,109	1,898,775	1,116,409	204,393	288,665	664,293	8,036,720
Liquidity Surplus/Gap	(98,915)	(1,829,630)	(1,160,881)	1,757,832	1,731,317	68,542	(468,265)	--

(*) Certain assets on the balance sheet that are necessary for the banking operations but not convertible into cash in the short term such as tangible assets, stationary supplies and prepaid expenses are included in this column.

(**) Shareholders' equity and provisions are classified in other liabilities in unallocated column.

FİBABANKA A.Ş. AND ITS SUBSIDIARY
NOTES TO THE CONSOLIDATED FINANCIAL STATEMENTS FOR THE PERIOD OF
1 JANUARY – 30 SEPTEMBER 2015

(Amounts expressed in thousands of Turkish Lira (TL) unless otherwise stated.)

V. Explanations on consolidated liquidity risk (cont'd)

2. Explanations on consolidated securitisation positions

The Bank does not have any securitization positions as of balance sheet date.

3. Information on consolidated credit risk mitigation techniques

The Bank does not apply any netting on balance sheet and off-balance sheet. Guarantees and financial collaterals consisting of cash blokages are used as credit mitigation techniques.

Applications related to the valuation and management of collaterals are defined as follows: Appraisals for the mortgages that are received as collaterals are only performed by the firms that have been approved by the BRSA and licensed by the CMB. Appraisal reports for the real estate that are received as collaterals for commercial loans are renewed each year as long as the risk continues. As a rule, each year a different appraisal firm is preferred. Management of the appraisal process is carried out by the Project Finance and Valuation Department.

The Bank's guarantees are mainly composed of cheques, notes, mortgages, guarantees, vehicle pledges and deposit pledges. The Bank's credit risk concentration is mainly consists of corporate receivables and followed by receivables that are collateralized with mortgage, SME receivables and retail receivables, respectively.

Exposure Categories *	Amount	Financial Collaterals	Other/Physical Collaterals**	Guarantees and Credit Derivatives
Receivables from Central Governments	1,378,218	57,141	--	--
Receivables, Coins, Purchased Cheques from Regional or Local Governments and CBT Banks	--	--	--	--
Receivables from Administrative Units and Non-Commercial Enterprises	--	--	--	--
Receivables from Multilateral Development Banks	--	--	--	--
Receivables from International Organisations	--	--	--	--
Receivables from Banks and Brokerage Houses	1,107,799	441,476	--	--
Corporate Receivables	4,342,757	46,716	--	--
Retail Receivables	1,314,519	427	--	--
Receivables that are Collateralized by Residential	1,994,229	12,800	2,993,820	--
Past due Receivables	62,396	--	53,200	--
Receivables Defined in High Risk Category by BRSA	128,325	--	32,399	--
Securities Collateralised by Mortgages	--	--	--	--
Short-term Receivables from Banks, Brokerage Houses and Corporates	--	--	--	--
Investments Similar to Collective Investment Funds	--	--	--	--
Other Receivables	332,626	--	--	--
Total	10,660,869	558,560	3,079,419	--

(*) Non-cash risks presented above are subject to credit conversion.

(**)Other / Physical Collaterals are shown with full amounts which are possible to be used, in line with the Regulation on Measurement and Assessment of Capital Adequacy of Banks and Credit Risk Mitigation Techniques.

FİBABANKA A.Ş. AND ITS SUBSIDIARY
NOTES TO THE CONSOLIDATED FINANCIAL STATEMENTS FOR THE PERIOD OF
1 JANUARY – 30 SEPTEMBER 2015

(Amounts expressed in thousands of Turkish Lira (TL) unless otherwise stated.)

V. Explanations on consolidated liquidity risk (cont'd)

4. Information on risk management objectives and policies

The Bank does not apply any netting on balance sheet and off-balance sheet. Guarantees and financial collaterals consisting of cash blokages are used as credit mitigation techniques in accordance with Basic Financial Collateral Method.

Risk Management System refers to the Board of Directors, the Audit Committee, the Risk Management Committee, the Asset-Liability Committee and the Risk Management Department which have been composed in order to manage systemic risks that the Bank is exposed to. The Board of Directors is the owner of the Bank's Risk Management System and ensures the establishment of an effective, sufficient and appropriate risk management system as well as the continuity of the system. The main objective of the Bank's Risk Management System is to identify, measure, monitor and control the risks that the Bank is exposed to, by determining the policies, limits and procedures to control, to monitor, and if necessary to change the risk-return structure of the Bank's future cash flows and the level & the quality of related activities.

As part of the Risk Management System, the Asset and Liability Committee presentation is prepared on a weekly basis and the Risk Committee and the Board of Directors presentations are made on a monthly basis. The presentations mainly consists of the Bank's financial statements, profit and loss Analysis, Credit Risk, Market Risk, Liquidity Risk, Concentration Risk, Interest Rate Risk due to Banking Book, and Operational Risk as well as the risk that the Bank is currently exposed to or possible risks.

The Board of Directors of the Bank delegated the authorization related to the hedge accounting to the Asset and Liability Committee with the condition of providing regular information. At the same time the Bank has organised credit policies and risk mitigation policies due to credit risk. All processes of the Bank are controlled by the Bank's Internal Audit Department's control matrices regularly and are subject to supervision by the Internal Inspection Department at the same time.

FİBABANKA A.Ş. AND ITS SUBSIDIARY
NOTES TO THE CONSOLIDATED FINANCIAL STATEMENTS FOR THE PERIOD OF
1 JANUARY – 30 SEPTEMBER 2015

(Amounts expressed in thousands of Turkish Lira (TL) unless otherwise stated.)

VI. Explanations on segment reporting

The Bank operates in customer banking services, individual customer current accounts, deposit accounts, long term investment products, clearing and custody services, credit and atm services, retail loans, long term mortgage loans, and all other kinds of customer banking services and commercial services. Fiba Portföy, the Bank's consolidated subsidiary, operates in portfolio management field.

Current Period 1 January – 30 September 2015	Retail Banking	Commerical & Corporate Banking	Treasury & Headquarters	Total Operations of the Bank
Operating Income	131,981	174,339	24,429	330,749
Operating Profit	(12,482)	111,869	(12,143)	87,244
Taxation				(19,840)
Net Profit/(Loss) for the Period				67,404
Current Period- 30 September 2015				
Segment Assets	2,505,177	4,503,329	2,463,157	9,471,663
Unallocated Assets				
Total Assets				9,471,663
Segment Liabilities	4,228,475	1,345,530	3,136,873	8,710,878
Unallocated Liabilities				
Shareholders' Equity				760,785
Total Liabilities				9,471,663

Prior Period 1 January – 30 September 2014	Retail Banking	Commerical & Corporate Banking	Treasury & Headquarters	Total Operations of the Bank
Operating Income	120,803	138,183	4,959	263,945
Operating Profit	12,084	77,651	(17,623)	72,112
Taxation				(16,396)
Net Profit/(Loss) for the Period				55,716
Prior Period- 31 December 2014				
Segment Assets	2,018,668	4,098,298	1,919,754	8,036,720
Unallocated Assets				--
Total Assets				8,036,720
Segment Liabilities	3,763,662	1,323,725	2,363,203	7,450,592
Unallocated Liabilities				--
Shareholders' Equity				586,128
Total Liabilities				8,036,720

FİBABANKA A.Ş. AND ITS SUBSIDIARY
NOTES TO THE CONSOLIDATED FINANCIAL STATEMENTS FOR THE PERIOD OF
1 JANUARY – 30 SEPTEMBER 2015

(Amounts expressed in thousands of Turkish Lira (TL) unless otherwise stated.)

SECTION FIVE

EXPLANATIONS AND NOTES ON THE CONSOLIDATED FINANCIAL STATEMENTS

I. Explanations and disclosures related to the consolidated assets

1. Information on cash and balances with the Central Bank of Turkey

	Current Period		Prior Period	
	TL	FC	TL	FC
Cash in TL /Foreign Currency	22,211	39,237	19,354	28,867
Balances with the Central Bank of Turkey	53,775	1,193,968	56,509	918,379
Other	--	--	--	--
Total	75,986	1,233,205	75,863	947,246

1.1 Information related to the account of the Central Bank of Turkey

	Current Period		Prior Period	
	TL	FC	TL	FC
Unrestricted Demand Deposits	53,775	112,630	56,509	95,761
Unrestricted Time Deposits	--	--	--	--
Restricted Time Deposits	--	1,081,338	--	822,618
Total	53,775	1,193,968	56,509	918,379

According to the communiqué No: 2005/1 on “Reserve Deposits”, the banks operating in Turkey are required to keep reserve deposit at the rates varying from 5% - 11.50% for TL liabilities depending on maturities of liabilities, and at the rate 6% - 20% and denominated mainly in EUR and USD for FC liabilities. According to Central Bank of Turkey's press announcement No. 2014-72 dated October 21, 2014, the Reserve Deposits as from November of 2014 will be paid interest on the portion held in Turkish Lira and press announcement No. 2015-35 dated May 2, 2015 the Reserve Deposits as from May of 2015 will be paid interest on the portion held in USD.

2. Information on financial assets at fair value through profit or loss:

2.1 Information on financial assets at fair value through profit and loss given as collateral or blocked

	Current Period		Prior Period	
	TL	FC	TL	FC
Share Certificates	--	--	--	--
Bonds, Treasury Bills and Similar Marketable Securities	8,590	--	7,258	--
Other	--	--	--	--
Total	8,590	--	7,258	--

Trading securities given as collateral represent those collaterals given to the Central Bank of Turkey, and Istanbul Stock Exchange Clearing and Custody Bank (Takasbank) for liquidity, interbank money market, foreign exchange market and other transactions, as of balance sheets dates.

FİBANKKA A.Ş. AND ITS SUBSIDIARY
NOTES TO THE CONSOLIDATED FINANCIAL STATEMENTS FOR THE PERIOD OF
1 JANUARY – 30 SEPTEMBER 2015

(Amounts expressed in thousands of Turkish Lira (TL) unless otherwise stated.)

2.2 *Financial assets at fair value through profit and loss subject to repurchase agreements*

	Current Period		Prior Period	
	TL	FC	TL	FC
Share Certificates	--	--	--	--
Bonds, Treasury Bills and Similar Marketable Securities	5,333	--	4,244	--
Total	5,333	--	4,244	--

2.3 *Positive differences relating to derivative financial assets held-for-trading*

	Current Period		Prior Period	
	TL	FC	TL	FC
Forward Transactions	16,648	--	780	--
Swap Transactions	76,743	1	5,475	1
Futures Transactions	--	--	--	--
Options	61,804	3,203	4,425	2,110
Other	--	--	--	--
Total	155,195	3,204	10,680	2,111

3. Information on Banks

3.1 *Information on banks*

	Current Period		Prior Period	
	TL	FC	TL	FC
Banks				
Domestic	444	20	225,436	30,146
Foreign	87	71,188	52	7,245
Foreign head-offices and branches	--	--	--	--
Total	531	71,208	225,488	37,391

3.2 *Due from foreign banks*

Not prepared in compliance with the Article 25 of the communique “Financial Statements and Related Disclosures and Footnotes to be Announced to Public by Banks”.

4. Information on financial assets available-for-sale

4.1 *Financial assets subject to repurchase agreements and provided as collateral/blocked*

	Current Period		Prior Period	
	TL	FC	TL	FC
Share Certificates	--	--	--	--
Bonds, Treasury Bills and Similar Marketable Securities	72,185	511,225	16,523	357,017
Other	--	--	--	--
Total	72,185	511,225	16,523	357,017

FİBANKA A.Ş. AND ITS SUBSIDIARY
NOTES TO THE CONSOLIDATED FINANCIAL STATEMENTS FOR THE PERIOD OF
1 JANUARY – 30 SEPTEMBER 2015

(Amounts expressed in thousands of Turkish Lira (TL) unless otherwise stated.)

4.2 *Details of financial assets available-for-sale*

	Current Period	Prior Period
Debt instruments	607,256	381,909
Quoted on Stock Exchange	607,256	381,909
Unquoted on Stock Exchange	--	--
Share certificates	--	--
Quoted on Stock Exchange	--	--
Unquoted on Stock Exchange	--	--
Impairment provision (-)	--	--
Total	607,256	381,909

5. Information on loans

5.1 *Information on all types of loans and advances given to shareholders and employees of the Bank*

	Current Period		Prior Period	
	Cash	Non-Cash	Cash	Non-Cash
Direct Loans to Shareholders	--	--	--	--
Corporate Shareholders	--	--	--	--
Individual Shareholders	--	--	--	--
Indirect Loans to Shareholders	--	--	--	--
Loans to Employees	2,693	--	2,143	--
Total	2,693	--	2,143	--

5.2 *Information on the first and second group loans and other receivables including restructured or rescheduled loans*

	Standard Loans and Other Receivables			Loans and Other Receivables under Close Monitoring		
	<i>Loans and Other Receivables (Total)</i>	<i>Loan and Receivables with Revised Contract Terms</i>		<i>Loans and Other Receivables (Total)</i>	<i>Loan and Receivables with Revised Contract Terms</i>	
		<i>Extension of Repayment Plan</i>	<i>Other</i>		<i>Extension of Repayment Plan</i>	<i>Other</i>
Cash Loans						
Loans	6,613,333	2,068	--	226,143	160,068	6,894
Working Capital Loans	--	--	--	--	--	--
Export Loans	292,849	--	--	18,409	--	--
Import Loans	--	--	--	--	--	--
Loans to Financial Sector	195,281	--	--	3	--	--
Consumer Loans	392,840	50	--	38,055	8,037	4,395
Credit Cards	36,681	--	--	3,228	--	--
Others	5,695,682	2,018	--	166,448	152,031	2,499
Specialization Loans	--	--	--	--	--	--
Other Receivables	--	--	--	--	--	--
Total	6,613,333	2,068	--	226,143	160,068	6,894

FİBANKA A.Ş. AND ITS SUBSIDIARY
NOTES TO THE CONSOLIDATED FINANCIAL STATEMENTS FOR THE PERIOD OF
1 JANUARY – 30 SEPTEMBER 2015

(Amounts expressed in thousands of Turkish Lira (TL) unless otherwise stated.)

5.2 Information on the first and second group loans and other receivables including restructured or rescheduled loans (cont'd)

	Standard Loans and Other Receivables	Loans and Other Receivables under Close Monitoring
Number of Extensions	2,068	160,068
1 or 2 times	2,068	157,112
3, 4 or 5 times	--	2,956
Over 5 times	--	--

	Standard Loans and Other Receivables	Loans and Other Receivables under Close Monitoring
Extension Periods	2,068	160,068
0-6 months	352	6,198
6 -12 months	57	25,183
1 – 2 years	1,411	31,190
2 – 5 years	248	77,982
5 years and over	--	19,345

The overdue analysis of close monitoring loans

<i>Current Period</i>	Corporate/ Commercial		Total
	Loans	Consumer Loans	
1-30 days	31,662	7,937	39,599
31-60 days	50,285	18,607	68,892
61-90 days	47,625	14,688	62,313
Total	129,572	41,232	170,804

<i>Prior Period</i>	Corporate/ Commercial		Total
	Loans	Consumer Loans	
1-30 days	32,285	6,761	39,046
31-60 days	42,511	24,188	66,699
61-90 days	43,037	12,626	55,663
Total	117,833	43,575	161,408

Maturity analysis of cash loans

Not prepared in compliance with the Article 25 of the communique “Financial Statements and Related Disclosures and Footnotes to be Announced to Public by Banks”.

FİBANKKA A.Ş. AND ITS SUBSIDIARY
NOTES TO THE CONSOLIDATED FINANCIAL STATEMENTS FOR THE PERIOD OF
1 JANUARY – 30 SEPTEMBER 2015

(Amounts expressed in thousands of Turkish Lira (TL) unless otherwise stated.)

5.3 Information on consumer loans, individual credit cards and credit cards given to personnel:

	Short-Term	Medium or Long Term	Total
Consumer Loans-TL	12,198	327,532	339,730
Real Estate Loans	935	179,711	180,646
Vehicle Loans	64	7,089	7,153
General Purpose Loans	11,199	140,732	151,931
Other	--	--	--
Consumer Loans-Indexed to FC	--	94,205	94,205
Real Estate Loans	--	90,849	90,849
Vehicle Loans	--	--	--
General Purpose Loans	--	3,356	3,356
Other	--	--	--
Consumer Loans-FC	--	1,841	1,841
Real Estate Loans	--	1,841	1,841
Vehicle Loans	--	--	--
General Purpose Loans	--	--	--
Other	--	--	--
Individual Credit Cards-TL	3,373	--	3,373
With Instalment	297	--	297
Without Instalment	3,076	--	3,076
Individual Credit Cards-FC	60	--	60
With Instalment	--	--	--
Without Instalment	60	--	60
Loans Given to Employees-TL	140	1,543	1,683
Real Estate Loans	--	68	68
Vehicle Loans	--	--	--
General Purpose Loans	140	1,475	1,615
Other	--	--	--
Loans Given to Employees - Indexed to FC	--	--	--
Real Estate Loans	--	--	--
Vehicle Loans	--	--	--
General Purpose Loans	--	--	--
Other	--	--	--
Loans Given to Employees - FC	--	--	--
Real Estate Loans	--	--	--
Vehicle Loans	--	--	--
General Purpose Loans	--	--	--
Other	--	--	--
Personnel Credit Cards – TL	988	--	988
With Instalment	175	--	175
Without Instalment	813	--	813
Personnel Credit Cards – FC	22	--	22
With Instalment	--	--	--
Without Instalment	22	--	22
Overdraft Loans-TL (Real Persons)	5,918	--	5,918
Overdraft Loans-FC (Real Persons)	--	--	--
Total	22,699	425,121	447,820

FİBABANKA A.Ş. AND ITS SUBSIDIARY
NOTES TO THE CONSOLIDATED FINANCIAL STATEMENTS FOR THE PERIOD OF
1 JANUARY – 30 SEPTEMBER 2015

(Amounts expressed in thousands of Turkish Lira (TL) unless otherwise stated.)

5.4 Information on commercial loans with installments and corporate credit cards

	Short Term	Medium or Long Term	Total
Instalment Commercial Loans – TL	178,217	1,452,990	1,631,207
Real Estate Loans	--	76	76
Vehicle Loans	2,434	34,813	37,247
General Purpose Loans	175,783	1,418,101	1,593,884
Other	--	--	--
Instalment Commercial Loans – Indexed to FC	498	135,185	135,683
Real Estate Loans	--	2,316	2,316
Vehicle Loans	--	10,760	10,760
General Purpose Loans	498	122,109	122,607
Other	--	--	--
Instalment Commercial Loans - FC	--	--	--
Real Estate Loans	--	--	--
Vehicle Loans	--	--	--
General Purpose Loans	--	--	--
Other	--	--	--
Corporate Credit Cards – TL	35,381	--	35,381
With Instalment	5,945	--	5,945
Without Instalment	29,436	--	29,436
Corporate Credit Cards – FC	85	--	85
With Instalment	--	--	--
Without Instalment	85	--	85
Overdraft Loans-TL (Legal Entities)	92,457	--	92,457
Overdraft Loans-FC (Legal Entities)	--	--	--
Total	306,638	1,588,175	1,894,813

5.5 Allocation of loans by customers

	Current Period	Prior Period
Public Sector	--	--
Private Sector	7,008,506	6,116,966
Total	7,008,506	6,116,966

5.6 Allocation of Domestic and Foreign Loans

	Current Period	Prior Period
Domestic Loans	6,783,118	5,832,593
Foreign Loans	225,388	284,373
Total	7,008,506	6,116,966

5.7 Loans granted to subsidiaries and associates

None.

FİBANKA A.Ş. AND ITS SUBSIDIARY
NOTES TO THE CONSOLIDATED FINANCIAL STATEMENTS FOR THE PERIOD OF
1 JANUARY – 30 SEPTEMBER 2015

(Amounts expressed in thousands of Turkish Lira (TL) unless otherwise stated.)

5.8 Specific provisions provided against loans

Specific Provisions	Current Period	Prior Period
Loans and Receivables with Limited Collectability	3,712	3,854
Loans and Receivables with Doubtful Collectability	15,331	14,716
Uncollectible Loans and Receivables	49,481	37,487
Total	68,524	56,057

5.9 Information on non-performing loans (Net)

5.9.1 Information on loans and other receivables included in non-performing loans which are restructured or rescheduled

	Group III	Group IV	Group V
	Loans and receivables with limited collectability	Loans and receivables with doubtful collectability	Uncollectible loans and receivables
Current Period	--	--	107
(Gross Amounts before Specific Provisions)	--	--	
Restructured Loans and Other Receivables	--	--	107
Rescheduled Loans and Other Receivables	--	--	--
Prior Period	--	--	221
(Gross Amounts before Specific Provisions)	--	--	
Restructured Loans and Other Receivables	--	--	221
Rescheduled Loans and Other Receivables	--	--	--

5.9.2 Movement on non-performing loans

	Group III	Group IV	Group V
	Loans and receivables with limited collectability	Loans and receivables with doubtful collectability	Uncollectible loans and receivables
Balances at Beginning of Period	37,384	43,803	47,538
Additions (+)	98,884	2,897	1,702
Transfers from Other Categories of Non-Performing Loans (+)	--	71,840	66,959
Transfers to Other Categories of Non-Performing Loans (-)	72,039	66,759	--
Collections (-)	7,345	12,403	10,268
Write-offs (-) (*)	34,408	3,837	29,504
Corporate and Commercial Loans	34,408	2,805	22,848
Retail Loans	--	1,029	6,631
Credit Cards	--	3	25
Other	--	--	--
Balances at End of the Period	22,476	35,541	76,427
Specific Provisions (-)	3,712	15,331	49,481
Net Balance on Balance Sheet	18,764	20,210	26,946

(*) Loan amounting to TL 33,341 in June 2015 and loan amounting TL 34,408 in July 2015 were sold to asset management company in September 2015.

FİBABANKA A.Ş. AND ITS SUBSIDIARY
NOTES TO THE CONSOLIDATED FINANCIAL STATEMENTS FOR THE PERIOD OF
1 JANUARY – 30 SEPTEMBER 2015

(Amounts expressed in thousands of Turkish Lira (TL) unless otherwise stated.)

5.9.3 Information on non-performing loans and other receivables in foreign currencies

	Group III	Group IV	Group V
	Loans and receivables with limited collectability	Loans and receivables with doubtful collectability	Uncollectible loans and receivables
Current Period			
Balance as of the Period End	58	367	24,540
Specific Provisions (-)	11	46	7,336
Net Balance on Balance Sheet	47	321	17,204
Prior Period			
Balance as of the Period End	21,624	10,091	3,333
Specific Provisions (-)	1,081	1,511	2,654
Net Balance on Balance Sheet	20,543	8,580	679

5.9.4 Information regarding gross and net amounts of non-performing loans with respect to user groups

	Group III	Group IV	Group V
	Loans and receivables with limited collectability	Loans and receivables with doubtful collectability	Uncollectible loans and receivables
Current Period (Net)			
Loans Granted to Real Persons and Legal Entities (Gross)	22,476	35,541	76,427
Specific provisions (-)	3,712	15,331	49,481
Loans Granted to Real Persons and Legal Entities (Net)	18,764	20,210	26,946
Banks (Gross)	--	--	--
Specific Provisions (-)	--	--	--
Banks (Net)	--	--	--
Other Loan and Receivables (Gross)	--	--	--
Specific Provisions (-)	--	--	--
Other Loan and Receivables (Net)	--	--	--
Prior Period (Net)			
Loans Granted to Real Persons and Legal Entities (Gross)	37,384	43,803	47,538
Specific provisions (-)	3,854	14,716	37,487
Loans Granted to Real Persons and Legal Entities (Net)	33,530	29,087	10,051
Banks (Gross)	--	--	--
Specific Provisions (-)	--	--	--
Banks (Net)	--	--	--
Other Loan and Receivables (Gross)	--	--	--
Specific Provisions (-)	--	--	--
Other Loan and Receivables (Net)	--	--	--

FİBABANKA A.Ş. AND ITS SUBSIDIARY
NOTES TO THE CONSOLIDATED FINANCIAL STATEMENTS FOR THE PERIOD OF
1 JANUARY – 30 SEPTEMBER 2015

(Amounts expressed in thousands of Turkish Lira (TL) unless otherwise stated.)

5.10 *Liquidation policy for uncollectible loans and other receivables*

100% provision is provided for uncollectible loans. In case of having collaterals, non-performing loans and other receivables are collected through liquidation of these collaterals. In the absence of collateral, periodical market intelligence is performed to determine the assets acquired subsequently by the debtor and the legal follow-up process is applied.

5.11 *Explanations related to write-off policy*

In case of all necessary conditions based on the relevant regulation occur, all impaired loans are written-off by the Board of Directors' decision.

6. Information on held-to-maturity investments

None.

7. Information on associates

None.

8. Information on consolidated subsidiary

The Bank has TL 5,445 of consolidated subsidiaries in its consolidated financial statements as of 30 September 2015.

Information on capital adequacy of major subsidiary

Current Period	Fiba Portföy Yönetimi A.Ş.
CORE CAPITAL	5,312
Paid-in Capital	5,500
Inflation Adjustments to Paid-in Capital	--
Share Premium	--
Reserves	--
Current Period's Profit and Prior Periods' Profit	--
Current Period's Losses and Prior Periods' Losses	188
Leasehold Improvements on Operational Leases (-)	--
Intangible Assets (-)	--
Goodwill (Net) (-)	--
SUPPLEMENTARY CAPITAL	--
CAPITAL	5,312
DEDUCTIONS FROM CAPITAL	--
NET AVAILABLE EQUITY	5,312

The Parent Bank does not have any capital needs for its subsidiary included in the calculation of its consolidated capital adequacy standard ratio.

8.1 *Information on the subsidiaries which are not subject to consolidation*

There are no subsidiaries which are not subject to consolidation.

FİBABANKA A.Ş. AND ITS SUBSIDIARY
NOTES TO THE CONSOLIDATED FINANCIAL STATEMENTS FOR THE PERIOD OF
1 JANUARY – 30 SEPTEMBER 2015

(Amounts expressed in thousands of Turkish Lira (TL) unless otherwise stated.)

8.2 *Movement of consolidated investment in subsidiary*

	Current Period	Prior Period
Balances at Beginning of Period	5,445	5,445
Movements during the Period		
Acquisitions and Capital Increases (*)	--	--
Bonus Shares Received	--	--
Dividends from the Current Year Profit	--	--
Sales/Liquidations	--	--
Reclassification of shares	--	--
Increase / (Decrease) in Market Values	--	--
Currency Differences on Foreign Subsidiaries	--	--
Reversal of Impairment Loses/ Impairment Losses (-)	--	--
Balances at the End of Period	5,445	5,445
Capital Commitments	--	--
Share of Capital at the end of Period (%)	99	99

(*)Fiba Portföy Yönetimi A.Ş. was established on 26 September 2013 with 99% participation of Fibabanka A.Ş.

Valuation methods of consolidated investments in subsidiary

	Current Period	Prior Period
Valued at Cost	5,445	5,445
Valued at Fair	--	--

Sectoral distribution of consolidated investments in subsidiary

	Current Period	Prior Period
Banks	--	--
Insurance Companies	--	--
Factoring Companies	--	--
Leasing Companies	--	--
Finance Companies	--	--
Other Subsidiaries	5,445	5,445

Quoted consolidated investments in subsidiary

None.

FİBABANKA A.Ş. AND ITS SUBSIDIARY
NOTES TO THE CONSOLIDATED FINANCIAL STATEMENTS FOR THE PERIOD OF
1 JANUARY – 30 SEPTEMBER 2015

(Amounts expressed in thousands of Turkish Lira (TL) unless otherwise stated.)

8.2 Movement of consolidated investment in subsidiary (cont'd)

Other Information on subsidiaries within the scope of consolidation

Subsidiary	Address (City / Country)	Bank's share- If different voting rights (%)	Bank's risk group share (%)	Consolidation Method
Fiba Portföy Yönetimi A.Ş.	İstanbul	%99.0	% 99.0	Full Consolidation

Total Assets	Shareholders' Equity	Total Fixed Assets (*)	Interest Income	Income on Securities Portfolio	Current Period Profit/Loss	Prior Period Profit/Loss	Company's Fair Value
5,419	5,312	11	424	--	(13)	(59)	5,419

(*) Total fixed assets consist of tangible and intangible assets.

Information on the subsidiaries within the scope of consolidation which are sold out in the current period

None

Information on the subsidiaries within the scope of consolidation which are acquired in the current period

None

9. Information on entities under common control (Joint Ventures)

None.

10. Information on lease receivables

None.

11. Information on derivative financial assets held for hedging purposes

11.1 Positive valuation derivative financial assets held for hedging purposes

None.

12. Information on tangible assets

Not prepared in compliance with the Article 25 of the communique "Financial Statements and Related Disclosures and Footnotes to be Announced to Public by Banks".

13. Information on intangible assets

Not prepared in compliance with the Article 25 of the communique "Financial Statements and Related Disclosures and Footnotes to be Announced to Public by Banks".

14. Information on investment properties

None.

FİBANKA A.Ş. AND ITS SUBSIDIARY
NOTES TO THE CONSOLIDATED FINANCIAL STATEMENTS FOR THE PERIOD OF
1 JANUARY – 30 SEPTEMBER 2015

(Amounts expressed in thousands of Turkish Lira (TL) unless otherwise stated.)

15. Information on deferred tax asset

15.1 Amount of deferred tax asset recognized in the balance sheet in respect of deductible temporary differences, unused tax losses and unused tax credits

As of 30 September 2015, the deferred tax asset amounting to TL 964 is calculated by netting of carry forward tax losses, deductible temporary differences and taxable temporary differences (31 December 2014: TL 2,236 deferred tax asset)

Deferred tax assets consist of deferred tax asset and liability items recognized on temporary differences between the carrying amounts of assets and liabilities in the financial statements of the Group and the corresponding tax bases which is used in the computation of taxable profit. The deferred tax assets and liabilities are presented as net in the accompanying financial statements.

Current Period		
	Deferred Tax Base	Deferred Tax Asset/ Liability
Unearned Commission Income	6,608	1,322
Retirement Pay and Unused Vacation Provision	8,022	1,605
Tangible Assets Base Differences	(3,828)	(766)
Carry Forward Tax Losses	201	40
Financial Assets Valuation	(16,298)	(3,260)
Other	474	95
Deferred Tax Assets	(4,821)	(964)
Prior Period		
	Deferred Tax Base	Deferred Tax Asset/ Liability
Financial Assets Valuation	3,029	606
Unearned Commission Income	7,709	1,542
Retirement Pay and Unused Vacation Provision	7,751	1,550
Tangible Assets Base Differences	(6,293)	(1,259)
Carry Forward Tax Losses	161	32
Other	(1,179)	(235)
Deferred Tax Assets	11,181	2,236

The movement of the current year and prior year deferred tax assets is shown below:

	1 January – 30 September 2015	1 January-31 December 2014
Deferred Tax Asset, Beginning of the Period	2,236	13,266
Deferred Tax Income / (Expense)	(8,602)	(7,316)
Deferred Tax Recognized Directly Under Equity	5,401	(3,716)
Other	1	2
Deferred Tax Asset, End of the Period	964	2,236

FİBABANKA A.Ş. AND ITS SUBSIDIARY
NOTES TO THE CONSOLIDATED FINANCIAL STATEMENTS FOR THE PERIOD OF
1 JANUARY – 30 SEPTEMBER 2015

(Amounts expressed in thousands of Turkish Lira (TL) unless otherwise stated.)

15.2 *Amount and expiry date of deductible temporary differences, unused tax losses, unused tax credits for which no deferred tax asset is recognized in prior periods in the balance sheet*

As of 30 September 2015, the Group has TL 40 deferred tax asset is recognized on carry forward tax losses amount TL 120 in carry forward tax will be used until 2018, TL 81 will be used until 2019.

15.3 *Deferred tax asset resulting from the cancellation of the provision for impairment losses related to the deferred taxes*

None.

16. Information on assets held for sale and non-current assets related to discontinued operations

As of 30 September 2015, the Group has TL 4,308 assets held for sale (31 December 2014: TL 919).

17. Information on other assets

Other assets do not exceed 10% of total assets excluding the off-balance sheet items.

17.1 *Information on prepaid expenses, tax and similar items*

As of 30 September 2015, total prepaid expenses are TL 14,490 (31 December 2014: TL 14,993).

FİBABANKA A.Ş. AND ITS SUBSIDIARY
NOTES TO THE CONSOLIDATED FINANCIAL STATEMENTS FOR THE PERIOD OF
1 JANUARY – 30 SEPTEMBER 2015

(Amounts expressed in thousands of Turkish Lira (TL) unless otherwise stated.)

II. Explanations and disclosures related to consolidated liabilities

1. Information on deposits

1.1 Information on maturity structure of deposits

Current Period

	Demand	7 Day Call Accounts	Up to 1 Month	1-3 Months	3-6 Months	6 Months -1 Year	1 Year and Over	Cumulative Deposit	Total
Saving Deposits	27,722	--	33,127	1,750,406	133,746	103,445	23,372	--	2,071,818
Foreign Currency									
Deposits	187,497	--	94,618	1,676,290	54,419	59,633	107,896	--	2,180,353
Residents in Turkey	164,324	--	90,047	1,659,830	51,945	14,322	10,329	--	1,990,797
Residents Abroad	23,173	--	4,571	16,460	2,474	45,311	97,567	--	189,556
Public Sector Deposits	32,197	--	--	--	1,728	--	--	--	33,925
Commercial Deposits	144,391	--	87,299	700,431	150,367	80,984	53,962	--	1,217,434
Other Ins. Deposits	713	--	715	55,595	1,316	--	14	--	58,353
Precious Metal									
Deposits	7,352	--	--	--	--	--	--	--	7,352
Interbank Deposits	14,849	--	176,644	84,032	--	--	--	--	275,525
Central Bank of Turkey	--	--	--	--	--	--	--	--	--
Domestic Banks	12	--	89,027	--	--	--	--	--	89,039
Foreign Banks	14,636	--	87,617	84,032	--	--	--	--	186,285
Special Finan.Inst.	201	--	--	--	--	--	--	--	201
Other	--	--	--	--	--	--	--	--	--
Total	414,721	--	392,403	4,266,754	341,576	244,062	185,244	--	5,844,760

Prior Period

	Demand	7 Day Call Accounts	Up to 1 Month	1-3 Months	3-6 Months	6 Month- 1 Year	1 Year and Over	Cumulative Deposit	Total
Saving Deposits	30,095	--	21,238	1,335,821	225,947	148,556	29,334	--	1,790,991
Foreign Currency									
Deposits	131,150	--	51,395	1,836,067	171,957	17,941	117,600	--	2,326,110
Residents in Turkey	101,508	--	49,226	1,802,940	166,241	17,163	7,471	--	2,144,549
Residents Abroad	29,642	--	2,169	33,127	5,716	778	110,129	--	181,561
Public Sector Deposits	397	--	--	--	--	--	--	--	397
Commercial Deposits	140,051	--	90,371	460,747	103,648	86,244	32,026	--	913,087
Other Ins. Deposits	705	--	--	47,346	961	1,075	12	--	50,099
Precious Metal									
Deposits	1,833	--	--	--	--	--	--	--	1,833
Interbank Deposits	2,845	--	89,566	66,437	--	--	--	--	158,848
Central Bank of Turkey	--	--	--	--	--	--	--	--	--
Domestic Banks	4	--	53,837	--	--	--	--	--	53,841
Foreign Banks	2,731	--	35,729	66,437	--	--	--	--	104,897
Special Finan. Inst.	110	--	--	--	--	--	--	--	110
Other	--	--	--	--	--	--	--	--	--
Total	307,076	--	252,570	3,746,418	502,513	253,816	178,972	--	5,241,365

FİBABANKA A.Ş. AND ITS SUBSIDIARY
NOTES TO THE CONSOLIDATED FINANCIAL STATEMENTS FOR THE PERIOD OF
1 JANUARY – 30 SEPTEMBER 2015

(Amounts expressed in thousands of Turkish Lira (TL) unless otherwise stated.)

1.2 Information on saving deposits under the guarantee of saving deposit insurance and exceeding the limit of saving deposit insurance:

	Under the Guarantee of Deposit Insurance		Exceeding the limit of Deposit Insurance	
	Current Period	Prior Period	Current Period	Prior Period
Saving Deposits	596,710	514,443	1,457,517	1,252,784
Foreign Currency Saving Deposits	150,423	128,316	1,350,579	1,462,145
Other Deposits in the Form of Saving Deposits	--	--	--	--
Foreign Branches' Deposits Under Insurance of Foreign Authorities	--	--	--	--
Off-shore Banking Regions' Deposits Under Foreign Authorities' Insurance	--	--	--	--
Total	747,133	642,759	2,808,096	2,714,929

1.3 Saving deposits in Turkey are not covered by any insurance in any other countries since the Bank's headquarter is not located abroad.

1.4 Saving deposits that are not under the guarantee of deposit insurance fund

	Current Period	Prior Period
Deposits and Accounts in Branches Abroad	--	--
Deposits of Ultimate Shareholders and Their Close Families	18,898	21,159
Deposits of Chairman and Members of the Board of Directors and their Close Families	1,564	2,641
Deposits Obtained through Illegal Acts Defined in the 282nd Article of the 5237 Numbered Turkish Criminal Code dated 26 September 2004.	--	--
Saving Deposits in Banks Established in Turkey Exclusively for Off Shore Banking Activities	--	--

2. Information on derivative financial liabilities held for trading

2.1 Information on negative differences relating to derivative financial liabilities held for trading

Trading Purpose Derivative Financial Liabilities	Current Period		Prior Period	
	TL	FC	TL	FC
Forward Transactions	18,426	--	2,955	--
Swap Transactions	46,977	--	2,027	--
Futures Transactions	--	--	--	--
Options	61,840	3,205	4,617	2,113
Other	--	--	--	--
Total	127,243	3,205	9,599	2,113

FİBABANKA A.Ş. AND ITS SUBSIDIARY
NOTES TO THE CONSOLIDATED FINANCIAL STATEMENTS FOR THE PERIOD OF
1 JANUARY – 30 SEPTEMBER 2015

(Amounts expressed in thousands of Turkish Lira (TL) unless otherwise stated.)

3. Information on banks and other financial institutions

3.1 Information on banks and other financial institutions

	Current Period		Prior Period	
	TL	FC	TL	FC
Loans from Central Bank of Turkey	--	--	--	--
From Domestic Banks and Institutions	16,741	24,871	22,216	33,265
From Foreign Banks, Institutions and Funds	--	1,018,874	--	790,868
Total	16,741	1,043,745	22,216	824,133

Syndicated loan maturing in December 2014 in the amount of USD 30.5 million and EUR 69.5 million has been renovated in the same month as USD 30 million and EUR 70 million.

3.2 Maturity analysis of borrowings

	Current Period		Prior Period	
	TL	FC	TL	FC
Short-Term	16,741	681,536	21,703	601,088
Medium and Long Term	--	362,209	513	223,045
Total	16,741	1,043,745	22,216	824,133

3.3 Additional explanation related to the concentrations of the Group's major liabilities:

In the scope of normal banking operations, the Group funds itself through funds provided by deposits, bank borrowings and bond issuance.

4. Informations related with issued instruments

	TL		FC	
	Short Term	Medium and Long Term	Short Term	Medium and Long Term
Nominal	491,350	70,500	--	--
Cost	491,350	70,500	--	--
Carrying Amount	479,890	71,849	--	--

FİBANKA A.Ş. AND ITS SUBSIDIARY
NOTES TO THE CONSOLIDATED FINANCIAL STATEMENTS FOR THE PERIOD OF
1 JANUARY – 30 SEPTEMBER 2015

(Amounts expressed in thousands of Turkish Lira (TL) unless otherwise stated.)

5. Sundry Creditors and Other Liabilities

Sundry creditors and other liabilities do not exceed 10% of total assets excluding the off-balance sheet items.

6. Criteria used in the determination of lease instalments in the finance lease contracts, renewal and purchase options, restrictions, and significant burdens imposed on the bank on such contracts

6.1 Changes in agreements and further commitments arising

None.

6.2 Obligations under financial leases

	Current Period		Prior Period	
	Gross	Net	Gross	Net
Less than 1 Year	--	--	--	--
Between 1-4 Years	217	201	233	211
More than 4 Years	--	--	--	--
Total	217	201	233	211

6.3 Information on operational leases

The Group has operational lease agreements for the headquarters and some of its branches. If the rental payments is made in advance, the paid amount is accounted under prepaid expenses in “Other Assets”, in the following months, the rental expenses belonging to those months are recorded in profit/loss accounts.

The Group does not incur any liability as a result of any changes in operational lease agreements. The Group does not have any obligation from operational lease agreements.

6.4 Information on “Sale-and-lease back” agreements

In the current period, there is no sale and lease back agreements.

7. Information on derivative financial liabilities for hedging purposes

There are no derivative financial liabilities for hedging purposes in the current period.

FİBANKA A.Ş. AND ITS SUBSIDIARY
NOTES TO THE CONSOLIDATED FINANCIAL STATEMENTS FOR THE PERIOD OF
1 JANUARY – 30 SEPTEMBER 2015

(Amounts expressed in thousands of Turkish Lira (TL) unless otherwise stated.)

8. Information on provisions

8.1 Information on general provisions

	Current Period	Prior Period
Loans and Receivables in Group 1	58,211	51,305
- Additional Provision for Loan and Receivables with Extended Maturities	103	3
Loans and Receivables in Group 2	12,642	6,577
- Additional Provision for Loan and Receivables with Extended Maturities	8,003	2,396
Non-Cash Loans	4,176	2,631
Others	--	--
Total	75,029	60,513

8.2 Foreign exchange losses on the foreign currency indexed loans and finance lease receivables

The foreign exchange losses on the foreign currency indexed loans as of 30 September 2015, amounting to TL 7 (31 December 2014: TL 1,939) are deducted from loans on the balance sheet.

8.3 The specific provisions provided for unindemnified non cash loans

As of 30 September 2015, the specific provision provided for unindemnified non-cash loans is TL 1,450 (31 December 2014: TL 894).

8.4 Explanation on other provisions

8.4.1 Provisions for probable losses

None.

8.4.2 The breakdown of the subsidiary accounts if other provisions exceed 10% of the grand total provisions

None.

8.4.3 Explanations on reserves for employee benefits

As of 30 September 2015, the Group has reserves for employee benefits amounting to TL 11,072 (31 December 2014: TL 11,752) comprise TL 5,427 reserve for employee termination benefits (31 December 2014: TL 4,609), TL 2,595 unused vacation pay liability (31 December 2014: TL 3,143) and TL 3,050 personnel premium accrual (31 December 2014: TL 4,000).

FİBABANKA A.Ş. AND ITS SUBSIDIARY
NOTES TO THE CONSOLIDATED FINANCIAL STATEMENTS FOR THE PERIOD OF
1 JANUARY – 30 SEPTEMBER 2015

(Amounts expressed in thousands of Turkish Lira (TL) unless otherwise stated.)

9. Explanations on tax liabilities

9.1 Explanations on current tax liability

9.1.1 Explanations on tax provision

As of 30 September 2015, The Group's current tax liability is TL 19,876 (31 December 2014: TL 20,399). As of 30 September 2015 the Bank's corporate tax liability is TL 10,298 and after netting TL 8,328 of prepaid taxes, liability related to corporate tax is TL 1,970.

9.1.2 Information on taxes payable

	Current Period	Prior Period
Corporate taxes payable	1,970	3,662
Taxation on securities	6,637	6,438
Property tax	323	288
Banking and Insurance Transaction Tax (BITT)	6,654	5,765
Taxes on foreign exchange transactions	--	--
Value added taxes payable	42	180
Income tax ceased from wages	1,922	1,916
Other	190	199
Total	17,738	18,448

9.1.3 Information on premiums

	Current Period	Prior Period
Social Security Premiums- Employee	906	830
Social Security Premiums- Employer	1,042	948
Bank Social aid Pension Fund Premium- Employee	--	--
Bank Social Aid Pension Fund Premium- Employer	--	--
Pension Fund Membership Fees and Provisions- Employee	--	--
Pension Fund Membership Fees and Provisions- Employer	--	--
Unemployment Insurance- Employee	63	58
Unemployment Insurance- Employer	127	115
Other	--	--
Total	2,138	1,951

9.2 Explanations on deferred tax liabilities

As of balance sheet date, after netting the Group's deferred tax asset, deferred tax liability is TL 1,011.

10. Information on liabilities regarding assets held for sale and discontinued operations

None.

FİBABANKA A.Ş. AND ITS SUBSIDIARY
NOTES TO THE CONSOLIDATED FINANCIAL STATEMENTS FOR THE PERIOD OF
1 JANUARY – 30 SEPTEMBER 2015

(Amounts expressed in thousands of Turkish Lira (TL) unless otherwise stated.)

10. Explanations on subordinated loans

	<i>Current Period</i>		<i>Prior Period</i>	
	TL	FC	TL	FC
Domestic Banks	--	--	--	--
Domestic Other Institutions	--	--	--	116,678
Foreign Banks	--	98,401	--	81,845
Foreign Other Institutions	--	122,519	--	93,051
Total	--	220,920	--	291,574

12. Information on shareholders' equity

12.1 Paid-in capital

	Current Period	Prior Period
Common Stock	678,860	550,000
Preferred Stock	--	--

12.2 Paid-in capital amount, explanation as to whether the registered share capital system is applied at the bank; if so the amount of registered share capital ceiling:

Registered share capital system is not applied.

12.3 Information on share capital increases and their sources; other information on increased capital shares in current period

Bank capital in the current period was increased amount of TL 128,860, TL, and 127,045 of total capital increase is provided from subordinated loan permitted to be converted to capital by Fiba Holding A.Ş., TL 1,815 of total capital is provided through cash from other shareholders.

12.4 Information on share capital increases from revaluation funds

None.

12.5 Information on capital commitments the purpose and the sources until the end of the fiscal year and the subsequent interim period:

The capital is totally paid in and there are no capital commitments.

12.6 Indicators of the Bank's income, profitability and liquidity for the prior periods and possible effects of these future assumptions due to the uncertainty of these indicators on the Bank's equity:

None.

FİBABANKA A.Ş. AND ITS SUBSIDIARY
NOTES TO THE CONSOLIDATED FINANCIAL STATEMENTS FOR THE PERIOD OF
1 JANUARY – 30 SEPTEMBER 2015

(Amounts expressed in thousands of Turkish Lira (TL) unless otherwise stated.)

12.7 Information on privileges given to stocks representing the capital

The Bank does not have any preferred shares.

12.8 Common stock issue premiums, shares and equity instruments

None.

12.9 Information on marketable securities value increase fund

	Current Period		Prior Period	
	TL	FC	TL	FC
From Subsidiaries, Associates, and Entities Under Common Control (Joint Ventures)	--	--	--	--
Security Valuation Difference	(5,044)	(24,926)	(115)	(8,248)
Exchange Difference	--	--	--	--
Total	(5,044)	(24,926)	(115)	(8,248)

12.10 Information on revaluation reserve

None.

12.11 Bonus shares of Subsidiaries, Associates and Joint Ventures

None.

12.12 Information on legal reserves

	Current Period	Prior Period
Primary Legal Reserves	3,711	--
Secondary Legal Reserve	--	--
Other Legal Reserves Per Special Legislation	--	--

12.13 Information on extraordinary reserves

	Current Period	Prior Period
Reserves allocated by the General Assembly	43,075	--
Retained Earnings	--	--
Accumulated Losses	--	--
Foreign Currency Capital Exchange Difference	--	--

13. Information on minority shares

	Current Period	Prior Period
Beginning Balance	53	54
Minority Shares in Net Income of Subsidiaries	--	(1)
Dividend Paid in the Prior Period	--	--
Increase/(Decrease) in Minority Shares as a Result of Sales	--	--
Other	--	--
Ending Balance	53	53

FİBANKA A.Ş. AND ITS SUBSIDIARY
NOTES TO THE CONSOLIDATED FINANCIAL STATEMENTS FOR THE PERIOD OF
1 JANUARY – 30 SEPTEMBER 2015

(Amounts expressed in thousands of Turkish Lira (TL) unless otherwise stated.)

III. Explanations and disclosures related to consolidated off-balance sheet contingencies and commitments

1. Information on consolidated off-balance sheet commitments

1.1 Nature and amount of irrevocable loan commitments

	Current Period	Prior Period
Asset Sale and Purchase Commitments	301,494	491,871
Credit Card Limit Commitments	41,430	20,444
Commitments for Credit Cards and Banking Services Related Promotions	1	--
Commitments for Credit Allocation with the Guarantee of Usage	84,671	93,359
Export Commitments	3,067	2,357
Commitment for Cheques	139,230	121,680
Other Irrevocable Commitments	3,262	2,803
Total	573,155	732,514

1.2 Possible losses and commitments related to off-balance sheet items, including the ones listed below

1.2.1 Non-cash loans including guarantees, acceptances, financial guarantee and other letters of credits

	Current Period	Prior Period
Letters of Guarantee TL	336,610	329,927
Letters of Guarantee FC	228,664	236,904
Letters of Credit	433,191	319,233
Bills of Exchange and Acceptances	130,816	161,617
Total	1,129,281	1,047,681

1.2.2 Revocable, irrevocable guarantees and other similar commitments and contingencies

	Current Period	Prior Period
Revocable Letters of Guarantee	25,214	23,275
Irrevocable Letters of Guarantee	436,358	442,234
Letters of Guarantee Given in Advance	41,476	40,132
Letters of Guarantee Given to Customs	12,741	12,151
Other Letters of Guarantee	49,485	49,039
Total	565,274	566,831

2. Total amount of non-cash loans

	Current Period	Prior Period
Non-Cash Loans Given against Cash Loans	38,513	31,786
With Original Maturity of 1 Year or Less Than 1 Year	--	--
With Original Maturity of More Than 1 Year	38,513	31,786
Other Non-Cash Loans	1,090,768	1,015,895
Total	1,129,281	1,047,681

FİBABANKA A.Ş. AND ITS SUBSIDIARY
NOTES TO THE CONSOLIDATED FINANCIAL STATEMENTS FOR THE PERIOD OF
1 JANUARY – 30 SEPTEMBER 2015

(Amounts expressed in thousands of Turkish Lira (TL) unless otherwise stated.)

3. Information on sectoral risk concentrations of non-cash loans

Not prepared in compliance with the Article 25 of the communique “Financial Statements and Related Disclosures and Footnotes to be Announced to Public by Banks”.

4. Information on the first and second group of non-cash loans

Not prepared in compliance with the Article 25 of the communique “Financial Statements and Related Disclosures and Footnotes to be Announced to Public by Banks”.

5. Information related to derivative financial instruments

Not prepared in compliance with the Article 25 of the communique “Financial Statements and Related Disclosures and Footnotes to be Announced to Public by Banks”.

6. Credit derivatives and risk exposures on credit derivatives

None.

7. Explanations on contingent liabilities and assets

As of balance sheet date, the Group provided provision of TL 1,246 for the legal cases pending against the Group where the cash out flows are highly probable (31 December 2014: TL 969).

8. Custodian and intermediary services

The Bank provides trading and safe keeping services in the name and account of third parties, which are presented in the statement of contingencies and commitments.

FİBABANKA A.Ş. AND ITS SUBSIDIARY
NOTES TO THE CONSOLIDATED FINANCIAL STATEMENTS FOR THE PERIOD OF
1 JANUARY – 30 SEPTEMBER 2015

(Amounts expressed in thousands of Turkish Lira (TL) unless otherwise stated.)

IV. Explanations and disclosures related to the consolidated income statement

1. Interest income

1.1 Information on interest on loans (*)

	Current Period		Prior Period	
	TL	FC	TL	FC
Interest on loans	494,522	104,082	407,058	90,410
Short Term Loans	296,634	19,426	252,506	18,628
Medium and Long Term Loans	197,888	84,656	154,552	71,782
Interest on Non-Performing Loans	780	--	2,331	--
Premiums received from Resource Utilization Support Fund	--	--	--	--
Total	495,302	104,082	409,389	90,410

*Includes fees and commissions obtained from cash loans.

1.2 Information on interest income received from banks

	Current Period		Prior Period	
	TL	FC	TL	FC
The Central Bank of Turkey	--	--	--	--
Domestic Banks	9,111	155	7,414	247
Foreign Banks	--	9	--	22
Branches and Head Office Abroad	--	--	--	--
Total	9,111	164	7,414	269

1.3 Interest received from marketable securities portfolio

	Current Period		Prior Period	
	TL	FC	TL	FC
Financial Assets Held for Trading	681	163	591	122
Financial Assets at Fair Value Through Profit or Loss	--	--	--	--
Financial Assets Available-for-Sale	4,070	15,542	740	8,944
Investment Securities Held-to-Maturity	--	--	--	--
Total	4,751	15,705	1,331	9,066

1.4 Information on interest income received from associates and subsidiaries

None.

FİBABANKA A.Ş. AND ITS SUBSIDIARY
NOTES TO THE CONSOLIDATED FINANCIAL STATEMENTS FOR THE PERIOD OF
1 JANUARY – 30 SEPTEMBER 2015

(Amounts expressed in thousands of Turkish Lira (TL) unless otherwise stated.)

2. Interest expense

2.1 Information on interest on funds borrowed

	Current Period		Prior Period	
	TL	FC	TL	FC
Banks	1,017	12,354	959	5,045
The Central Bank of Turkey	--	--	--	--
Domestic Banks	1,017	468	959	518
Foreign Banks	--	11,886	--	4,527
Branches and Head Office Abroad	--	--	--	--
Other Institutions	--	16,337	--	18,893
Total	1,017	28,691	959	23,938

2.2 Information on interest expenses to associates and subsidiaries

None.

2.3 Information on interest expenses to securities issued

	Current Period		Prior Period	
	TL	FC	TL	FC
Interest Paid to Securities Issued	40,081	--	34,070	--

2.4 Distribution of interest expense on deposits based on maturity of deposits:

Account Description	Demand Deposits	Time Deposits					Cumulative Deposit	Total
		Up to 1 Month	Up to 3 Months	Up to 6 Months	Up to 1 Year	1 Year and Over		
Turkish Lira								
Bank Deposits	--	1,701	--	--	--	--	--	1,701
Saving Deposits	--	2,245	111,567	19,871	12,184	1,901	--	147,768
Public Sector Deposits	--	--	--	28	--	--	--	28
Commercial Deposits	--	10,991	35,051	13,158	9,594	3,395	--	72,189
Other	--	28	3,655	2,170	1	1	--	5,855
7 Day Call Accounts	--	--	--	--	--	--	--	--
Total	--	14,965	150,273	35,227	21,779	5,297	--	227,541
Foreign Currency								
Foreign Currency Deposits	--	872	32,642	3,127	866	2,790	--	40,297
Bank Deposits	--	847	--	--	--	--	--	847
7 Day Call Accounts	--	--	--	--	--	--	--	--
Precious Metal Deposits	--	--	--	--	--	--	--	--
Total	--	1,719	32,642	3,127	866	2,790	--	41,144
Grand Total	--	16,684	182,915	38,354	22,645	8,087	--	268,685

3. Information on dividend income

None.

FİBABANKA A.Ş. AND ITS SUBSIDIARY
NOTES TO THE CONSOLIDATED FINANCIAL STATEMENTS FOR THE PERIOD OF
1 JANUARY – 30 SEPTEMBER 2015

(Amounts expressed in thousands of Turkish Lira (TL) unless otherwise stated.)

4. Information on net trading income / loss

	Current Period	Prior Period
Income	644,647	559,366
Gains on Capital Market Operations	280	2,507
Gains on Derivative Financial Instruments	233,753	95,168
Foreign Exchange Gains	410,614	461,691
Loss (-)	649,283	540,184
Losses on Capital Market Operations	1,639	805
Losses on Derivative Financial Instruments	236,863	73,188
Foreign Exchange Losses	410,781	466,191
Net Trading Income / (Loss)	(4,636)	19,182

5. Information on other operating income

In the current period, other operating income consists of reversal of general and specific provisions, profit from sale of assets, commissions on cheques and notes and costs recharged.

6. Impairment on loans and other receivables

	Current Period	Prior Period
Specific Provisions on Loans and Other Receivables:	48,589	36,444
<i>III. Group Loans and Receivables</i>	1,777	3,085
<i>IV. Group Loans and Receivables</i>	1,633	14,803
<i>V. Group Loans and Receivables</i>	45,179	18,556
General Loan Loss Provisions	14,517	8,148
Free Provision for Probable Risks	--	--
Impairment Losses on Securities:	--	--
<i>Financial Assets at Fair Value Through Profit or Loss</i>	--	--
<i>Financial Assets Available-for-Sale</i>	--	--
Impairment Losses on Associates, Subsidiaries, Joint Ventures and Investment Securities Held to Maturity:	--	--
<i>Associates</i>	--	--
<i>Subsidiaries</i>	--	--
<i>Joint Ventures</i>	--	--
<i>Investments Held to Maturity</i>	--	--
Other	--	--
Total	63,106	44,592

FİBANKKA A.Ş. AND ITS SUBSIDIARY
NOTES TO THE CONSOLIDATED FINANCIAL STATEMENTS FOR THE PERIOD OF
1 JANUARY – 30 SEPTEMBER 2015

(Amounts expressed in thousands of Turkish Lira (TL) unless otherwise stated.)

7. Information related to other operational expenses

	Current Period	Prior Period
Personnel Expenses	93,310	83,857
Provision for Employee Termination Benefits	830	908
Provision for Bank's Social Aid Fund Deficit	--	--
Impairment Losses on Tangible Assets	--	--
Depreciation Charges of Tangible Assets	9,868	6,913
Impairment Losses on Intangible Assets	--	--
Amortization Charges of Intangible Assets	2,829	3,238
Impairment Losses on Investment Accounted for under Equity Method	--	--
Impairment of Assets to be Disposed	--	--
Depreciation of Assets to be Disposed	2	42
Impairment of Assets Held for Sale	--	--
Other Operating Expenses	43,098	34,469
<i>Operational Leases Expenses</i>	22,803	18,599
<i>Repair and Maintenance Expenses</i>	703	665
<i>Advertisement Expenses</i>	1,228	366
<i>Other Expenses</i>	18,364	14,839
Losses on Sale of Assets	36	8
Other	30,426	17,806
Total	180,399	147,241

8. Information on profit/loss before tax from continued and discontinued operations

Not prepared in compliance with the Article 25 of the communique "Financial Statements and Related Disclosures and Footnotes to be Announced to Public by Banks".

9. Information on tax provision from continued and discontinued operations

9.1 Current period taxation benefit or charge and deferred tax benefit or charge

For the period ended as of 30 September 2015, deferred tax charge of the Bank is TL 8,602 and current tax charge of the Bank is TL 11,238. (1 January – 30 September 2014: TL 6,413 deferred tax charge, TL 9,983 current tax charge).

	Current Period	Prior Period
Deferred Tax Benefit/ (Charge)	(8,602)	(6,413)
Provision for Deferred Tax	--	--
Net Deferred Tax Benefit/ (Charge)	(8,602)	(6,413)

9.2 Deferred tax benefit / (charge) arising from origination or reversal of temporary differences

<i>Deferred tax benefit / (charge) arising from origination or reversal of temporary differences</i>	Current Period	Prior Period
Arising from Origination of Deductible Temporary Differences (+)	1,744	911
Arising from Reversal of Deductible Temporary Differences (-)	(317)	(5,101)
Arising from Origination of Taxable Temporary Differences (-)	(10,627)	(2,488)
Arising from Reversal of Taxable Temporary Differences (+)	598	265
Arising from Origination of Financial Losses (+)	--	--
Arising from Reversal of Financial Losses (-)	--	--
Arising from Origination of Tax Deductions and Exemptions (+)	--	--
Arising from Reversal of Tax Deductions and Exemptions (-)	--	--
Total	(8,602)	(6,413)
Provision	--	--
Net deferred tax	(8,602)	(6,413)

FİBABANKA A.Ş. AND ITS SUBSIDIARY
NOTES TO THE CONSOLIDATED FINANCIAL STATEMENTS FOR THE PERIOD OF
1 JANUARY – 30 SEPTEMBER 2015

(Amounts expressed in thousands of Turkish Lira (TL) unless otherwise stated.)

9.3 *Deferred tax benefit / (charge) arising from temporary differences, tax losses or unused tax credits*

Sources of deferred tax benefit/charge	Current Period	Prior Period
Arising from Origination (+)/ Reversal (-) of Deductible Temporary Differences	1,427	(4,190)
Arising from Origination (-)/ Reversal (+) of Taxable Temporary Differences	(10,029)	(2,223)
Arising from Origination (+)/ Reversal (-) of Tax Losses	--	--
Arising from Origination (+)/ Reversal (-) of Unused Tax Credits	--	--
Total	(8,602)	(6,413)
Provision	--	--
Net deferred tax income/(expense)	(8,602)	(6,413)

10. Information on profit/loss from continued and discontinued operations

Not prepared in compliance with the Article 25 of the communique “Financial Statements and Related Disclosures and Footnotes to be Announced to Public by Banks”.

11. Information on net profit/loss for the period

11.1 *The nature and amount of certain income and expense items from ordinary operations is disclosed if the disclosure for nature, amount and repetition rate of such items is required for the complete understanding of the Bank's performance for the period*

In the current and prior periods, the Group's income from ordinary banking transactions is interest income from loans and marketable securities and other banking service income. Main expenses are interest expense on deposits and similar debt items which are funding resources of loans and marketable securities.

11.2 *Changes in estimations made by the Bank with respect to the financial statement items do not have a material effect on profit/loss.*

11.3 *As there is no minority share in shareholders' equity, there is no profit or loss attributable to the minority shares.*

12. If “other” lines of the income statement exceeds 10% of the period profit/loss, information on components making up at least 20% of “other” items

Current period “fees and commissions income” majorly comprised of transfer commissions, insurance commissions, investment fund commissions, credit cards commissions and account maintenance fee.

Current period “fees and commissions expense” majorly comprised of borrowing commissions, commissions to correspondent banks and commission on issuance of securities.

FİBABANKA A.Ş. AND ITS SUBSIDIARY
NOTES TO THE CONSOLIDATED FINANCIAL STATEMENTS FOR THE PERIOD OF
1 JANUARY – 30 SEPTEMBER 2015

(Amounts expressed in thousands of Turkish Lira (TL) unless otherwise stated.)

V. Explanations and disclosures on the risk group of the Parent Bank

1. Information on the volume of transactions with the Bank’s risk group, lending and deposits outstanding at period end and income and expenses in the current period

1.1 Current Period

Bank’s Risk Group (*)	Associates, Subsidiaries and Joint-Ventures		Bank’s Direct and Indirect Shareholder		Other Real Persons and Legal Entities in Risk Group	
	Cash	Non-Cash	Cash	Non-Cash	Cash	Non-Cash
	Loans and Other Receivables (**)					
Balance at the Beginning of the Period	--	--	--	20	770	15,000
Balance at the End of the Period	--	--	--	20	3,224	20,426
Interest and Commission Income Received	--	--	--	--	97	103

(*) Described in article 49 of the Banking Act No: 5411.

(**) Includes all transactions accepted as loans in article 48 of the Banking Act No: 5411.

Prior Period

Bank’s Risk Group (*)	Associates, Subsidiaries and Joint-Ventures		Bank’s Direct and Indirect Shareholder		Other Real Persons and Legal Entities in Risk Group	
	Cash	Non-Cash	Cash	Non-Cash	Cash	Non-Cash
	Loans and Other Receivables					
Balance at the Beginning of the Period	--	--	--	87	2,475	18,736
Balance at the End of the Period	--	--	--	20	770	15,000
Interest and Commission Income Received	--	--	--	--	181	72

(*) Described in article 49 of the Banking Act No: 5411.

1.2 Information on deposits of the Bank’s risk group

Bank’s Risk Group (*)	Associates, Subsidiaries and Joint-Ventures		Bank’s Direct and Indirect Shareholder		Other Real Persons and Legal Entities in Risk Group	
	Current Period	Prior Period	Current Period	Prior Period	Current Period	Prior Period
	Deposits					
Balance at the Beginning of the Period	--	--	31,138	16,769	161,257	79,203
Balance at the End of the Period	--	--	22,844	31,138	192,710	161,258
Deposit Interest Expense	--	--	2,416	585	10,796	7,577

(*) Described in article 49 of the Banking Act No: 5411.

1.3 Information on funds obtained from the Parent Bank’s risk group

As of 31 December 2014, subordinated loan amount obtained from the Bank’s Direct and Indirect Shareholders is TL 116,677 and funds (repo) obtained from other real persons and legal entities in risk group is 30,858 TL. As of 30 September 2015, funds obtained from other real persons and legal entities in risk group is TL 16,816.

FİBABANKA A.Ş. AND ITS SUBSIDIARY
NOTES TO THE CONSOLIDATED FINANCIAL STATEMENTS FOR THE PERIOD OF
1 JANUARY – 30 SEPTEMBER 2015

(Amounts expressed in thousands of Turkish Lira (TL) unless otherwise stated.)

1.4 Information on forward and option agreements and similar agreements made with Bank's risk group

Bank's Risk Group (*)	Associates, Subsidiaries and Joint-Ventures		Bank's Direct and Indirect Shareholder		Other Real Persons and Legal Entities in Risk Group	
	Current Period	Prior Period	Current Period	Prior Period	Current Period	Prior Period
	Financial Assets at Fair Value Through Profit and Loss:					
Balance at the Beginning of the Period	--	--	--	--	76,728	146,863
Balance at the End of the Period	--	--	--	--	357,169	76,728
Total Income/Loss	--	--	--	--	2.256	1,440
Transactions for Hedging Purposes:						
Balance at the Beginning of the Period	--	--	--	--	--	--
Balance at the End of the Period	--	--	--	--	--	--
Total Income/Loss	--	--	--	--	--	--

(*) As described in the Article 49 of Banking Act no.5411.

2. Information on transactions with the Parent Bank's risk group

2.1 Relations with entities in the risk group of / or controlled by the Bank regardless of the nature of relationship among the parties

The terms of related party transactions are equivalent to those that prevail in arm's length transactions only if such terms can be substantiated regarding the limits exposed by the Banking Act. Adopted Bank policy is that assets and liabilities will not be dominated by the risk group and the balances with the risk group will have a reasonable share in the total balance sheet.

2.2 In addition to the structure of the relationship, type of transaction, amount, and share in total transaction volume, amount of significant items, and share in all items, pricing policy and other

As of 30 September 2015, the ratio of the loans and other receivables used by the entities of risk group to total loans and receivables is 0.05% and the ratio of the deposits of entities of risk group to total deposits is 3.69%.

In current period benefits provided to the key management of the Group is TL 6,115 (1 January – 30 September 2014: TL 4,232).

2.3 Total of similar type of transactions together, unless a separate disclosure is required to present the effect of the transactions on financial statements

None.

2.4 Transactions accounted for under equity method

None.

2.5 Explanations on purchase and sale of real estate and other assets, sales and purchases of services, agency contracts, finance lease agreements, transfer of data obtained from research and development, licensing agreements, financing (including loans and cash and in-kind capital support), guarantees and promissory notes, and management contracts

None.

FİBABANKA A.Ş. AND ITS SUBSIDIARY
NOTES TO THE CONSOLIDATED FINANCIAL STATEMENTS FOR THE PERIOD OF
1 JANUARY – 30 SEPTEMBER 2015

(Amounts expressed in thousands of Turkish Lira (TL) unless otherwise stated.)

VI. Explanations on the Parent Bank’s domestic, foreign, off-shore branches or investments in associates and foreign representative offices

1. Information related to the Bank’s domestic and foreign branch and representatives

	Number	Number of Employees			
Domestic Branch	67	1,281			
			Country of Incorporations		
Foreign Representation Office			1-		
			2-		
			3-		
				Total Assets	Statutory Share Capital
Foreign Branch			1-		
			2-		
			3-		
Off-shore Banking Region Branches			1-		
			2-		
			3-		

Information on consolidated domestic financial subsidiaries

	Number of Employees	Total Assets	Legal Capital
Fiba Portföy A.Ş.	6	5,419	5,312

VII. Events after balance sheet date

Fibabanka signed Subscription Agreements with International Finance Corporation (“IFC”) and European Bank for Reconstruction and Development (“EBRD”) in October 2015 which will enable each institution to be the shareholder of the Bank via capital increase at a rate of 9.95% and total of 19.90% share after legal procedure is completed.

FİBABANKA A.Ş. AND ITS SUBSIDIARY
NOTES TO THE CONSOLIDATED FINANCIAL STATEMENTS FOR THE PERIOD OF
1 JANUARY – 30 SEPTEMBER 2015

(Amounts expressed in thousands of Turkish Lira (TL) unless otherwise stated.)

SECTION SIX

OTHER EXPLANATIONS ON THE OPERATIONS OF THE PARENT BANK

None.

SECTION SEVEN

EXPLANATIONS ON AUDITORS' LIMITED REVIEW REPORT

I. Explanations on the auditors' review report

The Bank's publicly available consolidated financial statements and footnotes have been limited reviewed by DRT Bağımsız Denetim ve Serbest Muhasebeci Mali Müşavirlik A.Ş. (Member of Deloitte Touche Tohmatsu Limited) and the independent auditors' limited review report is presented in front of the financial statements.

II. Other footnotes and explanations prepared by the independent auditors

None.