

FİBABANKA A.Ş.

**LIMITED REVIEW REPORT,
UNCONSOLIDATED FINANCIAL
STATEMENTS AND FOOTNOTES
FOR THE INTERIM PERIOD OF
1 JANUARY - 30 JUNE 2012**

To the Board of Directors of
Fibabanka A.Ş.
İstanbul

FİBABANKA A.Ş.

**INDEPENDENT AUDITORS' LIMITED REVIEW REPORT
FOR THE PERIOD ENDED 30 JUNE 2012**

We have reviewed the accompanying balance sheet of Fibabanka A.Ş. ("the Bank") as at 30 June 2012 and the related statements of income, changes in shareholders' equity and cash flows for the period then ended. These financial statements are the responsibility of the Bank's management. As independent accountants our responsibility is to issue a report based on the review performed on these financial statements.

We conducted our review in accordance with the accounting rules and policies, and the accounting and auditing standards, set out as per the Banking Act No: 5411. Those standards require that we plan and perform the review to obtain limited assurance as to whether the financial statements are free of material misstatement. A review is principally limited to reviewing financial statements by applying analytical procedures, inquiring as to the integrity of the financial statements and making inquiries of management to obtain information; it is substantially less in scope than an audit and therefore provides a lesser assurance. We have not performed an audit and accordingly we do not express an audit opinion.

Based on our review, nothing has come to our attention that causes us to believe that the accompanying financial statements do not give a true and fair view of the financial position of Fibabanka A.Ş. as at 30 June 2012, the results of its operations and its cash flows for the period then ended in accordance with the prevailing accounting principles and standards set out as per the Article No: 37 of the Banking Act No: 5411, and other regulations, communiqués and circulars in respect of accounting and financial reporting and pronouncements made by Banking Regulation and Supervision Agency.

Additional paragraph for English translation:

The effect of the differences between the accounting principles summarized in Section 3 and the accounting principles generally accepted in countries in which the accompanying financial statements are to be distributed and International Financial Reporting Standards (IFRS) have not been quantified and reflected in the accompanying financial statements. The accounting principles used in the preparation of the accompanying financial statements differ materially from IFRS. Accordingly, the accompanying financial statements are not intended to present the Bank's financial position and results of its operations in accordance with accounting principles generally accepted in such countries of users of the financial statements and IFRS.

DRT BAĞIMSIZ DENETİM VE SERBEST MUHASEBECİ MALİ MÜŞAVİRLİK A.Ş.
Member of **DELOITTE TOUCHE TOHMATSU LIMITED**



Hasan Kılıç
Partner

İstanbul, 20 July 2012



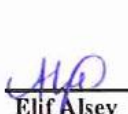
THE UNCONSOLIDATED FINANCIAL REPORT OF FİBABANKA A.Ş. FOR THE SIX MONTH PERIOD ENDED 30 JUNE 2012

Address : Emirhan Cad. Barbaros Plaza İş Merkezi
No: 113 Dikilitaş/Beşiktaş 34349 İstanbul
Telephone : (212) 381 82 00
Fax : (212) 258 37 78
Web Site : www.fibabanka.com.tr
Contact E-Mail : alper.cilekar@fibabanka.com.tr

The unconsolidated financial report for the six months designed by the Banking Regulation and Supervision Agency in line with Communiqué on Financial Statements to be Publicly Announced and the Related Policies and Disclosures consists of the sections listed below:

- GENERAL INFORMATION ABOUT THE BANK
- UNCONSOLIDATED INTERIM FINANCIAL STATEMENTS OF THE BANK
- EXPLANATIONS ON THE CORRESPONDING ACCOUNTING POLICIES APPLIED IN THE RELATED PERIOD
- INFORMATION ON FINANCIAL STRUCTURE OF THE BANK
- EXPLANATORY DISCLOSURES AND FOOTNOTES ON UNCONSOLIDATED FINANCIAL STATEMENTS
- OTHER DISCLOSURES
- LIMITED REVIEW REPORT

The unconsolidated financial statements and the explanatory footnotes and disclosures for the six months, unless otherwise indicated, are prepared in **thousands of Turkish Lira**, in accordance with the Communiqué on Banks' Accounting Practice and Maintaining Documents, Turkish Accounting Standards, Turkish Financial Reporting Standards, related communiqués and the Banks' records, have been independently reviewed and presented as attached.

					
Hüsnü Mustafa Özyeğin	Fevzi Bozer	Faik Onur Umut	Bekir Dildar	Elif Alsev Utku Özbey	Ayşe Akdaş
Chairman of Board of Directors	Member of the Audit Committee	Member of the Audit Committee	General Manager	Assistant General Manager	Finance Department Head

Information related to personnel to whom questions related to this financial report may be directed.

Name-Surname/Title : Ayşe Akdaş / Finance Department Head
Telephone Number : (212) 381 84 88
Fax Number : (212) 258 37 78

SECTION ONE**General Information**

I.	History of the Bank Including Its Incorporation Date, Initial Status and Amendments to the Initial Status	1
II.	Shareholder Structure, Shareholders Having Direct or Indirect, Joint or Individual Control Over the Management and Internal Audit of the Bank, Changes in Shareholder Structure During the Current Period, if any and Information on the Bank's Risk Group	1
III.	Explanations Regarding the Shares of the Bank Owned by and Areas of Responsibility of the Chairman and the Members of Board of Directors, Audit Committee Members, Chief Executive Officer, Executive Vice Presidents	2
IV.	Individuals and Institutions That Have Qualified Shares in the Bank	2
V.	Summary Information on the Bank's Services and Activity Areas	2
VI.	Other Information	3

SECTION TWO**Financial Statements**

I.	Balance Sheet	4
II.	Statement of Off-Balance Sheet Contingencies and Commitments	6
III.	Statement of Income	7
IV.	Statement of Income and Expense Accounted under Shareholders' Equity	8
V.	Statement of Changes in Shareholders' Equity	9
VI.	Statement of Cash Flows	10

SECTION THREE**Accounting Policies**

I.	Explanations on the Basis of Presentation	11
II.	Explanations on the Usage Strategy of Financial Instruments and on Foreign Currency Transactions	11
III.	Explanations on Forward Transactions, Option and Derivative Instruments	12
IV.	Explanations on Interest Income and Expenses	13
V.	Explanations on Fee and Commission Income and Expenses	13
VI.	Explanations on Financial Assets	13
VII.	Explanations on Impairment of Financial Assets	14
VIII.	Explanations on Offsetting Financial Instruments	14
IX.	Explanations on Sale and Repurchase Agreements and Securities Lending Transactions	14
X.	Explanations on Non-current Assets Held for Sale and Discontinued Operations and Related Liabilities	15
XI.	Explanations on Goodwill and Other Intangible Assets	15
XII.	Explanations on Tangible Assets	15
XIII.	Explanations on Leasing Transactions	16
XIV.	Explanations on Provisions and Contingent Liabilities	16
XV.	Explanations on Contingent Assets	16
XVI.	Explanations on Liabilities for Employee Benefits	16
XVII.	Explanations on Taxation	17
XVIII.	Additional Explanations on Borrowings	18
XIX.	Explanations on Share Certificates Issued	18
XX.	Explanations on Bank Acceptances and Bills of Guarantee	18
XXI.	Explanations on Government Incentives	18
XXII.	Explanations on Segment Reporting	19
XXIII.	Other Matters	19

SECTION FOUR**Information on Financial Structure**

I.	Explanations on Capital Adequacy Standard Ratio	20
II.	Explanations on Credit Risk	23
III.	Explanations on Market Risk	23
IV.	Explanations on Operational Risk	24
V.	Explanations on Currency Risk	24
VI.	Explanations on Interest Rate Risk	26
VII.	Explanations on Liquidity Risk	29
VIII.	Explanations on Presentation of Financial Assets and Liabilities at Fair Value	31
IX.	Explanations on Transactions Carried out on Behalf of Other Parties and Fiduciary Assets	31

SECTION FIVE**Explanations and Notes to the Financial Statements**

I.	Explanations and Disclosures Related to the Assets	32
II.	Explanations and Disclosures Related to the Liabilities	41
III.	Explanations and Disclosures Related to the Off-Balance Sheet Contingencies and Commitments	47
IV.	Explanations and Disclosures Related to the Income Statement	49
V.	Explanations and Disclosures Related to the Statements of Changes in Shareholders' Equity	52
VI.	Explanations and Disclosures Related to the Statement of Cash Flows	52
VII.	Explanations on the Risk Group of the Bank	53
VIII.	Explanations on the Bank's Domestic, Foreign, Off-shore Branches or Investments in Associates and Foreign Representative Offices	55
IX.	Events after Balance Sheet Date	55

SECTION SIX**Other Explanations**

I.	Explanations on Activities of the Bank	56
----	--	----

SECTION SEVEN**Independent Auditor's Limited Review Report**

I.	Explanations on the Independent Auditor's Review Report	56
II.	Other Footnotes and Explanations Prepared by the Independent Auditors	56

SECTION ONE

GENERAL INFORMATION

I. History of the Bank Including Its Incorporation Date, Initial Status and Amendments to the Initial Status

On 21 December 2001, Share Transfer Agreement was signed with Novabank S.A. for the sale of all shares of Sitebank A.Ş. under the control of SDIF and the sale transaction was approved by the decision of BRSA No: 596 on 16 January 2002.

In the General Assembly held on 4 March 2003, the name of Sitebank A.Ş. was amended as BankEuropa Bankası A.Ş..

In the extraordinary General Assembly held on 28 November 2006, the name of Bank Europa Bankası A.Ş. was amended as Millennium Bank A.Ş.

On 10 February 2010, Banco Commercial Portugues S.A. and Credit Europe Bank N.V., which is an affiliate of Fiba Group, signed a share purchase agreement to transfer 95% of the Bank's shares to Credit Europe Bank N.V. and the legal approval process has been completed as of 27 December 2010. Credit Europe Bank N.V. is 100% owned by Credit Europe Group N.V. which is a banking group incorporated in Netherlands and an affiliate of Fiba Holding A.Ş..

In the extraordinary General Assembly held on 25 April 2011 the name of Millennium Bank A.Ş. has been amended as Fibabanka A.Ş. ("the Bank").

II. Shareholder Structure, Shareholders Having Direct or Indirect, Joint or Individual Control Over the Management and Internal Audit of the Bank, Changes in Shareholder Structure During the Current Period, if any and Information on the Bank's Risk Group

The Bank's paid in capital; which was TL 325,000 as of 31 December 2011; was increased to TL 426,650 and registered on 26 January 2012 after the Extraordinary General Meeting held on 26 January 2012 following the approval of BRSA; increase of TL 101,650 was paid by the shareholders within the last quarter of year 2011 but accounted for under "Sundry Creditors" account as the BRSA approval procedures were not yet completed as of 31 December 2011. After the capital increase, the share of Credit Europe Bank N.V. which was 96.9% increased to 97.6% and the share of Banco Comercial Portugues S.A decreased to 2.4% from 3.1%.

As of 30 June 2012, the Bank's paid in capital is TL 426,650. As of 30 June 2012 the number of issued shares of the Bank is 42,665,010,000 with a TL 0.01 (full TL) nominal value per share.

NOTES TO THE FINANCIAL STATEMENTS FOR THE PERIOD ENDED 30 JUNE 2012

(Amounts expressed in thousands of Turkish Lira -TL)

III. Explanations Regarding the Shares of the Bank Owned by and Areas of Responsibility of the Chairman and the Members of Board of Directors, Audit Committee Members, Chief Executive Officer, Executive Vice Presidents

<u>Name Surname</u>	<u>Title</u>	<u>Shares Owned</u>	<u>Date</u>
<i>Board of Directors</i>			
Hüsnü Mustafa Özyeğin	Chairman	--	27 December 2010
Fevzi Bozer	Deputy Chairman	--	27 December 2010
M. Erhan Polat	Member	--	27 December 2010
Mehmet Güleşçi	Member	--	27 December 2010
Faik Onur Umut	Member	--	27 December 2010
Enver Murat Başbay	Member	--	27 December 2010
Umut Bayoğlu	Member	--	26 January 2012
Bekir Dildar	Member-General Manager*	--	27 December 2010
<i>Audit Committee</i>			
Fevzi Bozer	Member	--	27 December 2010
Faik Onur Umut	Member	--	27 December 2010
<i>Assistant General Managers</i>			
Ahmet İlerigelen	Assistant General Manager	--	7 January 2011
Ali Murat Dinç	Assistant General Manager	--	7 January 2011
Elif Alsev Utku Özbey	Assistant General Manager	--	7 January 2011
Adem Aykın	Assistant General Manager	--	1 July 2011
Esra Osmanağaoğlu	Assistant General Manager	--	29 February 2012

(*) Bekir Dildar was appointed as the General Manager on 7 January 2011.

IV. Individuals and Institutions That Have Qualified Shares in the Bank

Credit Europe Bank N.V owns 97,6% of 42,665,010,000 shares of the Bank, which is owned by a banking group, Credit Europe Group N.V. 100%, incorporated in Netherlands and an affiliate of Fiba Holding A.Ş.

<u>Name Surname/ Commercial Title</u>	<u>Share Amount (Nominal)</u>	<u>Share Ratios</u>	<u>Paid in Capital (Nominal)</u>	<u>Unpaid Shares</u>
Credit Europe Bank N.V.	416,523	97.6%	416,523	--
Credit Europe Group N.V.	416,523	97.6%	416,523	--
Fiba Holding	395,697	92.7%	395,697	--
Hüsnü Mustafa Özyeğin	366,693	85.9%	366,693	--

V. Summary Information on the Bank's Services and Activity Areas

The Bank was incorporated as a foreign bank authorized for customer deposit acceptance and the Head Office of the Bank is located in Istanbul, Turkey. As of 30 June 2012, the Bank serves with 25 domestic branches and 525 employees.

FİBABANKA A.Ş.

NOTES TO THE FINANCIAL STATEMENTS FOR THE PERIOD ENDED 30 JUNE 2012

(Amounts expressed in thousands of Turkish Lira -TL)

VI. Other Information

The Bank's Commercial Title:	Fibabanka Anonim Şirketi
The Bank's General Directorate Address:	Emirhan Cad. Barbaros Plaza İş Merkezi No:113 Dikilitaş/Beşiktaş İstanbul
The Bank's Phone and Fax Numbers:	Telephone: (0212) 381 82 00 Fax : (0212) 258 37 78
The Bank's Web Site Address:	www.fibabanka.com.tr
The Bank's E-Mail Address:	malikontrol@fibabanka.com.tr
Reporting Period:	1 January 2012 – 30 June 2012

The financial statements, related disclosures and notes in this report are prepared, unless otherwise indicated, in thousands of Turkish Lira (TL).

SECTION TWO
UNCONSOLIDATED FINANCIAL STATEMENTS

FİBABANKA A.Ş.
UNCONSOLIDATED BALANCE SHEET (STATEMENT OF FINANCIAL POSITION)
AS OF 30 JUNE 2012
(Amounts expressed in thousands of Turkish Lira ("TL") unless otherwise stated.)

ASSETS	Note	CURRENT PERIOD (30/06/2012)			PRIOR PERIOD (31/12/2011)		
		TL	FC	Total	TL	FC	Total
I. CASH AND BALANCES WITH THE CENTRAL BANK	(5.1.1)	49.273	174.414	223.687	77.703	165.682	243.385
II. FINANCIAL ASSETS AT FAIR VALUE THROUGH PROFIT AND LOSS (Net)	(5.1.2)	37.568	2.846	40.414	41.931	12.201	54.132
2.1 Financial Assets Held for Trading		37.568	2.846	40.414	41.931	12.201	54.132
2.1.1 Government Debt Securities		18.544	2.159	20.703	25.189	2.693	27.882
2.1.2 Share Certificates		-	-	-	-	-	-
2.1.3 Derivative Financial Assets Held for Trading		19.024	687	19.711	16.742	1.071	17.813
2.1.4 Other Marketable Securities		-	-	-	-	8.437	8.437
2.2 Financial Assets Classified at Fair Value Through Profit and Loss		-	-	-	-	-	-
2.2.1 Government Debt Securities		-	-	-	-	-	-
2.2.2 Share Certificates		-	-	-	-	-	-
2.2.3 Loans		-	-	-	-	-	-
2.2.4 Other Marketable Securities		-	-	-	-	-	-
III. BANKS	(5.1.3)	123	35.783	35.906	122	18.781	18.903
IV. MONEY MARKET PLACEMENTS		-	-	-	-	-	-
4.1 Interbank Money Market Placements		-	-	-	-	-	-
4.2 Istanbul Stock Exchange Money Market Placements		-	-	-	-	-	-
4.3 Receivables from Reverse Repurchase Agreements		-	-	-	-	-	-
V. FINANCIAL ASSETS AVAILABLE FOR SALE (Net)	(5.1.4)	8.932	11.606	20.538	-	15.844	15.844
5.1 Share Certificates		5.960	14	5.974	-	14	14
5.2 Government Debt Securities		2.972	-	2.972	-	-	-
5.3 Other Marketable Securities		-	11.592	11.592	-	15.830	15.830
VI. LOANS	(5.1.5)	1.915.266	739.220	2.654.486	1.434.374	672.303	2.106.677
6.1 Loans		1.900.869	739.220	2.640.089	1.422.733	672.303	2.095.036
6.1.1 Loans to the Bank's Risk Group		-	-	-	-	-	-
6.1.2 Government Debt Securities		-	-	-	-	-	-
6.1.3 Other		1.900.869	739.220	2.640.089	1.422.733	672.303	2.095.036
6.2 Non-Performing Loans		22.496	-	22.496	16.368	-	16.368
6.3 Specific Provisions (-)		8.099	-	8.099	4.727	-	4.727
VII. FACTORING RECEIVABLES		-	-	-	-	-	-
VIII. INVESTMENTS HELD TO MATURITY (Net)	(5.1.6)	-	-	-	-	-	-
8.1 Government Debt Securities		-	-	-	-	-	-
8.2 Other Marketable Securities		-	-	-	-	-	-
IX. INVESTMENTS IN ASSOCIATES (Net)	(5.1.7)	-	-	-	-	-	-
9.1 Associates Accounted for Using the Equity Method		-	-	-	-	-	-
9.2 Unconsolidated Associates		-	-	-	-	-	-
9.2.1 Financial Associates		-	-	-	-	-	-
9.2.2 Non-Financial Associates		-	-	-	-	-	-
X. INVESTMENTS IN SUBSIDIARIES (Net)	(5.1.8)	-	-	-	-	-	-
10.1 Unconsolidated Financial Subsidiaries		-	-	-	-	-	-
10.2 Unconsolidated Non-Financial Subsidiaries		-	-	-	-	-	-
XI. JOINTLY CONTROLLED ENTITIES (JOINT VENTURES) (Net)	(5.1.9)	-	-	-	-	-	-
11.1 Jointly Controlled Entities Accounted for Using the Equity Method		-	-	-	-	-	-
11.2 Unconsolidated Jointly Controlled Entities		-	-	-	-	-	-
11.2.1 Jointly Controlled Financial Entities		-	-	-	-	-	-
11.2.2 Jointly Controlled Non-Financial Entities		-	-	-	-	-	-
XII. LEASE RECEIVABLES	(5.1.10)	-	-	-	-	-	-
12.1 Finance Lease Receivables		-	-	-	-	-	-
12.2 Operating Lease Receivables		-	-	-	-	-	-
12.3 Other		-	-	-	-	-	-
12.4 Unearned Income (-)		-	-	-	-	-	-
XIII. DERIVATIVE FINANCIAL ASSETS FOR HEDGING PURPOSES	(5.1.11)	-	-	-	-	-	-
13.1 Fair Value Hedge		-	-	-	-	-	-
13.2 Cash Flow Hedge		-	-	-	-	-	-
13.3 Net Foreign Investment Hedge		-	-	-	-	-	-
XIV. TANGIBLE ASSETS (Net)	(5.1.12)	12.244	-	12.244	11.663	-	11.663
XV. INTANGIBLE ASSETS (Net)	(5.1.13)	7.192	-	7.192	6.074	-	6.074
15.1 Goodwill		-	-	-	-	-	-
15.2 Other		7.192	-	7.192	6.074	-	6.074
XVI. INVESTMENT PROPERTY (Net)	(5.1.14)	-	-	-	-	-	-
XVII. TAX ASSETS		13.718	-	13.718	20.472	-	20.472
17.1 Current Tax Asset		2	-	2	-	-	-
17.2 Deferred Tax Asset		13.716	-	13.716	20.472	-	20.472
XVIII. ASSETS HELD FOR SALE AND DISCONTINUED OPERATIONS (Net)	(5.1.16)	5.984	-	5.984	6.270	-	6.270
18.1 Held for Sale		5.984	-	5.984	6.270	-	6.270
18.2 Discontinued Operations		-	-	-	-	-	-
XIX. OTHER ASSETS	(5.1.17)	7.480	256	7.736	3.141	188	3.329
TOTAL ASSETS		2.057.780	964.125	3.021.905	1.601.750	884.999	2.486.749

The accompanying notes form an integral part of these financial statements.

FİBABANKA A.Ş.
UNCONSOLIDATED BALANCE SHEET (STATEMENT OF FINANCIAL POSITION)
AS OF 30 JUNE 2012

(Amounts expressed in thousands of Turkish Lira ("TL") unless otherwise stated.)

LIABILITIES	Note	CURRENT PERIOD (30/06/2012)			PRIOR PERIOD (31/12/2011)		
		TL	FC	Total	TL	FC	Total
I. DEPOSITS	(5.II.1)	1.476.876	620.159	2.097.035	1.518.503	532.002	2.050.505
1.1 Deposits from the Bank's Risk Group		31.129	12.359	43.488	88.806	6.397	95.203
1.2 Other		1.445.747	607.800	2.053.547	1.429.697	525.605	1.955.302
II. DERIVATIVE FINANCIAL LIABILITIES HELD FOR TRADING	(5.II.2)	17.487	699	18.186	15.371	944	16.315
III. FUNDS BORROWED	(5.II.3)	1.887	327.883	329.770	1.115	28.641	29.756
IV. MONEY MARKET FUNDS		12.625	-	12.625	6.831	-	6.831
4.1 Interbank Money Market Funds		-	-	-	-	-	-
4.2 Istanbul Stock Exchange Money Market Funds		-	-	-	-	-	-
4.3 Funds Provided Under Repurchase Agreements		12.625	-	12.625	6.831	-	6.831
V. MARKETABLE SECURITIES ISSUED (Net)	(5.II.4)	144.397	-	144.397	-	-	-
5.1 Bills		144.397	-	144.397	-	-	-
5.2 Asset-backed Securities		-	-	-	-	-	-
5.3 Bonds		-	-	-	-	-	-
VI. FUNDS		-	-	-	-	-	-
6.1 Borrower Funds		-	-	-	-	-	-
6.2 Other		-	-	-	-	-	-
VII. SUNDRY CREDITORS		5.295	4.879	10.174	104.028	1.768	105.796
VIII. OTHER LIABILITIES		11.099	1.869	12.968	9.317	3.026	12.343
IX. FACTORING PAYABLES		-	-	-	-	-	-
X. LEASE PAYABLES (Net)	(5.II.5)	-	-	-	-	-	-
10.1 Finance Lease Payables		-	-	-	-	-	-
10.2 Operating Lease Payables		-	-	-	-	-	-
10.3 Other		-	-	-	-	-	-
10.4 Deferred Finance Lease Expenses (-)		-	-	-	-	-	-
XI. DERIVATIVE FINANCIAL LIABILITIES FOR HEDGING PURPOSES	(5.II.6)	-	-	-	-	-	-
11.1 Fair Value Hedge		-	-	-	-	-	-
11.2 Cash Flow Hedge		-	-	-	-	-	-
11.3 Net Foreign Investment Hedge		-	-	-	-	-	-
XII. PROVISIONS	(5.II.7)	32.698	-	32.698	25.938	-	25.938
12.1 General Loan Loss Provision		28.436	-	28.436	22.753	-	22.753
12.2 Provision for Restructuring		-	-	-	-	-	-
12.3 Reserves for Employee Benefits		2.502	-	2.502	2.010	-	2.010
12.4 Insurance Technical Reserves (Net)		-	-	-	-	-	-
12.5 Other Provisions		1.760	-	1.760	1.175	-	1.175
XIII. TAX LIABILITY	(5.II.8)	7.744	-	7.744	6.012	-	6.012
13.1 Current Tax Liability		7.744	-	7.744	6.012	-	6.012
13.2 Deferred Tax Liability		-	-	-	-	-	-
XIV. PAYABLES RELATED TO ASSETS HELD FOR SALE AND DISCONTINUED OPERATIONS	(5.II.9)	-	-	-	-	-	-
14.1 Held for Sale		-	-	-	-	-	-
14.2 Discontinued Operations		-	-	-	-	-	-
XV. SUBORDINATED LOANS	(5.II.10)	-	-	-	-	-	-
XVI. SHAREHOLDERS' EQUITY	(5.II.11)	356.613	(305)	356.308	234.980	(1.727)	233.253
16.1 Paid-in Capital		426.650	-	426.650	325.000	-	325.000
16.2 Capital Reserves		27.050	(305)	26.745	26.918	(1.727)	25.191
16.2.1 Share premium		-	-	-	-	-	-
16.2.2 Share Cancellation Profits		-	-	-	-	-	-
16.2.3 Marketable Securities Revaluation Reserve		132	(305)	(173)	-	(1.727)	(1.727)
16.2.4 Tangible Assets Revaluation Reserve		9.502	-	9.502	9.502	-	9.502
16.2.5 Intangible Assets Revaluation Reserve		-	-	-	-	-	-
16.2.6 Investment Property Revaluation Reserve		-	-	-	-	-	-
16.2.7 Bonus Shares Obtained from Associates, Subsidiaries and Jointly Controlled Entities (Joint Ventures)		-	-	-	-	-	-
16.2.8 Hedge Funds (Effective Portion)		-	-	-	-	-	-
16.2.9 Accumulated Revaluation Reserves on Assets Held for Sale and Discontinued Operations		-	-	-	-	-	-
16.2.10 Other Capital Reserves		17.416	-	17.416	17.416	-	17.416
16.3 Profit Reserves		-	-	-	-	-	-
16.3.1 Legal Reserves		-	-	-	-	-	-
16.3.2 Statutory Reserves		-	-	-	-	-	-
16.3.3 Extraordinary Reserves		-	-	-	-	-	-
16.3.4 Other Profit Reserves		-	-	-	-	-	-
16.4 Profit or Loss		(97.087)	-	(97.087)	(116.938)	-	(116.938)
16.4.1 Prior Years' Profit/Loss		(116.938)	-	(116.938)	(122.125)	-	(122.125)
16.4.2 Current Year Profit/Loss		19.851	-	19.851	5.187	-	5.187
16.5 Minority Interest	(5.II.12)	-	-	-	-	-	-
TOTAL LIABILITIES AND EQUITY		2.066.721	955.184	3.021.905	1.922.095	564.654	2.486.749

The accompanying notes form an integral part of these financial statements.

FİBABANK A.Ş.
UNCONSOLIDATED OFF-BALANCE SHEET COMMITMENTS
AS OF 30 JUNE 2012
(Amounts expressed in thousands of Turkish Lira ("TL") unless otherwise stated.)

	Note	CURRENT PERIOD (30/06/2012)			PRIOR PERIOD (31/12/2011)		
		TL	FC	Total	TL	FC	Total
A. OFF-BALANCE SHEET CONTINGENCIES AND COMMITMENTS (I+II+III)		1.158.340	3.415.755	4.574.095	1.298.133	3.432.746	4.730.879
I. GUARANTEES AND SURETYSHIPS	(5.III.2)	88.040	128.619	216.659	83.638	144.738	228.376
1.1. Letters of Guarantee		88.040	93.233	181.273	83.638	97.565	181.203
1.1.1. Guarantees Subject to State Tender Law		-	-	-	-	-	-
1.1.2. Guarantees Given for Foreign Trade Operations		-	-	-	-	-	-
1.1.3. Other Letters of Guarantee		88.040	93.233	181.273	83.638	97.565	181.203
1.2. Bank Loans		-	6.426	6.426	-	-	-
1.2.1. Import Letters of Acceptance		-	-	-	-	-	-
1.2.2. Other Bank Acceptances		-	6.426	6.426	-	-	-
1.3. Letters of Credit		-	28.960	28.960	-	47.173	47.173
1.3.1. Documentary Letters of Credit		-	-	-	-	-	-
1.3.2. Other Letters of Credit		-	28.960	28.960	-	47.173	47.173
1.4. Prefinancing Given as Guarantee		-	-	-	-	-	-
1.5. Endorsements		-	-	-	-	-	-
1.5.1. Endorsements to the Central Bank of Turkey		-	-	-	-	-	-
1.5.2. Other Endorsements		-	-	-	-	-	-
1.6. Purchase Guarantees for Securities Issued		-	-	-	-	-	-
1.7. Factoring Guarantees		-	-	-	-	-	-
1.8. Other Guarantees		-	-	-	-	-	-
1.9. Other Suretyships		-	-	-	-	-	-
II. COMMITMENTS	(5.III.1)	278.536	842.872	1.121.408	82.947	472.433	555.380
2.1. Irrevocable Commitments		278.536	842.872	1.121.408	82.947	472.433	555.380
2.1.1. Forward asset purchase commitments		44.105	842.872	886.977	20.929	472.433	493.362
2.1.2. Forward Deposit Purchase and Sales Commitments		-	-	-	-	-	-
2.1.3. Share Capital Commitment to Associates and Subsidiaries		-	-	-	-	-	-
2.1.4. Loan Granting Commitments		196.938	-	196.938	37.652	-	37.652
2.1.5. Securities Underwriting Commitments		-	-	-	-	-	-
2.1.6. Commitments for Reserve Deposit Requirements		-	-	-	-	-	-
2.1.7. Payment Commitment for Checks		31.721	-	31.721	19.425	-	19.425
2.1.8. Tax and Fund Liabilities from Export Commitments		1.127	-	1.127	-	-	-
2.1.9. Commitments for Credit Card Expenditure Limits		4.561	-	4.561	4.861	-	4.861
2.1.10. Commitments for Promotions Related with Credit Cards and Banking Activities		84	-	84	80	-	80
2.1.11. Receivables from Short Sale Commitments		-	-	-	-	-	-
2.1.12. Payables for Short Sale Commitments		-	-	-	-	-	-
2.1.13. Other Irrevocable Commitments		-	-	-	-	-	-
2.2. Revocable Commitments		-	-	-	-	-	-
2.2.1. Revocable Loan Granting Commitments		-	-	-	-	-	-
2.2.2. Other Revocable Commitments		-	-	-	-	-	-
III. DERIVATIVE FINANCIAL INSTRUMENTS	(5.III.5)	791.764	2.444.264	3.236.028	1.131.548	2.815.575	3.947.123
3.1. Derivative Financial Instruments for Hedging Purposes		-	-	-	-	-	-
3.1.1. Fair Value Hedge		-	-	-	-	-	-
3.1.2. Cash Flow Hedge		-	-	-	-	-	-
3.1.3. Hedge of Net Investment in Foreign Operations		-	-	-	-	-	-
3.2. Held for Trading Transactions		791.764	2.444.264	3.236.028	1.131.548	2.815.575	3.947.123
3.2.1. Forward Foreign Currency Buy/Sell Transactions		138.936	429.816	568.752	96.677	335.032	431.709
3.2.1.1. Forward Foreign Currency Transactions-Buy		74.533	204.922	279.455	49.144	161.582	210.726
3.2.1.2. Forward Foreign Currency Transactions-Sell		64.403	224.894	289.297	47.533	173.450	220.983
3.2.2. Swap Transactions Related to F.C. and Interest Rates		531.873	1.768.051	2.299.924	818.001	2.226.766	3.044.767
3.2.2.1. Foreign Currency Swap-Buy		482.121	676.712	1.158.833	810.625	716.771	1.527.396
3.2.2.2. Foreign Currency Swap-Sell		49.752	1.091.339	1.141.091	7.376	1.509.995	1.517.371
3.2.2.3. Interest Rate Swaps-Buy		-	-	-	-	-	-
3.2.2.4. Interest Rate Swaps-Sell		-	-	-	-	-	-
3.2.3. Foreign Currency, Interest Rate and Securities Options		96.815	246.397	343.212	216.870	253.777	470.647
3.2.3.1. Foreign Currency Options-Buy		25.697	142.989	168.686	159.529	67.658	227.187
3.2.3.2. Foreign Currency Options-Sell		71.118	103.408	174.526	57.341	186.119	243.460
3.2.3.3. Interest Rate Options-Buy		-	-	-	-	-	-
3.2.3.4. Interest Rate Options-Sell		-	-	-	-	-	-
3.2.3.5. Securities Options-Buy		-	-	-	-	-	-
3.2.3.6. Securities Options-Sell		-	-	-	-	-	-
3.2.4. Foreign Currency Futures		24.140	-	24.140	-	-	-
3.2.4.1. Foreign Currency Futures-Buy		12.070	-	12.070	-	-	-
3.2.4.2. Foreign Currency Futures-Sell		12.070	-	12.070	-	-	-
3.2.5. Interest Rate Futures		-	-	-	-	-	-
3.2.5.1. Interest Rate Futures-Buy		-	-	-	-	-	-
3.2.5.2. Interest Rate Futures-Sell		-	-	-	-	-	-
3.2.6. Other		-	-	-	-	-	-
B. CUSTODY AND PLEDGED ITEMS (IV+V+VI)		11.693.987	8.125.041	19.819.028	8.889.400	6.974.428	15.863.828
IV. ITEMS HELD IN CUSTODY		180.048	40.651	220.699	146.402	38.032	184.434
4.1. Assets under Management		55.224	-	55.224	41.389	-	41.389
4.2. Investment Securities Held in Custody		38.694	22.078	60.772	18.094	29.480	47.574
4.3. Checks Received for Collection		84.660	16.156	100.816	86.779	8.458	95.237
4.4. Commercial Notes Received for Collection		1.470	2.417	3.887	140	94	234
4.5. Other Assets Received for Collection		-	-	-	-	-	-
4.6. Assets Received for Public Offering		-	-	-	-	-	-
4.7. Other Items under Custody		-	-	-	-	-	-
4.8. Custodians		-	-	-	-	-	-
V. PLEDGED ITEMS		11.513.939	8.084.390	19.598.329	8.742.998	6.936.396	15.679.394
5.1. Marketable Securities		12.816	3.787	16.603	75.753	3.894	79.647
5.2. Guarantee Notes		19.154	4.903	24.057	9.313	4.012	13.325
5.3. Commodity		81.358	9.119	90.477	64.245	41.048	105.293
5.4. Warranty		-	-	-	-	-	-
5.5. Properties		1.132.394	1.651.909	2.784.303	858.182	1.446.093	2.304.275
5.6. Other Pledged Items		10.268.217	6.414.672	16.682.889	7.735.505	5.441.349	13.176.854
5.7. Pledged Items-Depository		-	-	-	-	-	-
VI. ACCEPTED INDEPENDENT GUARANTEES AND WARRANTIES		-	-	-	-	-	-
TOTAL OFF-BALANCE SHEET ACCOUNTS (A+B)		12.852.397	11.540.796	24.393.123	10.187.533	10.407.174	20.594.707

The accompanying notes form an integral part of these financial statements.

FİBABANKA A.Ş.
UNCONSOLIDATED INCOME STATEMENT
FOR THE PERIOD ENDED 30 JUNE 2012
(Amounts expressed in thousands of Turkish Lira ("TL") unless otherwise stated.)

INCOME STATEMENT	Note	CURRENT PERIOD (01/01/2012- 30/06/2012)	PRIOR PERIOD (01/01/2011- 30/06/2011)	CURRENT PERIOD (01/04/2012- 30/06/2012)	PRIOR PERIOD (01/04/2011- 30/06/2011)
I. INTEREST INCOME	(5.IV.1)	155.666	53.936	80.013	31.307
1.1 Interest Income on Loans		153.546	52.293	79.022	30.524
1.2 Interest Received from Statutory Reserves		-	-	-	-
1.3 Interest Received from Banks		273	201	46	58
1.4 Interest Received from Money Market Placements		14	287	8	144
1.5 Interest Received from Marketable Securities Portfolio		1.819	1.154	924	580
1.5.1 Financial Assets Held for Trading		954	1.154	301	580
1.5.2 Financial Assets at Fair Value Through Profit and Loss		-	-	-	-
1.5.3 Financial Assets Available for Sale		865	-	623	-
1.5.4 Investments Held to Maturity		-	-	-	-
1.6 Finance Lease Income		-	-	-	-
1.7 Other Interest Income		14	1	13	1
II. INTEREST EXPENSE		101.729	25.168	50.485	14.583
2.1 Interest on Deposits		93.561	20.999	45.638	11.247
2.2 Interest on Funds Borrowed	(5.IV.2)	5.461	3.998	2.743	3.176
2.3 Interest on Money Market Funds		-	-	-	-
2.4 Interest on Securities Issued		2.459	-	1.968	-
2.5 Other Interest Expense		248	171	136	160
III. NET INTEREST INCOME/EXPENSE (I - II)		53.937	28.768	29.528	16.724
IV. NET FEES AND COMMISSIONS INCOME/EXPENSE		3.030	5.937	1.403	4.455
4.1 Fees and Commissions Received		3.655	6.398	1.771	4.698
4.1.1 Non-cash Loans		1.345	822	343	610
4.1.2 Other	(5.IV.12)	2.310	5.576	1.428	4.088
4.2 Fees and Commissions Paid		625	461	368	243
4.2.1 Non-cash Loans		-	-	-	-
4.2.2 Other		625	461	368	243
V. DIVIDEND INCOME	(5.IV.3)	-	-	-	-
VI. TRADING INCOME (Net)	(5.IV.4)	20.951	(2.766)	9.281	(1.859)
6.1 Gains/Losses on Securities Trading		1.522	1.642	662	476
6.2 Derivative Financial Transactions Gains/Losses		20.016	(3.239)	7.519	(101)
6.3 Foreign Exchange Gains/Losses		(587)	(1.169)	1.100	(2.234)
VII. OTHER OPERATING INCOME	(5.IV.5)	2.110	2.038	1.242	137
VIII. TOTAL OPERATING INCOME/EXPENSE (III+IV+V+VI+VII)		80.028	33.977	41.454	19.457
IX. PROVISION FOR LOSSES ON LOANS AND OTHER RECEIVABLES (-)	(5.IV.6)	9.707	7.130	3.419	2.243
X. OTHER OPERATING EXPENSES (-)	(5.IV.7)	44.104	29.475	22.395	16.454
XI. NET OPERATING INCOME (VIII-IX-X)		26.217	(2.628)	15.640	760
XII. AMOUNT IN EXCESS RECORDED AS GAIN AFTER MERGER		-	-	-	-
XIII. PROFIT/LOSS FROM ASSOCIATES ACCOUNTED FOR USING THE EQUITY METHOD		-	-	-	-
XIV. NET MONETARY POSITION GAIN/LOSS		-	-	-	-
XV. PROFIT/LOSS ON CONTINUING OPERATIONS BEFORE TAX (XI+...+XIV)	(5.IV.8)	26.217	(2.628)	15.640	760
XVI. TAX PROVISION FOR CONTINUING OPERATIONS (±)	(5.IV.9)	(6.366)	-	(3.327)	-
16.1 Current Tax Charge		-	-	-	-
16.2 Deferred Tax Charge /(Benefit)		(6.366)	-	(3.327)	-
XVII. NET PERIOD PROFIT/LOSS FROM CONTINUING OPERATIONS (XV±XVI)	(5.IV.10)	19.851	(2.628)	12.313	760
XVIII. INCOME ON DISCONTINUED OPERATIONS		-	-	-	-
18.1 Income on Assets Held for Sale		-	-	-	-
18.2 Gain on Sale of Associates, Subsidiaries and Jointly Controlled Entities (Joint Ventures)		-	-	-	-
18.3 Other Income on Discontinued Operations		-	-	-	-
XIX. EXPENSE ON DISCONTINUED OPERATIONS (-)		-	-	-	-
19.1 Expense on Assets Held for Sale		-	-	-	-
19.2 Loss on Sale of Associates, Subsidiaries and Jointly Controlled Entities (Joint Ventures)		-	-	-	-
19.3 Other Expense on Discontinued Operations		-	-	-	-
XX. PROFIT/LOSS ON DISCONTINUED OPERATIONS BEFORE TAX (XVIII-XIX)		-	-	-	-
XXI. TAX PROVISION FOR DISCONTINUED OPERATIONS (±)		-	-	-	-
21.1 Current Tax Charge		-	-	-	-
21.2 Deferred Tax Charge /(Benefit)		-	-	-	-
XXII. NET PERIOD PROFIT/LOSS FROM DISCONTINUED OPERATIONS (XX±XXI)		-	-	-	-
XXIII. NET PERIOD PROFIT/LOSS (XVII+XXII)	(5.IV.11)	19.851	(2.628)	12.313	760
23.1 Group's Profit/Loss		19.851	(2.628)	12.313	760
23.2 Minority Interest		-	-	-	-
Earnings per Share		0,00048	(0,00001)	0,00029	0,00002

The accompanying notes form an integral part of these financial statements.

FİBABANKA A.Ş.

UNCONSOLIDATED STATEMENT OF INCOME AND EXPENSE ITEMS ACCOUNTED FOR UNDER SHAREHOLDERS' EQUITY
FOR THE PERIOD ENDED 30 JUNE 2012

(Amounts expressed in thousands of Turkish Lira ("TL") unless otherwise stated.)

STATEMENT OF INCOME AND EXPENSE ITEMS ACCOUNTED FOR UNDER EQUITY		CURRENT PERIOD (01/01/2012- 30/06/2012)	PRIOR PERIOD (01/01/2011- 30/06/2011)
I.	ADDITIONS TO MARKETABLE SECURITIES REVALUATION RESERVES FROM FINANCIAL ASSETS AVAILABLE FOR SALE	1.942	-
II.	TANGIBLE ASSETS REVALUATION RESERVES	-	-
III.	INTANGIBLE ASSETS REVALUATION RESERVES	-	-
IV.	TRANSLATION ADJUSTMENT FOR FOREIGN CURRENCY TRANSACTIONS	-	-
V.	PROFIT/LOSS ON CASH FLOW HEDGE DERIVATIVE FINANCIAL ASSETS (Effective Portion of the Changes in Fair Value)	-	-
VI.	PROFIT/LOSS ON NET FOREIGN INVESTMENT HEDGE DERIVATIVE FINANCIAL ASSETS (Effective Portion of the Changes in Fair Value)	-	-
VII.	THE EFFECT OF CORRECTIONS OF THE ERRORS AND CHANGES IN THE ACCOUNTING POLICY	-	-
VIII.	OTHER INCOME AND EXPENSES RECOGNISED IN EQUITY IN ACCORDANCE WITH TAS	-	-
IX.	DEFERRED TAX EFFECT OF REVALUATION	(388)	-
X.	NET INCOME/EXPENSE DIRECTLY RECOGNISED IN EQUITY (I+II+...+IX)	1.554	-
XI.	PROFIT/LOSS FOR THE PERIOD	-	-
11.1	Net Changes in the Fair Values of Marketable Securities (Transfer to Profit/Loss)	-	-
11.2	The Portion of Cash-flow Hedge Derivative Financial Assets Reclassified in and Transferred to Income Statement	-	-
11.3	The Portion of Net Foreign Investment Hedge Derivative Financial Assets Reclassified in and Transferred to Income Statement	-	-
11.4	Other	-	-
XII.	TOTAL PROFIT/LOSS RECOGNISED FOR THE PERIOD (X±XI)	1.554	-

The accompanying notes form an integral part of these financial statements.

FİBABANKA A.Ş.

UNCONSOLIDATED STATEMENT OF CHANGES IN SHAREHOLDERS' EQUITY

(Amounts expressed in thousands of Turkish Lira ("TL") unless otherwise stated.)

	Note	Paid-in Capital	Paid-in Capital Inflation Adjustment	Share Premium	Share Cancellation Profits	Legal Reserves	Statutory Reserves	Extraordinary Reserves	Other Reserves	Current Period Profit/Loss	Prior Period Profit/Loss	Marketable Securities Revaluation Reserve	Tangible and Intangible Assets Revaluation Reserve	Bonus Shares from Equity Participations	Hedge Funds	Accumulated Rev. Reserve on Assets Held for Sale and Discontinued Oper.	Total Equity Excluding Minority Interest	Minority Interests	Total Equity
CHANGES IN SHAREHOLDERS' EQUITY																			
PRIOR PERIOD (01/01/2011-30/06/2011)																			
I. Beginning Balance		202.535	17.416	-	-	-	-	-	-	(14.642)	(107.483)	-	9.502	-	-	-	107.328	-	107.328
II. Corrections made according TAS 8		-	-	-	-	-	-	-	-	-	-	-	-	-	-	-	-	-	-
2.1 The Effect of Correction of Errors (Note: I.3)		-	-	-	-	-	-	-	-	-	-	-	-	-	-	-	-	-	-
2.2 The Effect of Changes in Account Policies		-	-	-	-	-	-	-	-	-	-	-	-	-	-	-	-	-	-
III. Adjusted Balance (I+II)		202.535	17.416	-	-	-	-	-	-	(14.642)	(107.483)	-	9.502	-	-	-	107.328	-	107.328
Changes during the Period																			
IV. Increase/Decrease Due to Mergers		-	-	-	-	-	-	-	-	-	-	-	-	-	-	-	-	-	-
V. Marketable Securities Revaluation Reserve		-	-	-	-	-	-	-	-	-	-	-	-	-	-	-	-	-	-
VI. Hedge Funds (Effectief Portion)		-	-	-	-	-	-	-	-	-	-	-	-	-	-	-	-	-	-
6.1 Cash Flow Hedges		-	-	-	-	-	-	-	-	-	-	-	-	-	-	-	-	-	-
6.2 Net Foreign Investment Hedges		-	-	-	-	-	-	-	-	-	-	-	-	-	-	-	-	-	-
VII. Tangible Assets Revaluation Reserve		-	-	-	-	-	-	-	-	-	-	-	-	-	-	-	-	-	-
VIII. Intangible Assets Revaluation Reserve		-	-	-	-	-	-	-	-	-	-	-	-	-	-	-	-	-	-
IX. Bonus Shares from Associates, Subsidiaries and Jointly Controlled Entities(Joint Ventures)		-	-	-	-	-	-	-	-	-	-	-	-	-	-	-	-	-	-
X. Foreign Exchange Differences		-	-	-	-	-	-	-	-	-	-	-	-	-	-	-	-	-	-
XI. The Effect of Disposal of Assets		-	-	-	-	-	-	-	-	-	-	-	-	-	-	-	-	-	-
XII. The Effect of Reclassification of Assets		-	-	-	-	-	-	-	-	-	-	-	-	-	-	-	-	-	-
XIII. The Effect of Changes in the Equity of Subsidiaries on the Equity of the Bank		-	-	-	-	-	-	-	-	-	-	-	-	-	-	-	-	-	-
XIV. Capital Increase		122.465	-	-	-	-	-	-	-	-	-	-	-	-	-	-	122.465	-	122.465
14.1 Cash		122.465	-	-	-	-	-	-	-	-	-	-	-	-	-	-	122.465	-	122.465
14.2 Internal Sources		-	-	-	-	-	-	-	-	-	-	-	-	-	-	-	-	-	-
XV. Share Issue		-	-	-	-	-	-	-	-	-	-	-	-	-	-	-	-	-	-
XVI. Share Cancellation Profits		-	-	-	-	-	-	-	-	-	-	-	-	-	-	-	-	-	-
XVII. Paid-in-Capital Inflation Adjustment		-	-	-	-	-	-	-	-	-	-	-	-	-	-	-	-	-	-
XVIII. Other		-	-	-	-	-	-	-	-	-	-	-	-	-	-	-	-	-	-
XIX. Net Profit/Loss for the Period		-	-	-	-	-	-	-	-	(2.628)	-	-	-	-	-	-	(2.628)	-	(2.628)
XX. Profit Distribution		-	-	-	-	-	-	-	-	14.642	(14.642)	-	-	-	-	-	-	-	-
20.1 Dividend Paid		-	-	-	-	-	-	-	-	-	-	-	-	-	-	-	-	-	-
20.2 Transfer to Reserves		-	-	-	-	-	-	-	-	-	-	-	-	-	-	-	-	-	-
20.3 Other		-	-	-	-	-	-	-	-	14.642	(14.642)	-	-	-	-	-	-	-	-
Ending Balance (III+IV+V+.....+XVIII+XIX+XX)		325.000	17.416	-	-	-	-	-	-	(2.628)	(122.125)	-	9.502	-	-	-	227.165	-	227.165
CURRENT PERIOD (01/01/2012-30/06/2012)																			
I. Prior Period End Balance		325.000	17.416	-	-	-	-	-	-	5.187	(122.125)	(1.727)	9.502	-	-	-	233.253	-	233.253
Changes during the Period																			
II. Increase/Decrease Due to Mergers		-	-	-	-	-	-	-	-	-	-	-	-	-	-	-	-	-	-
III. Marketable Securities Revaluation Reserve		-	-	-	-	-	-	-	-	-	-	1.554	-	-	-	-	1.554	-	1.554
IV. Hedge Funds (Effectief Portion)		-	-	-	-	-	-	-	-	-	-	-	-	-	-	-	-	-	-
4.1 Cash Flow Hedges		-	-	-	-	-	-	-	-	-	-	-	-	-	-	-	-	-	-
4.2 Net Foreign Investment Hedges		-	-	-	-	-	-	-	-	-	-	-	-	-	-	-	-	-	-
V. Tangible Assets Revaluation Reserve		-	-	-	-	-	-	-	-	-	-	-	-	-	-	-	-	-	-
VI. Intangible Assets Revaluation Reserve		-	-	-	-	-	-	-	-	-	-	-	-	-	-	-	-	-	-
VII. Bonus Shares from Associates, Subsidiaries and Jointly Controlled Entities(Joint Ventures)		-	-	-	-	-	-	-	-	-	-	-	-	-	-	-	-	-	-
VIII. Foreign Exchange Differences		-	-	-	-	-	-	-	-	-	-	-	-	-	-	-	-	-	-
IX. The Effect of Disposal of Assets		-	-	-	-	-	-	-	-	-	-	-	-	-	-	-	-	-	-
X. The Effect of Reclassification of Assets		-	-	-	-	-	-	-	-	-	-	-	-	-	-	-	-	-	-
XI. The Effect of Changes in the Equity of Subsidiaries on the Equity of the Bank		-	-	-	-	-	-	-	-	-	-	-	-	-	-	-	-	-	-
XII. Capital Increase		101.650	-	-	-	-	-	-	-	-	-	-	-	-	-	-	101.650	-	101.650
12.1 Cash		101.650	-	-	-	-	-	-	-	-	-	-	-	-	-	-	101.650	-	101.650
12.2 Internal Sources		-	-	-	-	-	-	-	-	-	-	-	-	-	-	-	-	-	-
XIII. Share Issue		-	-	-	-	-	-	-	-	-	-	-	-	-	-	-	-	-	-
XIV. Share Cancellation Profits		-	-	-	-	-	-	-	-	-	-	-	-	-	-	-	-	-	-
XV. Paid-in-Capital Inflation Adjustment		-	-	-	-	-	-	-	-	-	-	-	-	-	-	-	-	-	-
XVI. Other		-	-	-	-	-	-	-	-	-	-	-	-	-	-	-	-	-	-
XVII. Net Profit/Loss for the Period		-	-	-	-	-	-	-	-	19.851	-	-	-	-	-	-	19.851	-	19.851
XVIII. Profit Distribution		-	-	-	-	-	-	-	-	(5.187)	5.187	-	-	-	-	-	-	-	-
18.1 Dividend Paid		-	-	-	-	-	-	-	-	-	-	-	-	-	-	-	-	-	-
18.2 Transfer to Reserves		-	-	-	-	-	-	-	-	-	-	-	-	-	-	-	-	-	-
18.3 Other		-	-	-	-	-	-	-	-	(5.187)	5.187	-	-	-	-	-	-	-	-
Ending Balance (I+II+III+...+XVI+XVII+XVIII)		426.650	17.416	-	-	-	-	-	-	19.851	(116.938)	(173)	9.502	-	-	-	356.308	-	356.308

The accompanying notes form an integral part of these financial statements.

FİBABANKA A.Ş.

UNCONSOLIDATED CASH FLOW STATEMENT
FOR THE PERIOD ENDED 30 JUNE 2012

(Amounts expressed in thousands of Turkish Lira ("TL") unless otherwise stated.)

	Note	CURRENT PERIOD (01/01/2012- 30/06/2012)	PRIOR PERIOD (01/01/2011- 30/06/2011)
A. CASH FLOWS FROM BANKING OPERATIONS			
1.1 Operating Profit/Loss before Changes in Operating Assets and Liabilities		34.110	(36.175)
1.1.1 Interest Received (+)		146.544	48.553
1.1.2 Interest Paid (-)		89.828	22.891
1.1.3 Dividend Received (+)		-	-
1.1.4 Fees and Commissions Received (+)		4.210	6.327
1.1.5 Other Income (+)		21.219	1.814
1.1.6 Collections from Previously Written Off Loans (+)		705	576
1.1.7 Cash Payments to Personnel and Service Suppliers (-)		39.059	24.822
1.1.8 Taxes Paid (-)		2.051	1.040
1.1.9 Other (+/-)		(7.630)	(44.692)
	(5.VI.3)		
1.2 Changes in Banking Operations Assets and Liabilities		(179.728)	(89.726)
1.2.1 Net (Increase) Decrease in Financial Assets Held for Trading (+/-)		17.302	50.530
1.2.2 Net(Increase) Decrease in Financial Assets at Fair Value through Profit or Loss (+/-)		-	-
1.2.3 Net (Increase) Decrease in Due From Banks (+/-)		10.673	(32.628)
1.2.4 Net (Increase) Decrease in Loans (+/-)		(546.956)	(764.504)
1.2.5 Net (Increase) Decrease in Other Assets (+/-)	(5.VI.3)	(4.806)	(4.508)
1.2.6 Net Increase (Decrease) in Bank Deposits (+/-)		30.501	(67.223)
1.2.7 Net Increase (Decrease) in Other Deposits (+/-)		7.545	403.007
1.2.8 Net Increase (Decrease) in Borrower Funds (+/-)		298.117	323.751
1.2.9 Net Increase (Decrease) in Matured Payables (+/-)		-	-
1.2.1 Net Increase (Decrease) in Other Liabilities (+/-)	(5.VI.3)	7.896	2.299
I. Net Cash Flow Provided from Banking Operations (+/-)		(145.618)	(125.451)
B. CASH FLOW FROM INVESTING ACTIVITIES			
II. Net Cash Flow Provided from Investment Activities (+/-)		(4.925)	-
2.1 Cash Paid for Purchase of Associates, Subsidiaries and Jointly Controlled Entities (Joint Ventures) (-)		-	-
2.2 Cash Obtained from Sale of Associates, Subsidiaries and Jointly Controlled Entities (Joint Ventures) (+)		-	-
2.3 Tangible Asset Purchases (-)		2.213	1.787
2.4 Tangible Asset Sales (+)		2.792	1.787
2.5 Cash Paid for Purchase of Financial Assets Available for Sale (-)		17.762	-
2.6 Cash Obtained from Sales of Financial Assets Available for Sale (+)		14.708	-
2.7 Cash Paid for Purchase of Investment Securities (-)		-	-
2.8 Cash Obtained from Sales of Investment Securities (+)		-	-
2.9 Other (+/-)		(2.450)	-
C. CASH FLOWS FROM FINANCIAL ACTIVITIES			
III. Net Cash Provided from Financing Activities (+/-)		142.877	122.465
3.1 Cash Obtained from Funds Borrowed and Securities Issued (+)		142.877	-
3.2 Cash Used for Repayment of Funds Borrowed and Securities Issued (-)		-	-
3.3 Share Certificates Issued (+)		-	122.465
3.4 Dividends Paid (-)		-	-
3.5 Payments for Finance Leases (-)		-	-
3.6 Other (+/-)	(5.VI.3)	-	-
IV. Effect of Change in Foreign Exchange Rate on Cash and Cash Equivalents (+/-)	(5.VI.3)	9.854	2.009
V. Net Increase in Cash and Cash Equivalents (I+II+III+IV)		2.188	(977)
VI. Cash and Cash Equivalents at the Beginning of the Period (+)	(5.VI.I)	125.027	78.193
VII. Cash and Cash Equivalents at the End of the Period (V+VI)	(5.VI.I)	127.215	77.126

The accompanying notes form an integral part of these financial statements.

SECTION THREE

ACCOUNTING PRINCIPLES

I. Explanations on the basis of presentation

1. Preparation of the financial statements and the accompanying footnotes in accordance with Turkish Accounting Standards and the Communiqué on Principles and Procedures on the Accounting Practice and Documentation of Banks

The accompanying unconsolidated financial statements are prepared in accordance with Turkish Accounting Standards (“TAS”), Turkish Financial Reporting Standards (“TFRS”) and related appendices and interpretations (together “Turkish Accounting Standards” or “TAS”) and other regulations, communiqués and circulars issued in respect of accounting and financial reporting and pronouncements made by the Banking Regulation and Supervision Agency (“BRSA”), under the requirements of the Communiqué “Principles and Procedures on the Accounting Procedures and Retention of Banking Documentation” published in the Official Gazette numbered 26333 on 1 November 2006. The format and content of the unconsolidated financial statements and its accompanying footnotes are prepared in accordance with the Communiqué “Publicly Disclosed Financial Statements and the Accompanying Footnotes of Banks” and the appendices and amendments to the Communiqué published in the Official Gazette numbered 26430 on 10 February 2007. The Bank’s accounting records are prepared in TL amounts in accordance with the Banking Law, Turkish Commercial Code and Turkish Tax Legislation.

The financial statements are prepared in TL based on the historical cost convention, except for the financial assets and liabilities carried at fair value.

2. Accounting policies and valuation principles applied in preparation of financial statements

The accounting policies and valuation principles used in the preparation of the financial statements are selected and applied in accordance with the requirements set out in TAS, TFRS, the Communiqué “Principles and Procedures on the Accounting Procedures and Retention of Banking Documentation” published in the Official Gazette numbered 26333 on 1 November 2006, the Communiqué “Publicly Disclosed Financial Statements and the Accompanying Explanations and Footnotes by Banks” published in the Official Gazette numbered 26430 on 10 February 2007. The accounting policies and valuation principles applied in the preparation of the accompanying financial statements are explained in Notes II and XXIII below.

II. Explanations on the usage strategy of financial instruments and on foreign currency transactions

1. Usage strategy of the financial instruments

The major factor in managing interest rate and liquidity risk at the balance sheet is parallel movement of asset and liability side.

Exchange rate risk, interest rate risk and liquidity risk are controlled and measured by various risk management systems, and the balance sheet is managed under the limits set by these systems and the limits legally required. Value at risk models are used for this purpose.

Purchase-sale transactions of short and long-term financial instruments are realized within pre-determined risk limits that are allowed for the purpose of increasing risk-free return on capital.

The foreign currency position is controlled by the equilibrium of a currency basket to eliminate the foreign exchange risk.

NOTES TO THE FINANCIAL STATEMENTS FOR THE PERIOD ENDED 30 JUNE 2012

(Amounts expressed in thousands of Turkish Lira -TL)

2. Foreign currency transactions**2.1 Foreign currency exchange rates used in converting transactions denominated in foreign currencies and their presentation in the financial statements**

The Bank recognizes the foreign currency transactions in accordance with TAS 21 "The Effects of Changes in Foreign Exchange Rates". Foreign exchange gains and losses arising from the foreign currency transactions as of 30 June 2012 are translated into Turkish Lira by using the exchange rates at the date of the transaction and recognized in accounting records. At the end of the periods, foreign currency assets and liabilities are converted into Turkish Lira by using the spot foreign currency exchange rates of the Bank at the end of the period and the related currency translation differences are recognized as foreign exchange gains and losses.

As at the end of the related periods, the Bank's foreign currency exchange rates are as follows:

	30 June 2012	31 December 2011
US Dollar	1.8153 TL	1.8889 TL
Euro	2.2590 TL	2.4438 TL

2.2 Foreign exchange gains and losses included in the income statement

As of 30 June 2012, net foreign exchange loss included in the income statement amounts is TL 587 (30 June 2011: TL 1,169 loss).

III. Explanations on forward transactions, options and derivative instruments

The Bank's derivative transactions mainly consist of foreign currency swaps, foreign currency options and forward foreign currency purchase/sale contracts. The Bank does not have any embedded derivatives separated from the host contract.

In accordance with TAS 39 "Financial Instruments: Recognition and Measurement", forward foreign currency purchase/sale contracts, swaps and options are classified as "hedging purpose" and "trading purpose" transactions. Derivatives are initially recognized at cost including the transaction costs. Also, the assets and liabilities arising from the derivative transactions are recorded as off-balance sheet items at their contractual notional amounts. The derivative transactions held for trading are valued at fair-value using market prices or pricing models subsequent to initial recognition and are presented in "derivative financial assets held for trading" or "derivative financial liabilities held for trading" items of the balance sheet depending on the difference's being positive or negative. The derivative transactions held for hedging are valued at fair value using market prices or pricing models subsequent to initial recognition and are presented in "derivative financial assets held for hedging purpose" or "derivative financial liabilities held for hedging" items of the balance sheet depending on the difference's being positive or negative. Gains and losses arising from a change in the fair value are recognized in the income statement.

IV. Explanations on interest income and expenses

Interest income and expenses calculated using internal rate of return are recognized on accrual basis. In accordance with Banking Act No: 5411 Articles 53 and 93, based on the prevailing communique, interest accruals on loans becoming non-performing are reversed and also ceased to accrue interest on such loans until these loans are classified as performing or collected.

V. Explanations on fee and commission income and expenses

Fee and commission income / expenses are recognized based on cash basis or accrual basis upon the nature of the transaction.

VI. Explanations on financial assets

Financial assets include cash on hand, contractual rights to receive cash or another financial asset from the counterparty or the right to exchange of financial instruments or equity instrument transactions of the counterparty. Financial assets are classified into four groups as financial assets at fair value through profit or loss, held to maturity investments, loans and receivables and available-for-sale financial assets.

1. Financial assets at fair value through profit or loss

1.1 *Financial assets held for trading*

Financial assets held for trading are recognized at their fair values and any gain or losses resulting from such valuation are recorded in the profit and loss accounts. Interests received during the holding period of such financial assets and the difference between the amortized cost (calculated using internal rate of return) and the acquisition cost are recognized as interest income in the income statement. Gains and losses on sale of held for trading financial assets before their maturity and the difference between market value and amortized cost (calculated using internal rate of return) of such financial assets are recognized in gains and losses on securities trading under income statement.

1.2 *Financial assets at fair value through profit or loss*

The Bank does not have any financial assets designated as “financial assets at fair value through profit or loss”.

2. Available for sale financial assets

Financial assets available-for-sale, are financial assets other than assets held for trading purposes, investments held-to-maturity and originated loans and receivables.

Financial assets available-for-sale are measured at their fair values subsequently.

Premiums and discounts on investments securities available-for-sale are taken into account in computing the internal rate of return and are included in interest income in the income statement. Unrecognized gain/losses derived from the difference between their fair value and the discounted values are recorded in “Marketable Securities Revaluation Reserve” under the shareholders’ equity. In case of sales, gain/losses recognized under equity are realized and recognized directly in the income statement.

Purchase and sale transactions of securities are accounted for on a settlement date.

3. Held to maturity investments

The Bank does not have any held to maturity investments as of 30 June 2012.

4. Loans and receivables

Loans and receivables are financial assets, which are generated by providing funds, goods or services to the debtor.

Loans and receivables are financial assets with fixed or determinable repayment schedules and they are not traded in an active market.

Loans except impaired ones mentioned below are initially measured at their acquisition cost and subsequently measured at amortized cost calculated using effective interest rate method in accordance with TAS 39 “Financial Instruments: Recognition and Measurement”. Duty charges, transaction fees and other expenses paid for the collaterals of the loans are considered as part of the transaction costs and charged to the customers.

VII. Explanations on impairment of financial assets

Financial asset or groups of financial assets are reviewed by the Bank at each balance sheet date to determine whether there is objective evidence of impairment. If any such indicator exists, the Bank determines the amount of impairment.

Impairment loss incurs if, and only if, there is objective evidence that the reliably estimated future cash flows of financial asset or group of financial assets are adversely affected by an event(s) (“loss event(s)”) incurred subsequent to initial recognition.

The Bank provides specific and general allowances for loan and other receivables classified in accordance with the Communiqué published on the Official Gazette No.2633 dated November 1, 2006. The allowances are recorded in the income statement of the related period.

VIII. Explanations on offsetting financial instruments

If the fair values of equity shares held for trading and quoted at the stock exchanges are lower than their carrying values, allowance for impairment is recognized and the recognized impairment is offset with the related assets on the face of the balance sheet.

Specific allowances for non-performing loan and other receivables are provided in accordance with “Methods and Principles for the Determination of Loans and Other Receivables to be Reserved for and Allocation of Reserves”. Such allowances are offset with loans under follow-up on the asset side.

Other financial assets and liabilities are offset when the Bank has a legally enforceable right to offset.

IX. Explanations on sale and repurchase agreements and securities lending transactions

Securities subject to repo (repurchase agreements) are classified as “Financial assets at fair value through profit and loss”, “Financial assets available for sale” or “Investments held to maturity” according to their purposes to be held in the Bank’s portfolio and evaluated within the principles of the relevant portfolio. Funds obtained from repurchase agreements are followed under the “Funds from repo transactions” account in liabilities, and interest expense accruals are calculated using the effective interest (internal rate of return) method on the difference between the sales and repurchase prices corresponding to the period designated by a repurchase agreement.

Reverse repo transactions are recorded under the “Receivables from reverse repurchase agreements” account.

X. Explanations on noncurrent assets held for sale and discontinued operations and the related liabilities

A tangible asset (or a disposal group) classified as “asset held for sale” is measured at the lower of the carrying value or fair value less costs to sell. Assets held for sale are not depreciated and presented in the financial statements separately. An asset (or a disposal group) is regarded as “asset held for sale” only when the sale is highly probable and the asset (or disposal group) is available for immediate sale in its present condition. For a highly probable sale, there must be a valid plan prepared by the management for the sale of asset including identification of possible buyers and completion of sale process. Furthermore, the asset should be actively marketed at a price consistent with its fair value. Events or circumstances may extend the period to complete the sale beyond one year. An extension of the period required to complete a sale does not preclude an asset (or disposal group) from being classified as held for sale if the delay is caused by events or circumstances beyond the entity's control and there is sufficient evidence that the entity remains committed to its plan to sell the asset (or disposal group).

A discontinued operation is a part of the Bank’s business classified as disposed or held-for-sale. The operating results of the discontinued operations are disclosed separately in the income statement.

XI. Explanations on goodwill and other intangible assets

As at the balance sheet date, there is no goodwill in the accompanying financial statements. The intangible assets of the Bank consist of software, intangible rights and other intangible assets.

The costs of the intangible assets purchased before 1 January 2005 are recognized at their inflation adjusted costs as of 31 December 2004 and intangible assets purchased after 1 January 2005 are recognized at their acquisition cost less accumulated amortization and impairment, if any.

Estimated useful lives of the intangible assets are 3 to 10 years, and amortization rates are 10% to 33.3%.

If there is objective evidence of impairment, the asset’s recoverable amount is estimated in accordance with the Turkish Accounting Standard 36 (TAS 36) “Impairment of Assets” and if the recoverable amount is less than the carrying value of the related asset, an allowance for impairment is recognized.

XII. Explanations on tangible assets

Tangible assets are measured at cost in accordance with the Turkish Accounting Standard 16 (TAS 16) “Tangible Assets”.

The costs of the tangible assets purchased before 1 January 2005 are recognized at their inflation adjusted costs as of 31 December 2004 and tangible assets purchased after 1 January 2005 are recognized at their acquisition cost less accumulated depreciation and impairment, if any.

If there is objective evidence of impairment, the asset's recoverable amount is estimated in accordance with the Turkish Accounting Standard 36 (TAS 36) "Impairment of Assets" and if the recoverable amount is less than the carrying value of the related asset, an allowance for impairment is recognized.

Gains/losses from the sale of the tangible assets are calculated as the difference between the net book value and the net sales price.

Maintenance and repair costs incurred for tangible assets are recorded as expense.

There are no restrictions such as pledges, mortgages or any other restriction on tangible assets.

There are no changes in the accounting estimates that are expected to have an impact in the current or subsequent periods.

NOTES TO THE FINANCIAL STATEMENTS FOR THE PERIOD ENDED 30 JUNE 2012

(Amounts expressed in thousands of Turkish Lira -TL)

XII. Explanations on tangible assets (continued):

Depreciation rates and estimated useful lives used for the tangible assets are as follows:

Tangible Asset	Estimated useful lives (Years)	Depreciation Rate (%)
Safe boxes	2-50	2-50
Vehicles	5	20
Other Tangible Assets	4-50	2-25

XIII. Explanations on leasing transactions

The Bank does not have any finance lease contract as a “lesser” or “lessee”.

If the operating lease contracts are terminated earlier than their maturity dates, the penalty charges to be paid to the lesser are recorded as expense at the end of the leasing period based on the cash payment. There is no operating lease contract terminated earlier than the maturity date.

XIV. Explanations on provisions and contingent liabilities

Provisions and contingent liabilities other than specific and generic provisions for loan and other receivable losses are accounted in accordance with TAS 37 "Provisions, Contingent Liabilities and Contingent Assets". When there is a present obligation that arises from past events, provision is recognized by the estimated amount of the obligation. If the amount of the obligation cannot be estimated reliably, it has been considered as “contingent liability”. If the probability of the occurrence of one or more uncertain future events confirming the existence of the obligation is higher than its non-occurrence and the amount of the obligation can be measured with sufficient reliability, provision is recognized. If not, the obligation is disclosed as contingent liability.

Provisions recognized during the period are recognized within “other operating expenses”; reversals of provisions recognized in the prior periods are recognized within “other operating income”.

XV. Explanations on contingent assets

The contingent assets usually arise from unplanned or other unexpected events that give rise to the possibility of an inflow of economic benefits to the Bank. If an inflow of economic benefits has become probable, then the contingent asset is disclosed in the notes to the financial statements. If it has become virtually certain that an inflow of economic benefits will arise, the asset and the related income are recognized in the financial statements of the period in which the change occurs.

XVI. Explanations on liabilities for employee benefits

As per the existing labor law in Turkey, the entities are required to pay 30 days’ salary for each working year to the employees retired or fired except for resignations or misbehaviors specified in the Turkish Labor Law. The Bank recognizes its obligations relating to the rights of by using actuarial method and discounts with the valid average rate of return on government bonds valid as at the balance sheet date in accordance with TAS 19 “Employee Benefits”.

The major assumptions used in the actuarial calculation are as follows:

	30 June 2012 %	31 December 2011 %
Discount Rate	10.0	10.0
Inflation Rate	5.1	5.1

XVI. Explanations on liabilities for employee benefits (continued):

Total liabilities are calculated by applying the ceiling of severance pay.

The Bank provided for undiscounted short-term employee benefits earned during the financial periods as per services rendered in compliance with TAS 19.

The Bank does not have any employee working for a limited term contract whose contract term expires longer than 12 months.

There is no employee foundation, fund or similar institutions.

XVII. Explanations on taxation

1. Current Tax

Statutory income is subject to corporate tax at 20% effective from 1 January 2006 according to Corporate Tax Law No: 5520 published in Official Gazette No: 26205 dated 21 June 2006.

Corporate tax return is declared between the 1st and 25th day of the fourth month following the first day of the fiscal year end and paid until the end of the fourth month as a single installment.

In accordance with the Corporate Tax Law, the tax losses can be carried forward to offset against future taxable income for up to five years. Declarations and related accounting records can be inspected within 5 years by tax authorities and the tax calculations can be controlled.

Since 24 April 2003, including the year 2002 and earlier periods, the period income is not subject to withholding tax if it is not distributed, is transferred to share capital or is distributed to resident companies while the profit distribution to the resident natural persons, to the ones exempt from corporate and income taxes, to the foreign based tax payers (except the ones generating dividend income through their operations or permanent representative offices in Turkey) is subject to withholding tax at 10% of the profit distribution. As per decision of the Council of Ministers No. 2006/10731, dated 22 July 2006 the profit distribution to the resident natural persons, to the ones exempt from corporate and income taxes, to the foreign based tax payers (except the ones generating dividend income through their operations or permanent representative offices in Turkey) is subject to withholding tax at 15% of the profit distribution as of 23 July 2006.

The temporary corporate tax basis for the period ended as at 30 June 2012 is TL 34,010.

There is no corporate tax liability of the Bank as of 30 June 2012.

2. Deferred Tax

The Bank calculates and recognizes tax for taxable temporary differences arising between the carrying values of assets and liabilities in the financial statements and their corresponding balances considered in the calculation of the tax base according to the Turkish Accounting Standard 12 (TAS 12) "Income Taxes".

As of 30 June 2012, the deferred tax asset is TL 13,716 and arises mostly from carry forward tax losses (31 December 2011: TL 20,472). The deferred tax asset is calculated as the net of carry forward tax losses, taxable and deductible temporary differences.

Deferred tax benefit/ (charge) is recognized within "Deferred tax benefit/(charge)" in the income statement. As of 30 June 2012, deferred tax charge is TL 6,366 (1 January - 30 June 2011: None). Deferred tax effects of the transactions and events recognized directly in the shareholders' equity are also recognized directly in the shareholders' equity which is TL 43, as of 30 June 2012 (30 June 2011: None).

3. Transfer pricing

The article 13 of the Corporate Tax Law describes the issue of transfer pricing under the title of “disguised profit distribution” by way of transfer pricing. “The General Communiqué on Disguised Profit Distribution by Way of Transfer Pricing” published at 18 November 2007, explains the application related issues on this topic.

According to this Communiqué, if the taxpayers conduct transactions like purchase and sale of goods or services with the related parties where the prices are not determined according to the arm’s length principle, then it will be concluded that there is a disguised profit distribution by way of transfer pricing. Such disguised profit distributions will not be deducted from the corporate tax base for tax purposes.

As stated in the “7.1 Annual Documentation” section of this communiqué, the taxpayers are required to fill out the “Transfer Pricing, Controlled Foreign Entities and Thin Capitalization” form for the purchase and sale of goods or services conducted with their related parties in a taxation period, attach these forms to their corporate tax returns and submit to the tax offices.

XVIII. Additional explanations on borrowings

The Bank provides resources from domestic and foreign foundations. Additionally, in current period, The Bank started to raise borrowing funds by issuing bill.

Borrowing funds are initially measured at acquisition cost and subsequently measured at amortized cost. In the accompanying financial statements, foreign currency denominated borrowing funds are translated to Turkish Lira with the Bank’s spot foreign exchange buying rates and interest expenses incurred during the period relating to the borrowing funds are recognized in income statement.

The Bank applies general hedging techniques for mitigating the liquidity risk, interest rate risk and currency risk of the borrowing funds. Those techniques do not meet the definition of hedge accounting according to TAS 39. There are no convertible bonds or any other bonds issued by the Bank as at the balance sheet date.

On 2 December 2011, the Bank has been given permission by the BRSA for the purpose of issuing bonds with a maturity up to 360-days and TL 150,000 limit. The offering circular has been approved by the Capital Markets Board on 10 January 2012 and it has been registered with the Istanbul Trade Registry Office on 19 January 2012. As at 2 March 2012, the Bank has issued discounted bank bonds in nominal value of TL 75,000 with 178 maturity days. The remaining discounted bonds of TL 75,000 nominal with 178 days to maturity has been issued on 18 June 2012.

According to the decision of the Board of Directors dated 19 June 2012, the Bank agreed to apply to the BRSA and the CMB for the issuance of bonds and/or bills amounting to TL 225,000 with maturities up to five years.

XIX. Explanations on share certificates issued

None.

XX. Explanations on bank acceptances and bills of guarantee

Bank acceptances and bills of guarantee are presented within off-balance sheet liabilities as being possible liabilities and commitments. Cash transactions relating to bank acceptances and bills of guarantee are realized concurrently with the customer payments.

As of the balance sheet date, there are no bank acceptances and bills of guarantee recognized as liability against an asset.

NOTES TO THE FINANCIAL STATEMENTS FOR THE PERIOD ENDED 30 JUNE 2012

(Amounts expressed in thousands of Turkish Lira -TL)

XXI. Explanation on government incentives

As of the balance sheet date, the Bank does not have any government incentives.

XXII. Explanations on segment reporting

The Bank operates in customer banking services, individual customer current accounts, deposit accounts, long term investment products, clearing and custody services, credit and atm services, customer credits, long term real estate loans, and all the other kinds of customer banking services and commercial services.

Current Period – 1 January - 30 June 2012	Retail Banking*	Commerical Banking*	Treasury	Other*	Total Operations Of the Bank
Operating Income	8,736	44,406	4,663	22,223	80,028
Operating Profit/(Loss)	805	23,425	3,928	(1,941)	26,217
Tax Charge					26,217
Tax Provision					(6,366)
Net Profit for the Year					19,851
Current Period- 30 June 2012					
Segment Assets	236,785	2,403,304	182,377	152,565	2,975,031
Unallocated Assets					46,874
Total Assets					3,021,905
Segment Liabilities	1,303,622	724,403	429,926	172,499	2,630,450
Unallocated Liabilities					35,147
Shareholders' Equity					356,308
Total Liabilities					3,021,905

Prior Period – 1 January - 30 June 2011	Treasury	Other	Total Operations of the Bank
Operating Income	3,884	30,093	33,977
Operating Profit/(Loss)	3,584	(6,212)	(2,628)
Tax Charge			--
Net Profit for the Year			(2,628)
Prior Period- 31 December 2011			
Segment Assets	105,542	2,333,585	2,439,127
Unallocated Assets			47,622
Total Assets			2,486,749
Segment Liabilities	91,806	2,034,353	2,126,159
Unallocated Liabilities			127,337
Shareholders' Equity			233,253
Total Liabilities			2,486,749

* Starting from March 2012, the Bank reports the operations of Retail and Commercial Banking segments; which were included in "Other" segment in the year 2011; as separate segments. The information prior to that date is included in "Other" segment.

XXIII. Other matters

None.

SECTION FOUR

INFORMATION ON FINANCIAL STRUCTURE

I. Explanations on capital adequacy ratio

As of 30 June 2012, the unconsolidated capital adequacy ratio is 14.00% (31 December 2011: 17.22%).

1. Risk measurement method for determining capital adequacy ratio

Capital adequacy ratio is calculated in accordance with the Communiqué on “Measurement and Assessment of Capital Adequacy of Banks” published in the official gazette No: 26333 dated 1 November 2006. In the calculation of capital adequacy ratio, the accounting records prepared in compliance with the current legislation are used.

According to the legislation mentioned above, the value at operational risk is also taken into consideration in the calculation of capital adequacy ratio since 30 September 2007.

Additionally, the value at market risk is calculated in accordance with the Communiqué on the “Measurement and Assessment of Capital Adequacy of Banks” and taken into consideration in the calculation of capital adequacy ratio.

Deductions from capital are not included in the calculation of risk-weighted assets, non-cash loans and contingent liabilities. Assets subject to depreciation/amortization and impairment are considered with their net values (gross amounts less accumulated depreciation/amortization and impairment) in the calculation of risk-weighted assets.

In the calculation of the value at credit risk, non-cash loans are accounted at their net amounts, which is gross amounts less specific provisions that are classified under liabilities and calculated based on the “Regulation on Identification of Non-Performing Loans and Other Receivables and Provision against them”, multiplied by the loan conversion rates stated in the third paragraph of Article 12 of the “Regulation on Loan Transactions of the Banks” and the converted non cash loan amounts are weighted by the weight of the risk group determined based on the counterparty and the type of the collateral.

In the calculation of the value at credit risk, derivative financial instruments are converted to their loan equivalents by the loan conversion rates stated in the Article 5 of the Communiqué on the “Measurement and Assessment of Capital Adequacy of Banks” and the converted amounts are weighted with the weights of the relevant risk group.

NOTES TO THE FINANCIAL STATEMENTS FOR THE PERIOD ENDED 30 JUNE 2012

(Amounts expressed in thousands of Turkish Lira -TL)

2. Information on the unconsolidated capital adequacy ratio

	0%	10%	20%	50%	100%	150%	200%
Value at Credit Risk							
Balance Sheet Items (Net)	332,236	--	19,995	678,640	1,902,539	6,940	7,349
Cash and Cash Equivalents	14,400	--	--	--	--	--	--
Matured Marketable Securities	--	--	--	--	--	--	--
Due From Central Bank of Turkey	71,119	--	--	--	--	--	--
Due From Domestic Banks, Foreign Banks, Branches and Head Office Abroad	--	--	19,995	--	15,911	--	--
Interbank Money Market Placements	--	--	--	--	--	--	--
Receivables from Reverse Repurchase Transactions	--	--	--	--	--	--	--
Reserve Deposits	138,168	--	--	--	--	--	--
Loans	92,939	--	--	579,297	1,824,986	6,940	7,349
Non-performing loans (Net)	--	--	--	--	14,397	--	--
Financial Lease Receivables	--	--	--	--	--	--	--
Available-For-Sale Financial Assets	--	--	--	--	--	--	--
Held to Maturity Investments	--	--	--	--	--	--	--
Receivables From Installment Sales of Assets	--	--	--	--	--	--	--
Sundry Debtors	--	--	--	--	2,896	--	--
Interest and Income Accruals	1,749	--	--	99,343	27,553	--	--
Subsidiaries, Associates and Entities Under Common Control (Joint Vent.) (Net))	--	--	--	--	--	--	--
Tangible Assets	--	--	--	--	12,166	--	--
Other Assets	13,861	--	--	--	4,630	--	--
Off-Balance Sheet Items	1,612	--	25,661	10,289	200,655	--	--
Non-Cash Loans and Commitments	1,612	--	6,941	10,289	191,603	--	--
Derivative Financial Instruments	--	--	18,720	--	9,052	--	--
Non Risk Weighted Accounts	--	--	--	--	--	--	--
Total Risk Weighted Assets	333,848	--	45,656	688,929	2,103,194	6,940	7,349

3. Summary information related to the capital adequacy ratio

	Current Period	Prior Period
Value at Credit Risk (VaCR)	2,481,898	1,873,276
Value at Market Risk (VaMR)	79,588	72,513
Value at Operational Risk (VaOR)	91,250	62,486
Shareholders' Equity	371,417	345,914
Shareholders' Equity/ (VaCR+VaMR+VaOR)*100	14.00%	17.22%

NOTES TO THE FINANCIAL STATEMENTS FOR THE PERIOD ENDED 30 JUNE 2012

(Amounts expressed in thousands of Turkish Lira -TL)

4. Information related to the components of shareholders' equity

	Current Period	Prior Period
CORE CAPITAL		
Paid-in capital	426,650	325,000
Nominal capital	426,650	325,000
Capital commitments (-)	--	--
Inflation adjustment to share capital	17,416	17,416
Share premium	--	--
Share cancellation profits	--	--
Legal reserves	--	--
First legal reserve (Turkish Commercial Code 466/1)	--	--
Second legal reserve (Turkish Commercial Code 466/2)	--	--
Other legal reserve per special legislation	--	--
Statutory reserves	--	--
Extraordinary reserves	--	--
Reserves allocated by the General Assembly	--	--
Retained earnings	--	--
Accumulated losses	--	--
Foreign currency share capital exchange difference	--	--
Inflation adjustment to legal reserves, status reserves and extraordinary reserves	--	--
Profit	19,851	5,187
Net income for the period	19,851	5,187
Prior years' income	--	--
Provision for possible risks up to 25% of the Core Capital	--	--
Profit on disposal of associates, subsidiaries and immovables to be transferred to share capital	9,502	9,502
Primary subordinated loans up to 15% of the Core Capital	--	--
Uncovered portion of loss with reserves (-)	116,938	122,125
Net current period loss	--	--
Prior years' loss	116,938	122,125
Leasehold improvements (-)	6,062	5,596
Intangible assets (-)	7,192	6,074
Deferred tax asset amount exceeding 10% of the Core Capital (-)	--	--
Limit Exceeding Amount Regarding the Third Clause of the Article 56 of the Law (-)	--	--
Total Core Capital	343,227	223,310
SUPPLEMENTARY CAPITAL		
General loan loss provisions	28,436	22,753
45% of the revaluation reserve for movable fixed assets	--	--
45% of the of revaluation reserve for properties	--	--
Bonus shares obtained from associates, subsidiaries and entities under common control	--	--
Primary subordinated loans that are not considered in the calculation of Core Capital	--	--
Secondary subordinated loans (*)	--	101,650
45% of marketable securities valuation fund	(246)	(1,727)
From investments in associates and subsidiaries	--	--
From available-for-sale financial assets	(246)	(1,727)
Inflation adjustment to capital reserve, profit reserve and prior years' income or loss (Except inflation adjustment to legal reserves, status reserves and extraordinary reserves)	--	--
Total Supplementary Capital	28,190	122,676
TIER III CAPITAL	--	--
CAPITAL	371,417	345,986
DEDUCTIONS FROM THE CAPITAL	--	72
Shareholdings of banks and financial institutions (Domestic, Foreign) from which the Bank keeps ten percent or more of capitals	--	--
Shareholdings of unconsolidated banks and financial institutions (Domestic, Foreign) from which the Bank keeps less than ten percent of capitals which exceed the ten percent of Bank's Core and Supplementary Capital	--	--
The secondary subordinated loans extended to banks, financial Institutions (domestic or foreign) or significant shareholders of the Bank and the debt instruments that have primary or secondary subordinated loan nature purchased from them	--	--
Loans extended as contradictory to the articles 50 And 51 of the law	--	--
Excess of 50% of the Bank's immovables' total net book value and net book value of immovables obtained against Bank's receivables that must be disposed according to article 57 of the Banking Act which could not be disposed although five years have passed since the acquisition date	--	--
Other	--	72
Total Shareholders' Equity	371,417	345,914

NOTES TO THE FINANCIAL STATEMENTS FOR THE PERIOD ENDED 30 JUNE 2012

(Amounts expressed in thousands of Turkish Lira -TL)

4. Information related to the components of shareholders' equity (continued)

(*) As of 20 September 2011, the Bank decided to increase its paid in capital by 41,000,000 Euro in terms of TL equivalent. The first tranche of the related increase was transferred to the Bank on 10 October 2011 as TL 52,250; the second tranche was transferred on 1 December 2011 as TL 49,400. As of 31 December 2011, such capital payments are accounted under the "Sundry Creditors". Following the approval of BRSA, the extraordinary General Assembly was held on 26 January 2012 and the increase in paid in capital was registered. Accordingly, the Bank's capital has increased to TL 426,650.

II. Explanations on credit risk

Not prepared in compliance with the Article 25 of the communiqué "Financial Statements and Related Disclosures and Footnotes to be Announced to Public by Banks".

III. Explanations on market risk**Whether the bank within the financial risk management objectives hedges itself against market risk, the precautions taken by the Board of Directors for market risk, the methods used for measuring market risk and time intervals for measurement of market risk**

The Bank has established market risk management operations and taken the necessary precautions in order to hedge market risk within its financial risk management purposes, in accordance with the Communiqué on "Measurement and Assessment of Capital Adequacy of Banks" issued on Official Gazette dated 1 November 2006 numbered 26333.

Being exposed to market risk, Bank's Board of Directors have defined risk management strategies and policies about risk managements in line with application and recommendation of group and have led to follow-up strategies periodically. The limits of risks are identified and these limits are revised periodically. Board of Directors ensure that risk management group and executive managers should identify, measure, control and manage the Bank's risk.

Market risk arising from trading transactions is measured by using developed internal model with the BRSA's value at risk (VaR) methodology. Additionally Financial Control Department reports the market value of daily purchases and sales and realized profit. The Bank measures the market risk with variance-covariance model, parametrically. Measurements can be done with online connection with treasury front office in real time. Market risk occurred between mismatches of asset-liability maturity is also monitored through GAP report.

Stress tests and scenario analysis are also applied in order to reflect the effects of prospective severe market fluctuations in the VaR calculations. Risk measurement methods such as cash flow projection, GAP analysis are also applied.

Capital to be kept for general market risk and specific risk are calculated by using a standard method in accordance with "Measurement and Assessment of Bank Capital Adequacy Regulation" and reported monthly.

1. Information related to market risk

	Amount
(I) Capital Requirement to be Employed For General Market Risk - Standard Method	3,619
(II) Capital Requirement to be Employed For Specific Risk - Standard Method	1,906
(III) Capital Requirement to be Employed For Currency Risk - Standard Method	842
(IV) Capital Requirement to be Employed For Commodity Risk – Standard Method	--
(V) Capital Requirement to be Employed For Settlement Risk - Standard Method	--
(VI) Total Capital Requirement to be Employed For Market Risk Resulting From Options - Standard Method	--
(VII) Total Capital Requirement to be Employed For Market Risk in Banks Using Risk Measurement Model	--
(VIII) Total Capital Requirement to be Employed For Market Risk (I+II+III+IV+V+VI)	6,367
(IX) Amount Subject to Market Risk (12.5 x VIII) or (12.5 x VII)	79,588

NOTES TO THE FINANCIAL STATEMENTS FOR THE PERIOD ENDED 30 JUNE 2012

(Amounts expressed in thousands of Turkish Lira -TL)

2. Average market risk table calculated at month end during the period:

Not prepared in compliance with the Article 25 of the communiqué “Financial Statements and Related Disclosures and Footnotes to be Announced to Public by Banks”.

IV. Explanations on operational risk

Not prepared in compliance with the Article 25 of the communiqué “Financial Statements and Related Disclosures and Footnotes to be Announced to Public by Banks”.

V. Explanations on currency risk

The Bank does not take foreign exchange risk; transactions are instantly hedged in accordance with Central Bank of Turkey. Measurable and manageable risks are taken within legal limits.

Position limit on currency risk is determined in line with net general position standard ratio on foreign currency. As of 30 June 2012, the Bank's net short position is TL 10,177 (31 December 2011: TL 8,363 net short position) resulting from long position on the balance sheet amounting to TL 436,456 (31 December 2011: TL 801,641 long position) and short position on the off-balance amounting to TL 446,633 (31 December 2011: TL 810,004 short position).

The Bank uses “Standard Method” used in legal reporting to measure the foreign exchange risk.

The announced current foreign exchange buying rates of the Bank at 30 June 2012 and the previous five working days in full TL are as follows:

US Dollar purchase rate as at the balance sheet date	TL 1.8153
Euro purchase rate as at the balance sheet date	TL 2.2590

Date	USD	EUR
25 June 2012	1.7978	2.2550
26 June 2012	1.8123	2.2633
27 June 2012	1.8111	2.2631
28 June 2012	1.8011	2.2496
29 June 2012	1.8153	2.2590

The simple arithmetic average US Dollar and Euro purchase rates for June 2012 are TL 1.8161 and TL 2.2747 (full TL), respectively.

NOTES TO THE FINANCIAL STATEMENTS FOR THE PERIOD ENDED 30 JUNE 2012

(Amounts expressed in thousands of Turkish Lira -TL)

V. Explanations on currency risk (continued)

Current Period	EUR	USD	JPY	Other	Total
Assets					
Cash and Balances with the Central Bank of Turkey	4,515	168,768	7	1,124	174,414
Banks	7,222	15,228	42	13,291	35,783
Financial Assets at Fair Value through Profit/Loss	905	1,254	--	--	2,159
Money Market Placements	--	--	--	--	--
Financial Assets Available for Sale	14	11,592	--	--	11,606
Loans (*)	289,252	722,426	--	155,350	1,167,028
Subsidiaries, Associates and Entities Under Common Control (Joint Vent.)	--	--	--	--	--
Investments Held to Maturity	--	--	--	--	--
Derivative Financial Assets Held for Hedging Purposes	--	--	--	--	--
Tangible Assets	--	--	--	--	--
Intangible Assets	--	--	--	--	--
Other Assets	36	66	--	154	256
Total Assets	301,944	919,334	49	169,919	1,391,246
Liabilities					
Banks Deposits	30,242	30,935	--	658	61,835
Foreign Currency Deposits	134,915	413,282	18	10,109	558,324
Money Market Funds	--	--	--	--	--
Funds Provided from Other Financial Institutions	268,406	59,477	--	--	327,883
Sundry Creditors	3,771	1,108	--	--	4,879
Marketable Securities Issued	--	--	--	--	--
Derivative Financial Liabilities Held for Hedging Purposes	--	--	--	--	--
Other Liabilities	564	1,136	17	152	1,869
Total Liabilities	437,898	505,938	35	10,919	954,790
Net Balance Sheet Position	(135,954)	413,396	14	159,000	436,456
Net Off-Balance Sheet Position	123,924	(407,935)	--	(162,622)	(446,633)
Financial Derivative Assets(**)	537,899	660,849	1,758	219,747	1,420,253
Financial Derivative Liabilities(**)	413,975	1,068,784	1,758	382,369	1,866,886
Non-Cash Loans (***)	62,803	65,816	--	--	128,619
Prior Period					
Total Assets	322,118	844,478	28	200,454	1,367,078
Total Liabilities	173,403	376,046	--	15,988	565,437
Net Balance Sheet Position	148,715	468,432	28	184,466	801,641
Net Off-Balance Sheet Position	(149,154)	(472,866)	--	(187,984)	(810,004)
Financial Derivative Assets(**)	140,050	862,279	1,959	234,714	1,239,002
Financial Derivative Liabilities(**)	289,204	1,335,145	1,959	422,698	2,049,006
Non-Cash Loans (***)	59,121	85,617	--	--	144,738

(*) The balance includes foreign currency indexed loans and accruals amounting to TL 427,808.

(**) In current period, within the receivables from derivative financial instruments exchange purchase commitments amounted to TL 289,296 (31 December 2011: TL 231,544), within the loans from derivative instruments exchange sale commitments amounted to TL 443,457 (31 December 2011: TL 240,889).

(***) There is no effect on the net off-balance sheet position.

NOTES TO THE FINANCIAL STATEMENTS FOR THE PERIOD ENDED 30 JUNE 2012

(Amounts expressed in thousands of Turkish Lira -TL)

V. Explanations on interest rate risk

Interest rate risk shows the probability of loss related to the changes in interest rates depending on the Bank's position, and it is managed by the Asset-Liability Committee.

Standard method, value at risk (VaR) and Asset-Liability risk measurement methods are used to measure the bank's interest rate risk.

Measurements by employing the standard method are carried out monthly by using maturity ladder. Bank applies interest rate shock analysis to interest rate sensitive assets and liabilities considering historic economic crises. Change in the net present value of the net assets of the Bank are monitored within the limits set by the Board of Directors.

"Interest rate sensitivity of assets, liabilities and off-balance sheet items (Based on repricing dates)":

Current Period End	Up to 1 Month	1-3 Months	3-12 Months	1-5 Years	Over 5 Years	Non- interest Bearing	Total
Assets							
Cash (Cash in TL, Cash in Foreign Currency, Cash in Transit, Cheques Purchased) and Balances with the Central Bank of Turkey	--	--	--	--	--	223,687	223,687
Banks	9,960	--	--	--	--	25,946	35,906
Financial Assets at Fair Value Through Profit or Loss	16,809	5,999	15,264	990	1,352	--	40,414
Interbank Money Market Placements	--	--	--	--	--	--	--
Financial Assets Available-for-Sale	--	2,972	--	11,589	--	5,977	20,538
Loans	458,949	1,050,869	493,336	418,810	218,125	14,397	2,654,486
Investment Securities Held-to-Maturity	--	--	--	--	--	--	--
Other Assets (*)	--	--	--	--	--	46,874	46,874
Total Assets	485,718	1,059,840	508,600	431,389	219,477	316,881	3,021,905
Liabilities							
Bank Deposits	36,005	1,136	--	--	--	31,869	69,010
Other Deposits	1,072,433	577,759	258,795	--	--	119,038	2,028,025
Interbank money market funds	12,625	--	--	--	--	--	12,625
Sundry Creditors	--	--	--	--	--	10,174	10,174
Marketable Securities Issued	--	73,424	70,973	--	--	--	144,397
Funds Borrowed from Other Financial Institutions	6,901	170,395	63,102	89,372	--	--	329,770
Other Liabilities (**)	3,698	3,800	10,688	--	--	409,718	427,904
Total Liabilities	1,131,662	826,514	403,558	89,372	--	570,799	3,021,905
Balance Sheet Long Position	--	233,326	105,042	342,017	219,477	--	899,862
Balance Sheet Short Position	(645,944)	--	--	--	--	(253,918)	(899,862)
Off-Balance Sheet Long Position	--	--	--	--	--	2,062,566	2,062,566
Off-Balance Sheet Short Position	--	--	--	--	--	(2,060,440)	(2,060,440)
Total Position	(645,944)	233,326	105,042	342,017	219,477	(251,792)	2,126

(*) Non-interest bearing column includes TL 12,244 tangible assets, TL 7,192 intangible assets, TL 13,718 tax assets , TL 5,984 non-current assets held for sale and TL 7,736 other assets.

(**) Non-interest bearing column includes TL 356,308 shareholders' equity, TL 12,968 other liabilities, TL 32,698 provisions and TL 7,744 tax liabilities.

NOTES TO THE FINANCIAL STATEMENTS FOR THE PERIOD ENDED 30 JUNE 2012

(Amounts expressed in thousands of Turkish Lira -TL)

VI. Explanations on interest rate risk (continued)

Interest rate sensitivity of assets, liabilities and off-balance sheet items (Based on repricing dates):

Prior Period End	Up to 1 Month	1-3 Months	3-12 Months	1-5 Years	Over 5 Years	Non- interest Bearing	Total
Assets							
Cash (Cash in TL, Cash in Foreign Currency, Cash in Transit, Cheques Purchased) and Balances with the Central Bank of Turkey	--	--	--	--	--	243,385	243,385
Banks	--	--	--	--	--	18,903	18,903
Financial Assets at Fair Value Through Profit or Loss	19,041	2,168	6,999	24,739	1,185	--	54,132
Interbank Money Market Placements	--	--	--	--	--	--	--
Financial Assets Available -for-Sale	--	--	--	15,830	--	14	15,844
Loans	388,058	650,948	461,807	328,069	266,154	11,641	2,106,677
Investment Securities Held-to-Maturity	--	--	--	--	--	--	--
Other Assets (*)	--	--	--	--	--	47,808	47,808
Total Assets	407,099	653,116	468,806	368,638	267,339	321,751	2,486,749
Liabilities							
Bank Deposits	34,181	3,784	--	--	--	751	38,716
Other Deposits	902,415	724,854	277,566	--	--	106,954	2,011,789
Interbank Money Market Funds	6,831	--	--	--	--	--	6,831
Sundry Creditors	--	--	--	--	--	105,796	105,796
Marketable Securities Issued	--	--	--	--	--	--	--
Funds Borrowed from Other Financial Institutions	7,453	20,027	2,276	--	--	--	29,756
Other Liabilities (**)	1,414	4,664	7,000	3,237	--	277,546	293,861
Total Liabilities	952,294	753,329	286,842	3,237	--	491,047	2,486,749
Balance Sheet Long Position	--	--	181,964	365,401	267,339	--	814,704
Balance Sheet Short Position	(545,195)	(100,213)	--	--	--	(169,296)	(814,704)
Off-Balance Sheet Long Position	--	373,413	190,983	--	--	1,647,482	2,211,878
Off-Balance Sheet Short Position	--	(377,781)	(192,479)	--	--	(1,658,347)	(2,228,607)
Total Position	(545,195)	(104,581)	180,468	365,401	267,339	(180,161)	(16,729)

(*) Non-interest bearing column includes TL 11,663 tangible assets, TL 6,074 intangible assets, TL 20,472 tax assets , TL 6,270 non-current assets held for sale and TL 3,329 other assets.

(**) Non-interest bearing column includes TL 233,253 shareholders' equity, TL 12,343 other liabilities, TL 25,938 provisions and TL 6,012 tax liabilities.

NOTES TO THE FINANCIAL STATEMENTS FOR THE PERIOD ENDED 30 JUNE 2012

(Amounts expressed in thousands of Turkish Lira -TL)

VI. Explanations on interest rate risk (continued)

Average interest rates applied to monetary financial instruments

Current Period End	EUR %	USD %	JPY %	TL %
Assets				
Cash (Cash in TL, Cash in Foreign Currency, Cash in Transit, Cheques Purchased) and Balances with the Central Bank of Turkey	--	--	--	--
Banks	--	--	--	--
Financial Assets at Fair Value Through Profit/ Loss	4.52	5.55	--	12.07
Interbank Money Market Placements	--	--	--	--
Financial Assets Available-for-Sale	--	9.17	--	--
Loans	7.90	7.28	--	15.69
Investment Securities Held-to-Maturity	--	--	--	--
Liabilities				
Bank Deposits	2.04	1.23	--	8.75
Other Deposits	3.61	3.35	--	11.14
Interbank Money Market Funds	--	--	--	5.75
Sundry Creditors	--	--	--	--
Marketable Securities Issued	--	--	--	10.21
Funds Borrowed from Other Financial Institutions	4.10	4.36	--	7.80
<hr/>				
Prior Period End	EUR %	USD %	JPY %	TL %
Assets				
Cash (Cash in TL, Cash in Foreign Currency, Cash in Transit, Cheques Purchased) and Balances with the Central Bank of Turkey	--	--	--	--
Banks	--	--	--	--
Financial Assets at Fair Value Through Profit/Loss	4.95	6.19	--	10.74
Interbank Money Market Placements	--	--	--	--
Financial Assets Available-for-Sale	--	9.58	--	--
Loans	7.67	7.20	--	15.96
Investment Securities Held-to-Maturity	--	--	--	--
Liabilities				
Bank Deposits	0.74	3.93	--	10.50
Other Deposits	4.17	4.23	--	11.53
Interbank Money Market Funds	--	--	--	5.75
Sundry Creditors	--	--	--	--
Marketable Securities Issued	--	--	--	--
Funds Borrowed from Other Financial Institutions	3.69	3.22	--	7.55

NOTES TO THE FINANCIAL STATEMENTS FOR THE PERIOD ENDED 30 JUNE 2012

(Amounts expressed in thousands of Turkish Lira -TL)

VII. Explanations on liquidity risk

The Bank diversifies its funding resources with deposits and bank borrowings to avoid the liquidity risk. Maturity compliance between assets and liabilities are monitored and liquid assets are kept to meet probable liquidity needs that might result from market fluctuations.

According to BRSA's Official Gazette numbered 26333, dated on November 1, 2006, "Legislation on Measurement and Assessment of Liquidity Adequacy of the Banks", liquidity ratio is required to be 80 % for foreign currency assets/liabilities and 100 % for total assets/liabilities in the calculation of the bank's weekly and monthly reporting effective from 1 June 2007. Liquidity ratios for the current period are shown below:

	First Maturity Slice (Weekly)		Second Maturity Slice (Monthly)	
	FC	FC + TL	FC	FC+TL
Average (%)	119.69	166.26	98.24	133.03
Max. (%)	147.03	189.12	111.92	184.36
Min. (%)	102.27	140.00	86.81	109.55

NOTES TO THE FINANCIAL STATEMENTS FOR THE PERIOD ENDED 30 JUNE 2012

(Amounts expressed in thousands of Turkish Lira -TL)

VII. Explanation related to the liquidity risk (continued)

Presentation of assets and liabilities according to their remaining maturities:

Current Period	Demand	Up to 1 Month	1-3 Months	3-12 Months	1-5 Year	5 Years and Over	Unallocated	Total
Assets								
Cash (Cash in TL, Cash in Foreign Currency, Cash in Transit, Cheques Purchased) and Balances with the Central Bank of Turkey	85,519	138,168	--	--	--	--	--	223,687
Banks	25,946	9,960	--	--	--	--	--	35,906
Financial Assets at Fair Value Through Profit or Loss	--	5,240	5,360	15,601	1,418	12,795	--	40,414
Interbank Money Market Placements	--	--	--	--	--	--	--	--
Financial Assets Available-for-Sale	--	--	2,972	--	11,589	--	5,977	20,538
Loans	--	461,141	1,069,039	582,100	451,934	75,875	14,397	2,654,486
Investment Securities Held-to-Maturity	--	--	--	--	--	--	--	--
Other Assets (*)	--	--	--	--	--	--	46,874	46,874
Total Assets	111,465	614,509	1,077,371	597,701	464,941	88,670	67,248	3,021,905
Liabilities								
Bank Deposits	31,869	36,005	1,136	--	--	--	--	69,010
Other Deposits	119,038	1,072,433	577,759	258,795	--	--	--	2,028,025
Funds Borrowed from Other Financial Institutions	--	6,901	170,395	63,102	89,372	--	--	329,770
Interbank Money Market Funds	--	12,625	--	--	--	--	--	12,625
Marketable Securities Issued	--	--	73,424	70,973	--	--	--	144,397
Sundry Creditors	--	10,174	--	--	--	--	--	10,174
Other Liabilities (**)	--	17,142	5,337	13,837	1,945	251	389,392	427,904
Total Liabilities	150,907	1,155,280	828,051	406,707	91,317	251	389,392	3,021,905
Net Liquidity Gap	(39,442)	(540,771)	249,320	190,994	373,624	88,419	(322,144)	--
Prior Period								
Total Assets	136,410	770,547	322,605	534,098	396,678	266,948	59,463	2,486,749
Total Liabilities	107,705	1,070,358	754,019	288,360	6,104	921	259,282	2,486,749
Net Liquidity Gap	28,705	(299,811)	(431,414)	245,738	390,574	266,027	(199,819)	--

(*) Certain assets on the balance sheet that are necessary for the banking operations but not convertible into cash in the short term such as tangible assets, investments in associates, joint ventures and subsidiaries, stationary supplies and prepaid expenses are included in this column.

(**) Shareholders' equity and provisions are classified in other liabilities in unallocated column.

VIII. Explanations on presentation of financial assets and liabilities at their fair values

Not prepared in compliance with the Article 25 of the communiqué "Financial Statements and Related Disclosures and Footnotes to be Announced to Public by Banks".

NOTES TO THE FINANCIAL STATEMENTS FOR THE PERIOD ENDED 30 JUNE 2012

(Amounts expressed in thousands of Turkish Lira -TL)

SECTION FIVE

EXPLANATIONS AND NOTES TO THE FINANCIAL STATEMENTS

I. Explanations and disclosures related to the assets

1. Information on cash and balances with the Central Bank of Turkey

	Current Period		Prior Period	
	TL	FC	TL	FC
Cash in TL /Foreign Currency	6,107	8,293	3,245	12,859
Balances with the Central Bank of Turkey	43,166	166,121	74,458	152,823
Other	--	--	--	--
Total	49,273	174,414	77,703	165,682

1.1 Information related to the account of the Central Bank of Turkey

	Current Period		Prior Period	
	TL	FC	TL	FC
Unrestricted Demand Deposits	43,166	27,953	74,458	26,944
Unrestricted Time Deposits	--	--	--	--
Restricted Time Deposits	--	138,168	--	125,879
Total	43,166	166,121	74,458	152,823

According to the communiqué No: 2005/1 on “Reserve Deposits”, the banks operating in Turkey are required to keep reserve deposit at the rates varying from 5% - 11% and denominated in TL for TL liabilities depending on maturities of liabilities and at the rate 6% - 11% and denominated mainly in EUR and USD for FC liabilities. Reserve deposits do not earn interest.

2. Information on financial assets at fair value through profit or loss:

2.1 Information on financial assets at fair value through profit and loss given as collateral or blocked

	Current Period		Prior Period	
	TL	FC	TL	FC
Share Certificates	--	--	--	--
Bonds, Treasury Bills and Similar Marketable Securities	6,418	--	5,967	756
Other	--	--	--	--
Total	6,418	--	5,967	756

Trading securities given as collateral represent those collaterals given to the Central Bank of Turkey, and ISE Clearing and Custody Bank (Takasbank) for liquidity, interbank money market, foreign exchange market and other transactions, as of balance sheets dates.

NOTES TO THE FINANCIAL STATEMENTS FOR THE PERIOD ENDED 30 JUNE 2012

(Amounts expressed in thousands of Turkish Lira -TL)

2.2 Financial assets at fair value through profit and loss subject to repurchase agreements

	Current Period		Prior Period	
	TL	FC	TL	FC
Share Certificates	--	--	--	--
Bonds, Treasury Bills and Similar Marketable Securities	9,887	--	6,930	--
Total	9,887	--	6,930	--

2.3 Positive differences relating to derivative financial assets held-for-trading

	Current Period		Prior Period	
	TL	FC	TL	FC
Forward Transactions	2,552	--	1,691	--
Swap Transactions	15,859	--	15,038	--
Futures Transactions	--	--	--	--
Options	613	687	13	1,071
Other	--	--	--	--
Total	19,024	687	16,742	1,071

3. Information on Banks**3.1 Information on banks**

	Current Period		Prior Period	
	TL	FC	TL	FC
Banks	123	35,783	122	18,781
Domestic	9	--	8	--
Foreign	114	35,783	114	18,781
Foreign head-offices and branches	--	--	--	--
Total	123	35,783	122	18,781

4. Information on financial assets available-for-sale

	Current Period		Prior Period	
	TL	FC	TL	FC
Debt instruments	14,564	--	15,830	--
Quoted on Stock Exchange	14,564	--	15,830	--
Unquoted on Stock Exchange	--	--	--	--
Share certificates	5,974	--	14	--
Quoted on Stock Exchange	5,960	--	--	--
Unquoted on Stock Exchange	14	--	14	--
Impairment provision (-)	--	--	--	--
Total	20,538	--	15,844	--

NOTES TO THE FINANCIAL STATEMENTS FOR THE PERIOD ENDED 30 JUNE 2012

(Amounts expressed in thousands of Turkish Lira -TL)

5. Information on loans

5.1 Information on all types of loans and advances given to shareholders and employees of the Bank

	Current Period		Prior Period	
	Cash	Non-Cash	Cash	Non-Cash
Direct loans granted to shareholders	--	10,250	--	9,702
Corporate Shareholders	--	10,250	--	9,702
Individual Shareholders	--	--	--	--
Indirect Loans Granted to Shareholders	--	--	--	--
Loans Granted to Employees	473	--	366	--
Total	473	10,250	366	9,702

5.2 Information on the first and second group loans and other receivables including restructured or rescheduled loans

	Standard Loans and Other		Loans and Other Receivables	
	Receivables		Under Close Monitoring	
	<i>Loans and Other Receivables</i>	<i>Restructured or Rescheduled</i>	<i>Loans and Other Receivables</i>	<i>Restructured or Rescheduled</i>
Cash Loans				
Non-specialized Loans	2,591,238	--	31,166	17,685
Discount Notes	69,466	--	--	--
Export Loans	154,644	--	--	--
Import Loans	--	--	--	--
Loans given to Financial Sector	275,503	--	--	--
Foreign Loans	13,342	--	--	--
Consumer Loans	208,337	--	17,154	4,622
Credit Card	591	--	--	--
Precious Metal Loans	--	--	--	--
Other	1,869,355	--	14,012	13,063
Specialized Loans	--	--	--	--
Other Receivables	--	--	--	--
Total	2,591,238	--	31,166	17,685

NOTES TO THE FINANCIAL STATEMENTS FOR THE PERIOD ENDED 30 JUNE 2012

(Amounts expressed in thousands of Turkish Lira -TL)

5.3 *Information on consumer loans, individual credit cards and credit cards given to personnel:*

	Short-Term	Medium or Long Term	Total
Consumer Loans-TL	2,560	45,787	48,347
Real Estate Loans	--	17,940	17,940
Vehicle Loans	--	712	712
General Purpose Loans	2,560	27,135	29,695
Other	--	--	--
Consumer Loans-Indexed to FC	--	181,071	181,071
Real Estate Loans	--	174,003	174,003
Vehicle Loans	--	2	2
General Purpose Loans	--	7,066	7,066
Other	--	--	--
Consumer Loans-FC	--	--	--
Real Estate Loans	--	--	--
Vehicle Loans	--	--	--
General Purpose Loans	--	--	--
Other	--	--	--
Individual Credit Cards-TL	519	--	519
With Installment	--	--	--
Without Installment	519	--	519
Individual Credit Cards-FC	3	--	3
With Installment	--	--	--
Without Installment	3	--	3
Loans Given to Employees-TL	89	305	394
Real Estate Loans	--	--	--
Vehicle Loans	--	--	--
General Purpose Loans	89	305	394
Other	--	--	--
Loans Given to Employees - Indexed to FC	--	10	10
Real Estate Loans	--	--	--
Vehicle Loans	--	--	--
General Purpose Loans	--	10	10
Other	--	--	--
Loans Given to Employees - FC	--	--	--
Real Estate Loans	--	--	--
Vehicle Loans	--	--	--
General Purpose Loans	--	--	--
Other	--	--	--
Personnel Credit Cards - TL	69	--	69
With Installment	--	--	--
Without Installment	69	--	69
Personnel Credit Cards - FC	--	--	--
With Installment	--	--	--
Without Installment	--	--	--
Overdraft Loans-TL (Real Persons)	291	--	291
Overdraft Loans-FC (Real Persons)	--	--	--
Total	3,531	227,173	230,704

NOTES TO THE FINANCIAL STATEMENTS FOR THE PERIOD ENDED 30 JUNE 2012

(Amounts expressed in thousands of Turkish Lira -TL)

5.4 Information on commercial loans with installments and corporate credit cards

	Short Term	Medium or Long Term	Total
Installment Commercial Loans - TL	45,025	152,351	197,376
Real Estate Loans	--	51	51
Vehicle Loans	346	4,072	4,418
General Purpose Loans	44,679	148,228	192,907
Other	--	--	--
Installment Commercial Loans – Indexed to FC	3,329	93,518	96,847
Real Estate Loans	--	7,728	7,728
Vehicle Loans	--	571	571
General Purpose Loans	3,329	85,219	88,548
Other	--	--	--
Installment Commercial Loans - FC	--	--	--
Real Estate Loans	--	--	--
Vehicle Loans	--	--	--
General Purpose Loans	--	--	--
Other	--	--	--
Corporate Credit Cards - TL	--	--	--
With Installment	--	--	--
Without Installment	--	--	--
Corporate Credit Cards - FC	--	--	--
With Installment	--	--	--
Without Installment	--	--	--
Overdraft Loans-TL (Legal Entities)	7,788		7,788
Overdraft Loans-FC (Legal Entities)	--	--	--
Total	56,142	245,869	302,011

5.5 Allocation of Domestic and Foreign Loans

	Current Period	Prior Period
Domestic Loans	2,626,747	2,095,036
Foreign Loans	13,342	--
Total	2,640,089	2,095,036

5.6 Loans granted to subsidiaries and associates

None.

NOTES TO THE FINANCIAL STATEMENTS FOR THE PERIOD ENDED 30 JUNE 2012

(Amounts expressed in thousands of Turkish Lira -TL)

5.7 *Specific provisions provided against loans*

Specific Provisions	Current Period	Prior Period
Loans and receivables with limited collectability	476	261
Loans and receivables with doubtful collectability	3,733	842
Uncollectible loans and receivables	3,890	3,624
Total	8,099	4,727

5.8 *Information on non-performing loans (Net)*5.8.1 *Information on loans and other receivables included in non-performing loans which are restructured or rescheduled*

	Group III Loans and receivables with limited collectability	Group IV Loans and receivables with doubtful collectability	Group V Uncollectible loans and receivables
Current Period	--	500	112
(Gross Amounts before Specific Provisions)			
Restructured Loans and Other Receivables	--	500	112
Rescheduled Loans and Other Receivables	--	--	--
Prior Period	166	--	98
(Gross Amounts before Specific Provisions)			
Restructured Loans and Other Receivables	166		98
Rescheduled Loans and Other Receivables	--	--	--

5.8.2 *Movement on non-performing loans*

	Group III Loans and receivables with limited collectability	Group IV Loans and receivables with doubtful collectability	Group V Uncollectible loans and receivables
Balances at Beginning of Period	4,718	2,203	9,447
Additions (+)	12,292	36	39
Transfers from Other Categories of Non-Performing Loans (+)	--	8,331	2,310
Transfers to Other Categories of Non-Performing Loans (-)	8,331	2,310	--
Collections (-) (*)	3,085	1,718	1,435
Write-offs (-)	--	--	--
Corporate and Commercial Loans	--	--	--
Retail Loans	--	--	--
Credit Cards	--	--	1
Other	--	--	--
Balances at End of the Period	5,594	6,542	10,360
Specific Provisions (-)	476	3,733	3,890
Net Balance on Balance Sheet	5,118	2,809	6,470

NOTES TO THE FINANCIAL STATEMENTS FOR THE PERIOD ENDED 30 JUNE 2012

(Amounts expressed in thousands of Turkish Lira -TL)

5.8.3 *Information on non-performing loans and other receivables in foreign currencies (*)*

	Group III	Group IV	Group V
	Loans and receivables with limited collectability	Loans and receivables with doubtful collectability	Uncollectible loans and receivables
Current Period			
Balance as of the Period End	--	991	6,044
Specific Provisions (-)	--	185	2,755
Net Balance on Balance Sheet	--	806	3,289
Prior Period			
Balance as of the Period End	1,066	485	6,884
Specific Provisions (-)	53	80	2,539
Net Balance on Balance Sheet	1,013	405	4,345

(*) Information refers to non-performing foreign currency indexed loans.

5.8.4 *Information regarding gross and net amounts of non-performing loans with respect to user groups*

	Group III	Group IV	Group V
	Loans and receivables with limited collectability	Loans and receivables with doubtful collectability	Uncollectible loans and receivables
Current Period (Net)	5,118	2,809	6,470
Loans to Real Persons and Legal Entities (Gross)	5,594	6,542	10,360
Specific provisions (-)	476	3,733	3,890
Loans Granted to Real Persons and Legal Entities (Net)	5,118	2,809	6,470
Banks (Gross)	--	--	--
Specific provisions (-)	--	--	--
Banks (Net)	--	--	--
Other Loan and Receivables (Gross)	--	--	--
Specific provisions (-)	--	--	--
Other Loan and Receivables (Net)	--	--	--
Prior Period (Net)	4,457	1,361	5,823
Loans to Real Persons and Legal Entities (Gross)	4,718	2,203	9,447
Specific provisions (-)	261	842	3,624
Loans to Real Persons and Legal Entities (Net)	4,457	1,361	5,823
Banks (Gross)	--	--	--
Specific provisions (-)	--	--	--
Banks (Net)	--	--	--
Other Loan and Receivables (Gross)	--	--	--
Specific provisions (-)	--	--	--
Other Loan and Receivables (Net)	--	--	--

NOTES TO THE FINANCIAL STATEMENTS FOR THE PERIOD ENDED 30 JUNE 2012

(Amounts expressed in thousands of Turkish Lira -TL)

5.9 Other Disclosures and Footnotes

Explanations on the loans and other receivables of the Bank for which the payment schedules are revised as per the agreement:

(i) Loans for which the payment schedules are revised for once:

Loan with Extended Maturities						
	Up to 1 Month	1-3 Months	3-12 Months	1-5 Years	5 Years and over	Total
Current Period						
Amount	2,383	15,660	8,853	479	--	27,375
Quantity	3	2	4	9	--	18
Prior Period						
Amount	4,063	15,299	3,154	9,050	--	31,566
Quantity	2	1	3	10	--	16

There is no loan for which the payment schedule is revised more than once (31 December 2011: None).

5.10 Liquidation policy for uncollectible loans and other receivables

The Bank allocates 100% provision for uncollectible loans. If the Bank has collateral, non-performing loans and other receivables are collected through liquidation of these collaterals. In the absence of collateral, the Bank performs periodical market intelligence and tries to determine the assets acquired subsequently by the debtor and applies to the legal follow-up process.

5.11 Explanations related to write-off policy

In case of all necessary conditions based on the relevant regulation occur, all impaired loans are written-off by the Board of Directors' decision.

6. Information on held-to-maturity investments

The Bank does not have any held to maturity investments as of 30 June 2012.

7. Information on associates

The Bank does not have any associates as of 30 June 2012.

8. Information on subsidiaries

The Bank does not have any subsidiaries as of 30 June 2012.

9. Information on entities under common control (Joint Ventures)

The Bank does not have any entities under common control as of 30 June 2012.

10. Information on lease receivables

The Bank does not have any lease agreements as of 30 June 2012.

11. Information on derivative financial assets held for hedging purposes**11.1 Positive differences table of derivative financial assets held for hedging purposes**

	Current Period		Prior Period	
	TL	FC	TL	FC
Fair Value Hedge	--	--	--	--
Cash Flow Hedge	--	--	--	--
Hedging of a Net Investment in Foreign Subsidiaries	--	--	--	--
Total	--	--	--	--

12. Information on tangible assets

Not prepared in compliance with the Article 25 of the communiqué “Financial Statements and Related Disclosures and Footnotes to be Announced to Public by Banks”.

13. Information on intangible assets

Not prepared in compliance with the Article 25 of the communiqué “Financial Statements and Related Disclosures and Footnotes to be Announced to Public by Banks”.

14. Information on investment properties

None.

15. Information on deferred tax asset

As of 30 June 2012, the deferred tax asset amounting to TL 13,716 is calculated by netting of carryforward tax losses, deductible temporary differences and taxable temporary differences (31 December 2011: TL 20,472)

As of 30 June 2012, TL 14,266 (31 December 2011: TL 21,078) of deferred tax asset consist of deferred tax asset from carry forward tax losses, and remaining tax bases are the differences between the book value of assets and liabilities on the balance sheet as of 30 June 2012 and their taxable values in accordance with tax legislation which will be considered in the calculation of the subsequent periods profit and losses. The deferred tax assets and liabilities are presented as net in the accompanying financial statements.

16. Information on assets held for sale and non-current assets related to discontinued operations

As of 30 June 2012, the Bank has TL 5,984 assets held for sale (31 December 2011: TL 6,270).

17. Information on other assets

Other assets do not exceed 10% of total assets excluding the off-balance sheet items.

17.1 Information on prepaid expenses, tax and similar items

As of 30 June 2012, total prepaid expenses are TL 3,743 (31 December 2011: TL 1,301).

NOTES TO THE FINANCIAL STATEMENTS FOR THE PERIOD ENDED 30 JUNE 2012

(Amounts expressed in thousands of Turkish Lira -TL)

II. Explanations and disclosures related to liabilities**1. Information on deposits****1.1 Information on maturity structure of deposits****Current Period**

	Demand	7 Day Call Accounts	Up to 1 Month	1-3 Months	3-6 Months	6 Months -1 Year	1 Year and Over	Total
Saving Deposits	9,429	--	12,023	636,476	258,418	57,683	3,905	977,934
Foreign Currency								
Deposits	72,677	--	43,863	360,510	39,865	8,146	33,266	558,327
Residents in Turkey	61,557	--	43,863	352,401	39,120	7,272	424	504,637
Residents Abroad	11,120	--	--	8,109	745	874	32,842	53,690
Public Sector Deposits	--	--	--	--	--	--	--	--
Commercial Deposits	36,889	--	53,516	81,850	22,333	130,650	134,070	459,308
Other Ins. Deposits	43	--	391	30,742	1,261	19	--	32,456
Precious Metal Deposits	--	--	--	--	--	--	--	--
Interbank Deposits	31,869	--	21,986	15,155	--	--	--	69,010
Central Bank of Turkey	--	--	--	--	--	--	--	--
Domestic Banks	11,835	--	21,285	--	--	--	--	33,120
Foreign Banks	20,034	--	701	15,155	--	--	--	35,890
Special Finan.Inst.	--	--	--	--	--	--	--	--
Other	--	--	--	--	--	--	--	--
Total	150,907	--	131,779	1,124,733	321,877	196,498	171,241	2,097,035

Prior Period

	Demand	7 Day Call Accounts	Up to 1 Month	1-3 Months	3-6 Months	6 Months -1 Year	1 Year and Over	Total
Saving Deposits	5,202	--	4,911	633,741	299,567	30,310	2,186	975,917
Foreign Currency								
Deposits	66,053	--	38,303	319,628	37,587	2,230	35,620	499,421
Residents in Turkey	59,155	--	37,551	314,517	36,495	1,876	751	450,345
Residents Abroad	6,898	--	752	5,111	1,092	354	34,869	49,076
Public Sector Deposits	--	--	--	--	--	--	--	--
Commercial Deposits	35,461	--	9,439	172,455	204,914	113,944	--	536,213
Other Ins. Deposits	238	--	--	--	--	--	--	238
Precious Metal								
Deposits	--	--	--	--	--	--	--	--
Interbank Deposits	751	--	16,753	21,212	--	--	--	38,716
Central Bank of Turkey	--	--	--	--	--	--	--	--
Domestic Banks	--	--	16,753	5,690	--	--	--	22,443
Foreign Banks	751	--	--	15,522	--	--	--	16,273
Special Finan. Inst.	--	--	--	--	--	--	--	--
Other	--	--	--	--	--	--	--	--
Total	107,705	--	69,406	1,147,036	542,068	146,484	37,806	2,050,505

NOTES TO THE FINANCIAL STATEMENTS FOR THE PERIOD ENDED 30 JUNE 2012

(Amounts expressed in thousands of Turkish Lira -TL)

1.2 Information on saving deposits under the guarantee of saving deposit insurance and exceeding the limit of saving deposit insurance:

	Under the Guarantee of Deposit Insurance		Exceeding the limit of Deposit Insurance	
	Current Period	Prior Period	Current Period	Prior Period
Saving Deposits	186,456	166,620	787,948	805,016
Foreign Currency Saving Deposits	48,519	51,406	276,765	288,005
Other Deposits in the Form of Saving Deposits	--	--	--	--
Foreign Branches' Deposits Under Insurance of Foreign Authorities	--	--	--	--
Off-shore Banking Regions' Deposits Under Foreign Authorities' Insurance	--	--	--	--
Total	234,975	218,026	1,064,713	1,093,021

1.3 Saving deposits in Turkey are not covered by any insurance in any other countries since the Bank's headquarter is not located abroad.**1.4 Saving deposits that are not under the guarantee of deposit insurance fund**

	Current Period	Prior Period
Deposits and accounts in branches abroad	--	--
Deposits of ultimate shareholders and their close families	--	1,751
Deposits of chairman and members of the Board of Directors and their close families	3,303	3,223
Deposits obtained through illegal acts defined in the 282nd Article of the 5237 numbered Turkish Criminal Code dated 26 September 2004.	--	--
Saving deposits in banks established in Turkey exclusively for off shore banking activities	--	--

2. Information on derivative financial liabilities held for trading**2.1 Information on negative differences relating to derivative financial liabilities held for trading**

Trading Purpose Derivative Financial Liabilities	Current Period		Prior Period	
	TL	FC	TL	FC
Forward Transactions	12,315	--	10,676	--
Swap Transactions	4,664	--	4,695	--
Futures Transactions	--	--	--	--
Options	508	699	--	944
Other	--	--	--	--
Total	17,487	699	15,371	944

NOTES TO THE FINANCIAL STATEMENTS FOR THE PERIOD ENDED 30 JUNE 2012

(Amounts expressed in thousands of Turkish Lira -TL)

3. Information on banks and other financial institutions

	Current Period		Prior Period	
	TL	FC	TL	FC
Loans from Central Bank of Turkey	--	--	--	--
From Domestic Banks and Institutions	1,887	3,313	1,115	1,638
From Foreign Banks, Institutions and Funds	--	324,570	--	27,003
Total	1,887	327,883	1,115	28,641

3.1 Maturity analysis of borrowings

	Current Period		Prior Period	
	TL	FC	TL	FC
Short-Term	1,200	236,627	1,115	28,641
Medium and Long Term	687	91,256	--	--
Total	1,887	327,883	1,115	28,641

3.2 Additional explanation related to the concentrations of the Bank's major liabilities:

In the scope of normal banking operations, the Bank funds itself through funds provided deposits, bank debts and bond issuance.

4. Other Liabilities**4.1 Informations related with issued instruments**

The Bank issued discounted bank bonds with a nominal value of TL 75,000 and 178 days to maturity on 2 March 2012 and discounted bank bonds with a nominal value of TL 75,000 and 178 days to maturity on 18 June 2012.

	TL		FC	
	Short Term	Medium and Long Term	Short Term	Medium and Long Term
Nominal	149,005	--	--	--
Cost	144,421	--	--	--
Carrying Amount	144,397	--	--	--

4.2 Sundry Creditors and Other Liabilities

Sundry creditors and other liabilities of balance sheet does not exceed % 10 of the balance sheet total.

5. Criteria used in the determination of lease installments in the finance lease contracts, renewal and purchase options, restrictions, and significant burdens imposed on the bank on such contracts

As of 30 June 2012, the Bank has no financial lease agreements (31 December 2011: None).

5.1 Changes in agreements and further commitments arising

None.

5.2 Obligations under financial lease

None.

NOTES TO THE FINANCIAL STATEMENTS FOR THE PERIOD ENDED 30 JUNE 2012

(Amounts expressed in thousands of Turkish Lira -TL)

5.3 Information on operational leases and footnotes

The Bank has operational lease agreements for some of its bank branches. If the rental payments is made in advance, the paid amount is accounted under prepaid expenses in “Other Assets”, in the following months, the rental expenses belonging to those months are recorded in profit/loss accounts.

The Bank does not incur any liability as a result of any changes in operational lease agreements. The Bank does not have any obligation from operational lease agreements.

5.4 Information on “Sale-and-lease back” agreements

In the current period, there is no sale and lease back agreements.

6. Information on derivative financial liabilities for hedging purposes

	Current Period		Prior Period	
	TL	FC	TL	FC
Fair Value Hedge	--	--	--	--
Cash Flow Hedge	--	--	--	--
Hedging of a Net Investment in Foreign Subsidiaries	--	--	--	--
Total	--	--	--	--

7. Information on provisions**7.1 Information on general provisions**

	Current Period	Prior Period
Provisions for First Group Loans and Receivables	25,906	21,013
Provisions for Second Group Loans and Receivables	1,354	869
Provisions for Non-Cash Loans	1,176	871
Other	--	--
Total	28,436	22,753

7.2 Foreign exchange losses on the foreign currency indexed loans and finance lease receivables

The foreign exchange losses on the foreign currency indexed loans as of 30 June 2012, amounting to TL 1,739 (31 December 2011: TL 305) are netted off from loans on the balance sheet.

7.3 The specific provisions provided for unindemnified non cash loans

As of 30 June 2012, the specific provision provided for unindemnified non cash loans is TL 347 (31 December 2011: TL 63).

7.4 Explanation on other provisions**7.4.1 Provisions for possible losses:**

None.

7.4.2 The breakdown of the subsidiary accounts if other provisions exceed 10% of the grand total provisions:

None.

NOTES TO THE FINANCIAL STATEMENTS FOR THE PERIOD ENDED 30 JUNE 2012

(Amounts expressed in thousands of Turkish Lira -TL)

7.4.3 Explanations on reserves for employee benefits

As of 30 June 2012, reserves for employee benefits amounted to TL 2,502 (31 December 2011: TL 2,010) comprise of TL 346 reserve for employee termination benefits (31 December 2011: TL 323), TL 1,806 unused vacation accrual (31 December 2011: TL 1,687) and TL 350 personnel premium accrual (31 December 2011: None).

8. Explanations on tax liabilities**8.1 Explanations on current tax liability****8.1.1 Explanations on tax provision**

As of 30 June 2012 and 31 December 2011, the Bank has no corporate tax liability.

8.1.2 Information on taxes payable

	Current Period	Prior Period
Corporate taxes payable	--	--
Taxation on securities	2,739	1,856
Property tax	96	93
Banking and Insurance Transaction Tax (BITT)	2,337	1,700
Taxes on foreign exchange transactions	--	--
Value added taxes payable	18	65
Income tax ceased from wages	832	920
Other	72	46
Total	6,094	4,680

8.1.3 Information on premiums

	Current Period	Prior Period
Social security premiums- employee	628	506
Social security premiums- employer	889	720
Bank social aid pension fund premium- employee	--	--
Bank social aid pension fund premium- employer	--	--
Pension fund membership fees and provisions- employee	--	--
Pension fund membership fees and provisions- employer	--	--
Unemployment insurance- employee	44	35
Unemployment insurance- employer	88	71
Other	1	--
Total	1,650	1,332

8.2 Explanations on deferred tax liabilities

None.

9. Information on liabilities regarding assets held for sale and discontinued operations

None.

10. Explanations on subordinated loans

None.

NOTES TO THE FINANCIAL STATEMENTS FOR THE PERIOD ENDED 30 JUNE 2012

(Amounts expressed in thousands of Turkish Lira -TL)

11. Information on shareholders' equity**11.1 Paid-in capital**

	Current Period	Prior Period
Common Stock	426,650	325,000
Preferred Stock	--	--

11.2 Paid-in capital amount, explanation as to whether the registered share capital system is applied at the bank; if so the amount of registered share capital ceiling:

Registered share capital system is not applied.

11.3 Information on share capital increases and their sources; other information on increased capital shares in current period

As of 20 September 2011, the Bank decided to increase its paid in capital by 41,000,000 Euro in terms of TL equivalent.

The first tranche of the related increase was transferred to the Bank on 10 October 2011 as TL 52,250; the second tranche was transferred on 1 December 2011 as TL 49,400. As of 31 December 2011, such capital payments are accounted for under the "Sundry Creditors". Following the approval of the BRSA, the extraordinary General Assembly was held on 26 January 2012 and the increase in paid in capital was registered. Accordingly, the Bank's capital has increased to TL 426,650.

Date of the increase	Increase Amount	Cash	Increase Funded by Profit Reserves	Increase Funded by Capital Reserves
26 January 2012	101,650 TL	TL 101,650	--	--

11.4 Information on share capital increases from revaluation funds

None.

11.5 Information on capital commitments the purpose and the sources until the end of the fiscal year and the subsequent interim period:

The capital is totally paid in and there are no capital commitments.

11.6 Indicators of the Bank's income, profitability and liquidity for the prior periods and possible effects of these future assumptions due to the uncertainty of these indicators on the Bank's equity:

None.

11.7 Information on privileges given to stocks representing the capital

The Bank does not have any preferred shares.

11.8 Common stock issue premiums, shares and equity instruments

None.

NOTES TO THE FINANCIAL STATEMENTS FOR THE PERIOD ENDED 30 JUNE 2012

(Amounts expressed in thousands of Turkish Lira -TL)

11.9 Information on marketable securities value increase fund

	Current Period		Prior Period	
	TL	FC	TL	FC
From Subsidiaries, Associates, and Entities Under Common Control (Joint Ventures)	--	--	--	--
Security Valuation Difference	132	(305)	--	(1,727)
Exchange Difference	--	--	--	--
Total	132	(305)	--	(1,727)

11.10 Information on revaluation reserve

TL 12,669 gain on sale of the head office building in the year 2008 had been recognized as income in accordance with Turkish Accounting Standards. With decision of the General Assembly dated 16 March 2009, 75% of the gain, which corresponds to TL 9,502 were decided to be transferred to a special funds account at the stage of distribution of profit for the year 2008 and it will not be transferred to any other account except for share capital for a 5-year period in order to benefit from the tax exemptions stated in Corporate Tax Law No: 5520, article 5/e. The Bank has transferred this amount to "Fixed Assets Revaluation Reserve" account.

11.11 Bonus shares of Subsidiaries, Associates and Joint Ventures

None.

11.12 Information on legal reserves

None.

11.13 Information on extraordinary reserves

None.

12. Information on minority shares

None.

NOTES TO THE FINANCIAL STATEMENTS FOR THE PERIOD ENDED 30 JUNE 2012

(Amounts expressed in thousands of Turkish Lira -TL)

III. Explanations and disclosures related to off-balance sheet contingencies and commitments**1. Information on off-balance sheet commitments****1.1 Nature and amount of irrevocable loan commitments:**

	Current Period	Prior Period
Asset sale and purchase commitments	886,977	493,362
Credit card limit commitments	4,561	4,861
Commitments for promotion on credit cards and banking services	84	80
Commitments for Credit allocation with the guarantee of usage	196,938	37,652
Commitment for cheques	31,721	19,425
Other irrevocable commitments	1,127	--
Total	1,121,408	555,380

1.2 Possible losses and commitments related to off-balance sheet items, including the ones listed below**1.2.1 Non-cash loans including guarantees, acceptances, financial guarantee and other letters of credits**

As of 30 June 2012, the Bank has letters of guarantee amounting to TL 181,273, letters of credit amounting to TL 28,960, and bills of exchange and acceptances amounting to TL 6,426.

As of 31 December 2011, the Bank has letters of guarantee amounting to TL 181,203, letters of credit amounting to TL 47,173.

	Current Period	Prior Period
Letters of Guarantee FC	93,233	97,565
Letters of Guarantee TL	88,040	83,638
Letters of Credit	28,960	47,173
Bills of Exchange and Acceptances	6,426	--
Total	216,659	228,376

1.2.2 Revocable, irrevocable guarantees and other similar commitments and contingencies

	Current Period	Prior Period
Revocable Letters of Guarantee	35,530	30,496
Irrevocable Letters of Guarantee	104,675	114,469
Letters of Guarantee Given in Advance	23,587	15,590
Letters of Guarantee Given to Customs	1,436	976
Other Letters of Guarantee	16,045	19,672
Total	181,273	181,203

2. Total amount of non-cash loans

	Current Period	Prior Period
Non-Cash Loans Given against Cash Loans	--	--
With Original Maturity of 1 Year or Less Than 1 Year	--	--
With Original Maturity of More Than 1 Year	--	--
Other Non-Cash Loans	216,659	228,376
Total	216,659	228,376

3. Information related to sector based risk exposure

Not prepared in compliance with the Article 25 of the communiqué “Financial Statements and Related Disclosures and Footnotes to be Announced to Public by Banks”.

4. Information on the first and second group of non-cash loans

Not prepared in compliance with the Article 25 of the communiqué “Financial Statements and Related Disclosures and Footnotes to be Announced to Public by Banks”.

5. Information related to derivative financial instruments

Not prepared in compliance with the Article 25 of the communiqué “Financial Statements and Related Disclosures and Footnotes to be Announced to Public by Banks”.

6. Explanations on contingent liabilities and assets

None.

7. Custodian and intermediary services

The Bank provides trading and safe keeping services in the name and account of third parties, which are presented in the statement of contingencies and commitments.

NOTES TO THE FINANCIAL STATEMENTS FOR THE PERIOD ENDED 30 JUNE 2012

(Amounts expressed in thousands of Turkish Lira -TL)

IV. Explanations and disclosures related to the income statement**1. Interest Income****1.1 Information on interest on loans (*)**

	Current Period		Prior Period	
	TL	FC	TL	FC
Interest on loans				
Short Term Loans	93,940	7,941	25,676	2,701
Medium and Long Term Loans	30,268	20,692	20,652	2,687
Interest on Non-Performing Loans	705	--	577	--
Premiums received from Resource Utilization				
Support Fund	--	--	--	--
Total	124,913	28,633	46,905	5,388

*Includes fees and commissions obtained from cash loans.

1.2 Information on interest income received from banks

	Current Period		Prior Period	
	TL	FC	TL	FC
The Central Bank of Turkey	--	--	--	--
Domestic Banks	258	11	177	13
Foreign Banks	2	2	11	--
Branches and Head Office Abroad	--	--	--	--
Total	260	13	188	13

1.3 Interest received from marketable securities portfolio

	Current Period		Prior Period	
	TL	FC	TL	FC
Financial Assets Held for Trading	618	336	780	374
Financial Assets at Fair Value Through Profit or Loss	--	--	--	--
Financial Assets Available-for-sale	73	792	--	--
Investment Securities Held-to-maturity	--	--	--	--
Total	691	1,128	780	374

1.4 Information on interest income received from associates and subsidiaries

	Current Period	Prior Period
Interest Received from Associates and Subsidiaries	--	--

NOTES TO THE FINANCIAL STATEMENTS FOR THE PERIOD ENDED 30 JUNE 2012

(Amounts expressed in thousands of Turkish Lira -TL)

2. Interest Expense**2.1 Information on interest on funds borrowed**

	Current Period		Prior Period	
	TL	FC	TL	FC
Banks	63	5,187	7	3,991
The Central Bank of Turkey	--	--	--	--
Domestic Banks	63	48	7	15
Foreign Banks	--	5,139	--	3,976
Branches and Head Office Abroad	--	--	--	--
Other Financial Institutions	--	211	--	--
Total	63	5,398	7	3,991

2.2 Information on interest expenses to associates and subsidiaries

None.

2.3 Information on interest expenses to securities issued

Not prepared in compliance with the Article 25 of the communiqué “Financial Statements and Related Disclosures and Footnotes to be Announced to Public by Banks”.

2.4 Distribution of interest expense on deposits based on maturity of deposits:

Not prepared in compliance with the Article 25 of the communiqué “Financial Statements and Related Disclosures and Footnotes to be Announced to Public by Banks”.

3. Information on dividend income

None.

4. Information on net trading income / loss

	Current Period	Prior Period
Income	71,909	71,669
Gains on capital market operations	2,059	2,156
Gains on derivative financial instruments	64,820	63,536
Foreign exchange gains	5,030	5,977
Loss (-)	50,958	74,435
Losses on capital market operations	537	514
Losses on derivative financial instruments	44,804	66,775
Foreign exchange losses	5,617	7,146
Net Trading Income / Loss	20,951	(2,766)

5. Information on other operating income

The Bank accounted for the income arising from collections or reversals of various provisions especially the specific provisions for loan losses in the “Other Operating Income”. Remaining part of the other operating income is made up of fees charged to customers for various banking services and income on sale of assets.

NOTES TO THE FINANCIAL STATEMENTS FOR THE PERIOD ENDED 30 JUNE 2012

(Amounts expressed in thousands of Turkish Lira -TL)

6. Impairment on loans and other receivables

	Current Period	Prior Period
Specific Provisions on Loans and Other Receivables:	4,024	1,012
<i>III. Group Loans and Receivables</i>	380	258
<i>IV. Group Loans and Receivables</i>	2,851	--
<i>V. Group Loans and Receivables</i>	793	754
General Loan Loss Provisions	5,683	6,118
Free Provision for Probable Risks	--	--
Impairment Losses on Securities:	--	--
<i>Financial Assets at Fair Value Through Profit or Loss</i>	--	--
<i>Financial Assets Available-for-Sale</i>	--	--
Impairment Losses on Associates, Subsidiaries, Joint Ventures and Investment Securities Held to Maturity:	--	--
<i>Associates</i>	--	--
<i>Subsidiaries</i>	--	--
<i>Joint Ventures</i>	--	--
<i>Investments held to maturity</i>	--	--
Other	--	--
Total	9,707	7,130

7. Information related to other operational expenses

	Current Period	Prior Period
Personnel Expenses	25,455	15,750
Provision for Employee Termination Benefits	44	221
Provision for Bank's Social Aid Fund Deficit	--	--
Impairment Losses on Tangible Assets	--	--
Depreciation Charges of Tangible Assets	1,644	2,126
Impairment Losses on Intangible Assets	--	--
Amortization Charges of Intangible Assets	1,527	825
Impairment Losses on Investment Accounted for under Equity Method	--	--
Impairment of Assets to be Disposed	--	--
Depreciation of Assets to be Disposed	44	11
Impairment of Assets Held for Sale	--	--
Other Operating Expenses	10,095	8,053
<i>Operational Leases Expenses</i>	4,879	3,475
<i>Repair and Maintenance Expenses</i>	119	143
<i>Advertisement Expenses</i>	109	191
<i>Other Expenses</i>	4,988	4,244
Losses on Sale of Assets	--	4
Other	5,295	2,485
Total	44,104	29,475

8. Information on profit/loss before tax from continued and discontinued operations

Not prepared in compliance with the Article 25 of the communiqué “Financial Statements and Related Disclosures and Footnotes to be Announced to Public by Banks”.

9. Information on tax provision from continued and discontinued operations

For the period ended as of 30 June 2012, the deferred tax charge of the Bank is TL 6,366 (30 June 2011: None).

10. Information on profit/loss from continued and discontinued operations

Not prepared in compliance with the Article 25 of the communiqué “Financial Statements and Related Disclosures and Footnotes to be Announced to Public by Banks”.

11. Information on net profit/loss for the period

11.1 *The nature and amount of certain income and expense items from ordinary operations is disclosed if the disclosure for nature, amount and repetition rate of such items is required for the complete understanding of the Bank's performance for the period*

In the current and prior periods, the Bank's income from ordinary banking transactions is interest income from loans and marketable securities and other banking service income. Main expenses are interest expense on deposits and similar debt items which are funding resources of loans and marketable securities. The size and frequency of those items do not require making additional explanations.

11.2 *Changes in estimations made by the Bank with respect to the financial statement items do not have a material effect on profit/loss.*

11.3 *As there is no minority share in shareholders' equity, there is no profit or loss attributable to the minority shares.*

12. If “other” lines of the income statement exceeds 10% of the period profit/loss, information on components making up at least 20% of “other” items

The Bank's income statement includes “Other Fees and Commissions Received” of TL 2,310 in the current period; which comprises insurance commissions of TL 541, money transfer commissions of TL 342, investment fund commissions of TL 279, property appraisal commissions of TL 135 and other fees and commissions of TL 1,013. For the prior period, “Other Fees and Commissions Received” comprises of TL 3,000 from brokerage commissions. Income statement includes “Other Fees and Commissions Received” of TL 5,576 in the prior period; TL 3,000 of which is intermediary commissions for banking services.

V. Explanations and disclosures related to statements of changes in shareholders' equity

Not prepared in compliance with the Article 25 of the communiqué “Financial Statements and Related Disclosures and Footnotes to be Announced to Public by Banks”.

VI. Explanations and disclosures related to the statement of cash flows

Not prepared in compliance with the Article 25 of the communiqué “Financial Statements and Related Disclosures and Footnotes to be Announced to Public by Banks”.

NOTES TO THE FINANCIAL STATEMENTS FOR THE PERIOD ENDED 30 JUNE 2012

(Amounts expressed in thousands of Turkish Lira -TL)

VII. Explanations and disclosures on the risk group of the Bank**1. Information on the volume of transactions with the Bank's risk group, lending and deposits outstanding at period end and income and expenses in the current period****1.1 Current Period**

Bank's Risk Group (*)	Associates, Subsidiaries and Joint-Ventures		Bank's Direct and Indirect Shareholder		Other Real Persons and Legal Entities in Risk Group	
	Cash	Non-Cash	Cash	Non-Cash	Cash	Non-Cash
Loans and Other Receivables (**)						
Balance at the Beginning of the Period	--	--	6,161	9,702	3,696	1,817
Balance at the End of the Period	--	--	1,521	10,250	32,865	4,907
Interest and Commission Income Received	--	--	18	2	20	5

(*) Described in article 49 of the Banking Act No: 5411.

(**) Includes all transactions accepted as loans in article 48 of the Banking Act No: 5411.

Prior Period

Bank's Risk Group (*)	Associates, Subsidiaries and Joint-Ventures		Bank's Direct and Indirect Shareholder		Other Real Persons and Legal Entities in Risk Group	
	Current Period	Prior Period	Current Period	Current Period	Prior Period	Current Period
Loans and Other Receivables						
Balance at the Beginning of the Period	--	--	--	--	--	450
Balance at the End of the Period	--	--	6,161	9,702	3,696	1,817
Interest and Commission Income Received	--	--	2	3	--	--

(*) Described in article 49 of the Banking Act No: 5411.

1.2 Information on deposits to the Bank's risk group

Bank's Risk Group (*)	Associates and Subsidiaries		Bank's Direct and Indirect Shareholder		Other Real Persons and Legal Entities in Risk Group	
	Current Period	Prior Period	Current Period	Prior Period	Current Period	Prior Period
Deposits						
Balance at the Beginning of the Period	--	--	2	113,864	95,201	--
Balance at the End of the Period	--	--	8,990	2	34,498	95,201
Deposit Interest Expense	--	--	--	1,227	667	1,975

(*) Described in article 49 of the Banking Act No: 5411.

1.3 Information on forward and option agreements and similar agreements made with Bank's risk group

Funds borrowed from the direct and indirect shareholders of the Bank amount to TL 227,549 (31 December 2011: None).

NOTES TO THE FINANCIAL STATEMENTS FOR THE PERIOD ENDED 30 JUNE 2012

(Amounts expressed in thousands of Turkish Lira -TL)

1.4 Information on forward and option agreements and similar agreements made with DFS Group's risk group

Bank's Risk Group (*)	Associates, Subsidiaries and Joint-Ventures		Bank's Direct and Indirect Shareholder		Other Real Persons and Legal Entities in Risk Group	
	Current Period	Prior Period	Current Period	Prior Period	Current Period	Prior Period
Financial Assets at Fair Value Through Profit and Loss:						
Balance at the Beginning of the Period	--	--	3,401,356	757,317	--	--
Balance at the End of the Period	--	--	1,381,759	3,401,356	45,788	--
Total Income/Loss	--	--	19,027	117	--	--
Transactions for Hedging Purposes:						
Balance at the Beginning of the Period	--	--	--	--	--	--
Balance at the End of the Period	--	--	--	--	--	--
Total Income/Loss	--	--	--	--	--	--

(*) As described in the Article 49 of Banking Act no.5411.

2. Information on transactions with the Bank's risk group**2.1 Relations with entities in the risk group of / or controlled by the Bank regardless of the nature of relationship among the parties**

The terms of related party transactions are equivalent to those that prevail in arm's length transactions only if such terms can be substantiated regarding the limits exposed by the Banking Act. Adopted Bank policy is that assets and liabilities will not be dominated by the risk group and the balances with the risk group will have a reasonable share in the total balance sheet.

2.2 In addition to the structure of the relationship, type of transaction, amount, and share in total transaction volume, amount of significant items, and share in all items, pricing policy and other

As of 30 June 2012, the ratio of the loans and other receivables used by the entities of risk group to total assets is 1.30% the ratio of the deposits of entities of risk group to total assets is 2.07%.

In current period benefits provided to the key management is TL 1,763 (30 June 2011: TL 976).

2.3 Total of similar type of transactions together, unless a separate disclosure is required to present the effect of the transactions on financial statements

None.

2.4 Transactions accounted for under equity method

None.

2.5 Explanations on purchase and sale of real estate and other assets, sales and purchases of services, agency contracts, finance lease agreements, transfer of data obtained from research and development, licensing agreements, financing (including loans and cash and in-kind capital support), guarantees and promissory notes, and management contracts

None.

VIII. Explanations on the Bank's domestic, foreign, off-shore branches or investments in associates and foreign representative offices**1. Information related to the Bank's domestic and foreign branch and representatives**

	Number	Number of Employees			
Domestic Branch	25	525			
			Country of Incorporations		
Foreign Representation Office			1-		
			2-		
			3-		
				Total Assets	Statutory Share Capital
Foreign Branch			1-		
			2-		
			3-		
Off-shore Banking Region Branches			1-		
			2-		
			3-		

XI. Events after balance sheet

None.

SECTION SIX

OTHER EXPLANATIONS ON THE OPERATIONS OF THE BANK

None.

SECTION SEVEN

EXPLANATIONS ON AUDITORS' LIMITED REVIEW REPORT

I. Explanations on the auditors' review report

The Bank's publicly available financial statements and footnotes have been reviewed by DRT Bağımsız Denetim ve Serbest Muhasebeci Mali Müşavirlik A.Ş. (Member of Deloitte Touche Tohmatsu Limited) and the independent auditors' review report dated 20 July 2012 is presented in front of the financial statements.

II. Other footnotes and explanations prepared by the independent auditors

None.