

FİBABANKA A.Ş.

**LIMITED REVIEW REPORT,
UNCONSOLIDATED FINANCIAL
STATEMENTS AND FOOTNOTES
FOR THE INTERIM PERIOD
1 JANUARY - 30 JUNE 2015**

**(Convenience Translation of Financial Statements and
Related Disclosures and Footnotes Originally Issued in
Turkish)**

LIMITED REVIEW REPORT FOR THE INTERIM FINANCIAL INFORMATION

To the Board of Directors of Fibabanka A.Ş.

Introduction

We have reviewed the accompanying statement of financial position of Fibabanka A.Ş. ("the Bank") as at 30 June 2015, and the income statement, statement of income and expense items under shareholders' equity, statement of changes in shareholders' equity and statement of cash flows for the six-month period then ended, and a summary of significant accounting policies and other explanatory notes. The Bank management is responsible for the preparation and fair presentation of the accompanying interim financial information in accordance with the "Regulation on Accounting Applications for Banks and Safeguarding of Documents" published in the Official Gazette no.26333 dated 1 November 2006, and other regulations on accounting records of banks published by the Banking Regulation and Supervision Board and circulars and pronouncements published by the Banking Regulation and Supervision Agency, (all together referred as the BRSA Accounting and Reporting Regulations) and Turkish Accounting Standard 34 "Interim Financial Reporting", except for the matters regulated by the BRSA Accounting and Reporting Regulations. Our responsibility is to express a conclusion on this interim financial information based on our review.

Scope of Review

We conducted our review in accordance with the Independent Auditing Standard on Review Engagements 2410, "Review of Interim Financial Information Performed by the Independent Auditor of the Entity". A review of interim financial information consists of making inquiries, primarily of persons responsible for financial reporting process, and applying analytical and other review procedures. A review of interim financial information is substantially less in scope than an independent audit conducted in accordance with Independent Auditing Standards and the objective of which is to express an opinion on the financial statements. Consequently, a review of the interim financial information does not provide assurance that the audit firm will be aware of all significant matters which would have been identified in an audit. Accordingly, we do not express an audit opinion.


Conclusion

Based on our review, nothing has come to our attention that causes us to believe that the accompanying interim financial information does not present fairly, in all material respects, the financial position of Fibabanka A.Ş. as at 30 June 2015, and of the results of its operations and its cash flows for the six-month period then ended in accordance with the BRSA Accounting and Reporting Regulations and Turkish Accounting Standard 34 "Interim Financial Reporting", except for the matters regulated by the BRSA Accounting and Reporting Regulations.

Additional paragraph for English translation:

The effect of the differences between the accounting principles summarized in Section 3 and the accounting principles generally accepted in countries in which the accompanying financial statements are to be distributed and International Financial Reporting Standards (IFRS) have not been quantified and reflected in the accompanying financial statements. The accounting principles used in the preparation of the accompanying financial statements differ materially from IFRS. Accordingly, the accompanying financial statements are not intended to present the Bank's financial position and results of its operations in accordance with accounting principles generally accepted in such countries of users of the financial statements and IFRS.

DRT BAĞIMSIZ DENETİM VE SERBEST MUHASEBECİ MALİ MÜŞAVİRLİK AŞ
Member of **DELOITTE TOUCHE TOHMATSU LIMITED**



Müjde Şehsuvaroğlu
Partner
İstanbul, 28 July 2015







THE UNCONSOLIDATED FINANCIAL REPORT OF FİBABANKA A.Ş. FOR THE SIX MONTHS PERIOD ENDED 30 JUNE 2015

Address : Emirhan Cad. Barbaros Plaza İş Merkezi
No: 113 Dikilitaş/Beşiktaş 34349 İstanbul
Telephone : (212) 381 82 00
Fax : (212) 258 37 78
Web Site : www.fibabanka.com.tr
Contact E-Mail : alper.cilekar@fibabanka.com.tr

The unconsolidated financial report for the six months period prepared in accordance with the communiqué of Financial Statements and Related Disclosures and Footnotes to be Announced to Public by Banks as regulated by Banking Regulation and Supervision Agency, is comprised of the following sections:

- GENERAL INFORMATION ABOUT THE BANK
- UNCONSOLIDATED INTERIM PERIOD FINANCIAL STATEMENTS OF THE BANK
- EXPLANATIONS ON THE CORRESPONDING ACCOUNTING POLICIES APPLIED IN THE RELATED PERIOD
- INFORMATION ON FINANCIAL STRUCTURE OF THE BANK
- EXPLANATORY DISCLOSURES AND FOOTNOTES TO UNCONSOLIDATED FINANCIAL STATEMENTS
- OTHER DISCLOSURES AND FOOTNOTES
- LIMITED AUDITORS' REPORT

The unconsolidated financial statements for the six months period and the explanatory footnotes and disclosures, unless otherwise stated, are prepared in **thousands of Turkish Lira**, in accordance with the Communiqué on Banks' Accounting Practice and Maintaining Documents, Turkish Accounting Standards, Turkish Financial Reporting Standards, related communiqués and the Banks' records, have been independently reviewed and presented as attached.

					
Hüsnü Mustafa Özyeğin	Fevzi Bozer	Mevlüt Hamdi Aydın	Bekir Dildar	Elif Alsev Utku Özbey	Ayşe Akdaş
Chairman of Board of Directors	Deputy Chairman of Board of Directors and Chairman of the Audit Committee	Member of the Audit Committee	Member of Board of Directors and General Manager	Assistant General Manager	Financial Control and Reporting Department Head

Information related to personnel to whom questions related to this financial report may be directed.

Name-Surname/Title : **Ayşe Akdaş** / Financial Control Department Head
Telephone Number : (212) 381 84 88
Fax Number : (212) 258 37 78

SECTION ONE

General Information

I.	History of the Bank Including Its Incorporation Date, Initial Status and Amendments to the Initial Status	1
II.	Shareholder Structure, Shareholders Having Direct or Indirect, Joint or Individual Control Over the Management and Internal Audit of the Bank, Changes in Shareholder Structure During the Current Period, if any and Information on the Bank's Risk Group	1
III.	Explanations Regarding the Shares of the Bank Owned by and Areas of Responsibility of the Chairman and the Members of Board of Directors, Audit Committee Members, Chief Executive Officer, Executive Vice Presidents	2
IV.	Individuals and Institutions That Have Qualified Shares in the Bank	3
V.	Summary Information on the Bank's Services and Activity Areas	3
VI.	Other Information	3
VII.	Current or Likely Actual or Legal Barriers to Immediate Transfer of Equity or Repayment of Debts Between Parent Bank and Its Subsidiaries	3

SECTION TWO

Unconsolidated Financial Statements

I.	Unconsolidated Balance Sheet	4
II.	Unconsolidated Statement of Off-Balance Sheet Contingencies and Commitments	6
III.	Unconsolidated Statement of Income	7
IV.	Unconsolidated Statement of Income and Expense Accounted under Shareholders' Equity	8
V.	Unconsolidated Statement of Changes in Shareholders' Equity	9
VI.	Unconsolidated Statement of Cash Flows	10

SECTION THREE

Accounting Policies

I.	Explanations on the Basis of Presentation	11
II.	Explanations on the Usage Strategy of Financial Instruments and on Foreign Currency Transactions	11
III.	Explanations on Affiliates and Subsidiaries	12
IV.	Explanations on Forward Transactions, Option and Derivative Instruments	12
V.	Explanations on Interest Income and Expenses	12
VI.	Explanations on Fee and Commission Income and Expenses	13
VII.	Explanations on Financial Assets	13
VIII.	Explanations on Impairment of Financial Assets	14
IX.	Explanations on Offsetting Financial Instruments	14
X.	Explanations on Sale and Repurchase Agreements and Securities Lending Transactions	14
XI.	Explanations on Non-current Assets Held for Sale and Discontinued Operations and Related Liabilities	15
XII.	Explanations on Goodwill and Other Intangible Assets	15
XIII.	Explanations on Tangible Assets	16
XIV.	Explanations on Leasing Transactions	16
XV.	Explanations on Provisions and Contingent Liabilities	16
XVI.	Explanations on Contingent Assets	17
XVII.	Explanations on Liabilities for Employee Benefits	17
XVIII.	Explanations on Taxation	17
XIX.	Additional Explanations on Borrowings	19
XX.	Explanations on Share Certificates Issued	19
XXI.	Explanations on Bank Acceptances and Bills of Guarantee	19
XXII.	Explanations on Government Incentives	19
XXIII.	Explanations on Segment Reporting	19
XXIV.	Other Matters	19

SECTION FOUR

Information on Financial Structure and Risk Management

I.	Explanations on Capital Adequacy Standard Ratio	20
II.	Explanations on Market Risk	26
III.	Explanations on Currency Risk	28
IV.	Explanations on Interest Rate Risk	30
V.	Explanations on Liquidity Risk	33
VI.	Explanations on Segment Reporting	37

SECTION FIVE

Explanations and Notes on the Unconsolidated Financial Statements

I.	Explanations and Disclosures Related to the Assets	38
II.	Explanations and Disclosures Related to the Liabilities	50
III.	Explanations and Disclosures Related to the Off-Balance Sheet Contingencies and Commitments	57
IV.	Explanations and Disclosures Related to the Income Statement	58
V.	Explanations on the Risk Group of the Bank	63
VI.	Explanations on the Bank's Domestic, Foreign, Off-shore Branches or Investments in Associates and Foreign Representative Offices	66
VII.	Events after Balance Sheet Date	66

SECTION SIX

Other Explanations

I.	Other explanations on Activities of the Bank	67
----	--	----

SECTION SEVEN

Limited Review Report

I.	Explanations on the Independent Auditor's Review Report	67
II.	Other Footnotes and Explanations Prepared by the Independent Auditors	67

FİBABANKA A.Ş.

NOTES TO THE UNCONSOLIDATED FINANCIAL STATEMENTS FOR THE PERIOD OF 1 JANUARY- 30 JUNE 2015

(Amounts expressed in thousands of Turkish Lira (TL) unless otherwise stated.)

SECTION ONE

GENERAL INFORMATION

I. History of the Bank Including Its Incorporation Date, Initial Status and Amendments to the Initial Status

On 21 December 2001, Share Transfer Agreement was signed with Novabank S.A. for the sale of all shares of Sitebank A.Ş. under the control of SDIF and the sale transaction was approved by the decision of BRSA No: 596 on 16 January 2002.

In the General Assembly held on 4 March 2003, the name of Sitebank A.Ş. was amended as Bank Europa Bankası A.Ş.

In the extraordinary General Assembly held on 28 November 2006, the name of Bank Europa Bankası A.Ş. was amended as Millennium Bank A.Ş.

In the extraordinary General Assembly held on 25 April 2011 the name of Millennium Bank A.Ş. has been amended as Fibabanka A.Ş. ("the Bank").

II. Shareholder Structure, Shareholders Having Direct or Indirect, Joint or Individual Control over the Management and Internal Audit of the Bank, Changes in Shareholder Structure during the Current Period, if any and Information on the Bank's Risk Group

On 10 February 2010, Banco Comercial Portugues S.A. and Credit Europe Bank N.V., which is an affiliate of Fiba Group, signed a share purchase agreement to transfer 95% of the Bank's shares to Credit Europe Bank N.V. and the legal approval process has been completed as of 27 December 2010. Credit Europe Bank N.V. is 100% owned by Credit Europe Group N.V. which is a banking group incorporated in Netherlands and an affiliate of Fiba Holding A.Ş.

Credit Europe Bank N.V.'s share of capital increased from 95% to 97.6% after the capital increases during 2011 and 2012. Fiba Holding A.Ş. became the ultimate parent of the Bank after acquiring 97.6% of the shares from Credit Europe Bank N.V. on 3 December 2012 and 2.4% of the shares from Banco Comercial Portugues S.A. on 7 December 2012. There were sales of equity shares to the management of the Bank in 2013. Total share of the management is 1.4%.

The Bank, applied to the BRSA on 14 January 2015 for permission of the subordinated loan provided from Fiba Holding A.Ş. in the amount of USD 50 million to be converted to share capital. Following the authorization of the BRSA on 4 March 2015, the Board of Directors decision was taken on 5 March 2015 to increase the share capital from TL 550,000 to TL 678,860. TL 127,045 of the increase was provided by Fiba Holding A.Ş. through the subordinated loan permitted to be converted to share capital, TL 1,815 was provided in cash by the other shareholders. The capital increase was accounted in financial statements following the completion of the legal procedures on 7 May 2015.

As of 30 June 2015, Bank's full paid in capital is TL 678,860.

FİBABANKA A.Ş.

NOTES TO THE UNCONSOLIDATED FINANCIAL STATEMENTS FOR THE PERIOD OF 1 JANUARY- 30 JUNE 2015

(Amounts expressed in thousands of Turkish Lira (TL) unless otherwise stated.)

III. Explanations Regarding the Shares of the Bank Owned by and Areas of Responsibility of the Chairman and the Members of Board of Directors, Audit Committee Members, Chief Executive Officer, Executive Vice Presidents

Name Surname	Title	Date
<i>Board of Directors</i>		
Hüsnü Mustafa Özyeğin	Chairman	27 December 2010
Fevzi Bozer	Deputy Chairman	27 December 2010
M. Erhan Polat	Member	27 December 2010
Mehmet Güleşci	Member	27 December 2010
Mevlüt Hamdi Aydın	Member	24 January 2013
İsmet Kaya Erdem	Member	11 February 2013
Bekir Dildar*	Member-General Manager	27 December 2010
<i>Audit Committee</i>		
Fevzi Bozer	Member	27 December 2010
Mevlüt Hamdi Aydın	Member	24 January 2013
<i>Assistant General Managers</i>		
Elif Alev Utku Özbey	AGM-Financial Control & Reporting	7 January 2011
Adem Aykın	AGM-Information Technologies, Organizations and Projects	1 July 2011
Esra Osmanağaoğlu	AGM-Banking Operations	29 February 2012
Emre Ergun	AGM-Retail Banking	2 May 2013
Cengiz Sinanoğlu	Coordinator – Retail Credits	7 February 2013
Kerim Lokman Kuriş	Coordinator – Corporate & Commercial Banking	1 May 2014
Turgay Hasdiker	Coordinator - Corporate & Commercial Credits	13 March 2014
Ahu Dolu	Coordinator – Financial Institutions	12 August 2013
Ömer Rifat Gencal	Coordinator - Treasury	2 February 2015

*Bekir Dildar was appointed as the General Manager on 7 January 2011.

The Bank's equity shares owned by the individuals listed above are not material.

FİBABANKA A.Ş.

NOTES TO THE UNCONSOLIDATED FINANCIAL STATEMENTS FOR THE PERIOD OF 1 JANUARY- 30 JUNE 2015

(Amounts expressed in thousands of Turkish Lira (TL) unless otherwise stated.)

IV. Individuals and Institutions That Have Qualified Shares in the Bank

67,885,957,764 shares of 66,932,928,414 total shares are owned by Fiba Holding A.Ş., 953,029,350 shares are owned by other shareholders.

Name Surname/ Commercial Title	Share Amount (Nominal)	Share Ratios	Paid in Capital (Nominal)	Unpaid Shares
Fiba Holding A.Ş.	669,329	%98.6	669,329	--
Hüsnü Mustafa Özyeğin	620,258	%91.4	620,258	--

V. Summary Information on the Bank's Services and Activity Areas

The Bank was incorporated as a privately owned bank authorized for customer deposit acceptance and the Head Office of the Bank is located in Istanbul, Turkey. As of 30 June 2015, the Bank serves with 68 domestic branches and 1,285 employees.

VI. Other Information

The Bank's Commercial Title:	Fibabanka Anonim Şirketi
The Bank's Head Office Address:	Emirhan Cad. Barbaros Plaza İş Merkezi No:113 Dikilitaş/Beşiktaş 34349 İstanbul
The Bank's Phone and Fax Numbers:	Telephone : (0212) 381 82 00 Fax : (0212) 258 37 78
The Bank's Web Site Address:	www.fibabanka.com.tr
The Bank's E-Mail Address:	malikontrol@fibabanka.com.tr
Reporting Period:	1 January 2015 – 30 June 2015

The financial statements, related disclosures and notes in this report are prepared, unless otherwise stated, in thousands of Turkish Lira (TL).

VII. Current or likely actual or legal barriers to immediate transfer of equity or repayment of debts between parent bank and its subsidiaries

None.

SECTION TWO
UNCONSOLIDATED FINANCIAL STATEMENTS

FİBABANKA A.Ş.
**UNCONSOLIDATED BALANCE SHEET (STATEMENT OF FINANCIAL POSITION)
AS OF 30 JUNE 2015**

(Amount expressed in thousands of Turkish Lira)

ASSETS	Note	CURRENT PERIOD (30/06/2015)			PRIOR PERIOD (31/12/2014)		
		TL	FC	Total	TL	FC	Total
I. CASH AND BALANCES WITH THE CENTRAL BANK	(5.1.1)	79,781	1,091,675	1,171,456	75,863	947,246	1,023,109
II. FINANCIAL ASSETS AT FAIR VALUE THROUGH PROFIT AND LOSS (Net)	(5.1.2)	46,452	7,638	54,090	26,752	5,888	32,640
2.1 Financial Assets Held for Trading		46,452	7,638	54,090	26,752	5,888	32,640
2.1.1 Government Debt Securities		16,580	3,795	20,375	16,072	3,499	19,571
2.1.2 Share Certificates		-	-	-	-	-	-
2.1.3 Derivative Financial Assets Held for Trading		29,865	3,435	33,300	10,680	2,111	12,791
2.1.4 Other Marketable Securities		7	408	415	-	278	278
2.2 Financial Assets Classified at Fair Value Through Profit and Loss		-	-	-	-	-	-
2.2.1 Government Securities		-	-	-	-	-	-
2.2.2 Share Certificates		-	-	-	-	-	-
2.2.3 Loans		-	-	-	-	-	-
2.2.4 Other Securities		-	-	-	-	-	-
III. BANKS	(5.1.3)	225,484	48,429	273,913	225,172	37,391	262,563
IV. MONEY MARKET PLACEMENTS		-	-	-	-	23,189	23,189
4.1 Interbank Money Market Placements		-	-	-	-	-	-
4.2 Istanbul Stock Exchange Money Market Placements		-	-	-	-	23,189	23,189
4.3 Receivables from Reverse Repurchase Agreements		-	-	-	-	-	-
V. FINANCIAL ASSETS AVAILABLE FOR SALE (Net)	(5.1.4)	85,677	464,940	550,617	18,070	363,839	381,909
5.1 Share Certificates		-	-	-	-	-	-
5.2 Government Securities		77,622	340	77,962	18,070	-	18,070
5.3 Other Marketable Securities		8,055	464,600	472,655	-	363,839	363,839
VI. LOANS	(5.1.5)	4,858,491	1,968,484	6,826,975	4,142,840	2,046,794	6,189,634
6.1 Loans		4,794,963	1,968,484	6,763,447	4,070,172	2,046,794	6,116,966
6.1.1 Loans to the Bank's Risk Group		-	-	-	188	-	188
6.1.2 Government Securities		-	-	-	-	-	-
6.1.3 Others		4,794,963	1,968,484	6,763,447	4,069,984	2,046,794	6,116,778
6.2 Non-Performing Loans		114,274	-	114,274	128,725	-	128,725
6.3 Specific Provisions (-)		50,746	-	50,746	56,057	-	56,057
VII. FACTORING RECEIVABLES		-	-	-	-	-	-
VIII. INVESTMENTS HELD TO MATURITY (Net)	(5.1.6)	-	-	-	-	-	-
8.1 Government Debt Securities		-	-	-	-	-	-
8.2 Other Marketable Securities		-	-	-	-	-	-
IX. INVESTMENTS IN ASSOCIATES (Net)	(5.1.7)	-	-	-	-	-	-
9.1 Associates Accounted for Using the Equity Method		-	-	-	-	-	-
9.2 Unconsolidated Associates		-	-	-	-	-	-
9.2.1 Financial Associates		-	-	-	-	-	-
9.2.2 Non-Financial Associates		-	-	-	-	-	-
X. INVESTMENTS IN SUBSIDIARIES (Net)	(5.1.8)	5,445	-	5,445	5,445	-	5,445
10.1 Unconsolidated Financial Subsidiaries		5,445	-	5,445	5,445	-	5,445
10.2 Unconsolidated Non-Financial Subsidiaries		-	-	-	-	-	-
XI. JOINTLY CONTROLLED ENTITIES (JOINT VENTURES) (Net)	(5.1.9)	-	-	-	-	-	-
11.1 Jointly Controlled Entities Accounted for Using the Equity Method		-	-	-	-	-	-
11.2 Unconsolidated Jointly Controlled Entities		-	-	-	-	-	-
11.2.1 Jointly Controlled Financial Entities		-	-	-	-	-	-
11.2.2 Jointly Controlled Non-Financial Entities		-	-	-	-	-	-
XII. LEASE RECEIVABLES	(5.1.10)	-	-	-	-	-	-
12.1 Finance Lease Receivables		-	-	-	-	-	-
12.2 Operating Lease Receivables		-	-	-	-	-	-
12.3 Other		-	-	-	-	-	-
12.4 Unearned Income (-)		-	-	-	-	-	-
XIII. DERIVATIVE FINANCIAL ASSETS FOR HEDGING PURPOSES	(5.1.11)	-	-	-	-	-	-
13.1 Fair Value Hedge		-	-	-	-	-	-
13.2 Cash Flow Hedge		-	-	-	-	-	-
13.3 Net Foreign Investment Hedge		-	-	-	-	-	-
XIV. TANGIBLE ASSETS (Net)	(5.1.12)	197,655	-	197,655	31,482	-	31,482
XV. INTANGIBLE ASSETS (Net)	(5.1.13)	6,221	-	6,221	5,336	-	5,336
15.1 Goodwill		-	-	-	-	-	-
15.2 Other		6,221	-	6,221	5,336	-	5,336
XVI. INVESTMENT PROPERTY (Net)	(5.1.14)	-	-	-	-	-	-
XVII. TAX ASSETS		1,350	-	1,350	2,193	-	2,193
17.1 Current Tax Asset		1	-	1	-	-	-
17.2 Deferred Tax Asset	(5.1.15)	1,349	-	1,349	2,193	-	2,193
XVIII. ASSETS HELD FOR SALE AND DISCONTINUED OPERATIONS (Net)	(5.1.16)	702	-	702	919	-	919
18.1 Held for Sale		702	-	702	919	-	919
18.2 Discontinued Operations		-	-	-	-	-	-
XIX. OTHER ASSETS	(5.1.17)	22,129	8,893	31,022	58,743	24,442	83,185
TOTAL ASSETS		5,529,387	3,590,059	9,119,446	4,592,815	3,448,789	8,041,604

The accompanying notes are an integral part of these financial statements.

FİBABANKA A.Ş.								
UNCONSOLIDATED BALANCE SHEET (STATEMENT OF FINANCIAL POSITION)								
AS OF 30 JUNE 2015								
(Amount expressed in thousands of Turkish Lira)								
LIABILITIES	Note	CURRENT PERIOD (30/06/2015)			PRIOR PERIOD (31/12/2014)			
		TL	FC	Total	TL	FC	Total	
I. DEPOSITS	(5.II.1)	3.300.193	2.271.687	5.571.880	2.760.658	2.485.577	5.246.235	
1.1 Deposits from the Bank's Risk Group		144.187	36.135	180.322	169.095	28.171	197.266	
1.2 Other		3.156.006	2.235.552	5.391.558	2.591.563	2.457.406	5.048.969	
II. DERIVATIVE FINANCIAL LIABILITIES HELD FOR TRADING	(5.II.2)	29.908	3.449	33.357	9.599	2.113	11.712	
III. FUNDS BORROWED	(5.II.3)	16.762	1.198.791	1.215.553	22.216	824.133	846.349	
IV. MONEY MARKET FUNDS		142.237	384.328	526.565	19.320	306.657	325.977	
4.1 Interbank Money Market Funds		-	-	-	-	-	-	
4.2 Istanbul Stock Exchange Money Market Funds		75.022	-	75.022	-	-	-	
4.3 Funds Provided Under Repurchase Agreements		67.215	384.328	451.543	19.320	306.657	325.977	
V. MARKETABLE SECURITIES ISSUED (Net)	(5.II.4)	551.733	-	551.733	472.935	-	472.935	
5.1 Bills		479.908	-	479.908	315.810	-	315.810	
5.2 Asset-backed Securities		-	-	-	-	-	-	
5.3 Bonds		71.825	-	71.825	157.125	-	157.125	
VI. FUNDS		-	-	-	-	-	-	
6.1 Borrower Funds		-	-	-	-	-	-	
6.2 Other		-	-	-	-	-	-	
VII. SUNDRY CREDITORS	(5.II.5)	66.299	10.717	77.016	52.734	8.516	61.250	
VIII. OTHER LIABILITIES	(5.II.5)	78.917	10.872	89.789	95.967	5.424	101.391	
IX. FACTORING PAYABLES		-	-	-	-	-	-	
X. LEASE PAYABLES (Net)	(5.II.6)	-	199	199	-	211	211	
10.1 Finance Lease Payables		-	216	216	-	233	233	
10.2 Operating Lease Payables		-	-	-	-	-	-	
10.3 Other		-	-	-	-	-	-	
10.4 Deferred Finance Lease Expenses (-)		-	17	17	-	22	22	
XI. DERIVATIVE FINANCIAL LIABILITIES FOR HEDGING PURPOSES	(5.II.7)	-	-	-	-	-	-	
11.1 Fair Value Hedge		-	-	-	-	-	-	
11.2 Cash Flow Hedge		-	-	-	-	-	-	
11.3 Net Foreign Investment Hedge		-	-	-	-	-	-	
XII. PROVISIONS	(5.II.8)	86.501	-	86.501	77.360	-	77.360	
12.1 General Loan Loss Provision		69.045	-	69.045	60.513	-	60.513	
12.2 Provision for Restructuring		-	-	-	-	-	-	
12.3 Reserves for Employee Benefits		10.111	-	10.111	11.700	-	11.700	
12.4 Insurance Technical Reserves (Net)		-	-	-	-	-	-	
12.5 Other Provisions		7.345	-	7.345	5.147	-	5.147	
XIII. TAX LIABILITY	(5.II.9)	24.012	-	24.012	20.361	-	20.361	
13.1 Current Tax Liability		24.012	-	24.012	20.361	-	20.361	
13.2 Deferred Tax Liability		-	-	-	-	-	-	
XIV. PAYABLES RELATED TO ASSETS HELD FOR SALE AND DISCONTINUED OPERATIONS	(5.II.10)	-	-	-	-	-	-	
14.1 Held for Sale		-	-	-	-	-	-	
14.2 Discontinued Operations		-	-	-	-	-	-	
XV. SUBORDINATED LOANS	(5.II.11)	-	193.321	193.321	-	291.574	291.574	
XVI. SHAREHOLDERS' EQUITY	(5.II.12)	758.623	(9.103)	749.520	594.497	(8.248)	586.249	
16.1 Paid-in Capital		678.860	-	678.860	550.000	-	550.000	
16.2 Capital Reserves		(4.295)	(9.103)	(13.398)	(2.289)	(8.248)	(10.537)	
16.2.1 Share premium		-	-	-	-	-	-	
16.2.2 Share Cancellation Profits		-	-	-	-	-	-	
16.2.3 Marketable Securities Revaluation Reserve		(2.121)	(9.103)	(11.224)	(115)	(8.248)	(8.363)	
16.2.4 Tangible Assets Revaluation Reserve		-	-	-	-	-	-	
16.2.5 Intangible Assets Revaluation Reserve		-	-	-	-	-	-	
16.2.6 Investment Property Revaluation Reserve		-	-	-	-	-	-	
16.2.7 Bonus Shares Obtained from Associates, Subsidiaries and Jointly Controlled Entities (Joint Ventures)		-	-	-	-	-	-	
16.2.8 Hedge Funds (Effective Portion)		-	-	-	-	-	-	
16.2.9 Accumulated Revaluation Reserves on Assets Held for Sale and Discontinued Operations		-	-	-	-	-	-	
16.2.10 Other Capital Reserves		(2.174)	-	(2.174)	(2.174)	-	(2.174)	
16.3 Profit Reserves		46.786	-	46.786	-	-	-	
16.3.1 Legal Reserves		3.711	-	3.711	-	-	-	
16.3.2 Statutory Reserves		-	-	-	-	-	-	
16.3.3 Extraordinary Reserves		43.075	-	43.075	-	-	-	
16.3.4 Other Profit Reserves		-	-	-	-	-	-	
16.4 Profit or Loss		37.272	-	37.272	46.786	-	46.786	
16.4.1 Prior Years' Profit/Loss		-	-	-	(27.424)	-	(27.424)	
16.4.2 Current Year Profit/Loss		37.272	-	37.272	74.210	-	74.210	
16.5 Minority Interest	(5.II.13)	-	-	-	-	-	-	
TOTAL LIABILITIES AND EQUITY		5.055.185	4.064.261	9.119.446	4.125.647	3.915.957	8.041.604	

The accompanying notes are an integral part of these financial statements.

FİBABANKA A.Ş. UNCONSOLIDATED OFF-BALANCESHEET COMMITMENTS AS OF 30 JUNE 2015 (Amount expressed in thousands of Turkish Lira)							
	Note	CURRENT PERIOD (30/06/2015)			PRIOR PERIOD (31/12/2014)		
		TL	FC	Total	TL	FC	Total
A. OFF-BALANCESHEET CONTINGENCIES AND COMMITMENTS (I+II+III)		1.947.939	3.770.620	5.718.559	1.367.607	3.132.471	4.500.078
I. GUARANTEES AND SURETYSHIPS	(5.III.1)	307.220	659.958	967.178	330.142	717.539	1.047.681
1.1. Letters of Guarantee		307.220	219.349	526.569	329.927	236.904	566.831
1.1.1. Guarantees Subject to State Tender Law		-	-	-	-	-	-
1.1.2. Guarantees Given for Foreign Trade Operations		-	-	-	-	-	-
1.1.3. Other Letters of Guarantee		307.220	219.349	526.569	329.927	236.904	566.831
1.2. Bank Loans		-	100.068	100.068	215	161.402	161.617
1.2.1. Import Letters of Acceptance		-	-	-	-	-	-
1.2.2. Other Bank Acceptances		-	100.068	100.068	215	161.402	161.617
1.3. Letters of Credit		-	340.541	340.541	-	319.233	319.233
1.3.1. Documentary Letters of Credit		-	-	-	-	-	-
1.3.2. Other Letters of Credit		-	340.541	340.541	-	319.233	319.233
1.4. Prefinancing Given as Guarantee		-	-	-	-	-	-
1.5. Endorsements		-	-	-	-	-	-
1.5.1. Endorsements to the Central Bank of Turkey		-	-	-	-	-	-
1.5.2. Other Endorsements		-	-	-	-	-	-
1.6. Purchase Guarantees for Securities Issued		-	-	-	-	-	-
1.7. Factoring Guarantees		-	-	-	-	-	-
1.8. Other Guarantees		-	-	-	-	-	-
1.9. Other Suretyships		-	-	-	-	-	-
II. COMMITMENTS		323.741	293.400	617.141	409.273	323.241	732.514
2.1. Irrevocable Commitments	(5.III.1)	323.741	293.400	617.141	409.273	323.241	732.514
2.1.1. Forward asset purchase and Sales commitments		48.169	293.400	341.569	168.630	323.241	491.871
2.1.2. Forward Deposit Purchase and Sales Commitments		-	-	-	-	-	-
2.1.3. Share Capital Commitment to Associates and Subsidiaries		-	-	-	-	-	-
2.1.4. Loan Granting Commitments		94.549	-	94.549	93.359	-	93.359
2.1.5. Securities Underwriting Commitments		-	-	-	-	-	-
2.1.6. Commitments for Reserve Deposit Requirements		-	-	-	-	-	-
2.1.7. Payment Commitment for Checks		137.194	-	137.194	121.680	-	121.680
2.1.8. Tax and Fund Liabilities from Export Commitments		2.494	-	2.494	2.357	-	2.357
2.1.9. Commitments for Credit Card Expenditure Limits		38.028	-	38.028	20.444	-	20.444
2.1.10. Commitments for Promotions Related with Credit Cards and Banking Activities		4	-	4	-	-	-
2.1.11. Receivables from Short Sale Commitments		-	-	-	-	-	-
2.1.12. Payables for Short Sale Commitments		-	-	-	-	-	-
2.1.13. Other Irrevocable Commitments		3.303	-	3.303	2.803	-	2.803
2.2. Revocable Commitments		-	-	-	-	-	-
2.2.1. Revocable Loan Granting Commitments		-	-	-	-	-	-
2.2.2. Other Revocable Commitments		-	-	-	-	-	-
III. DERIVATIVE FINANCIAL INSTRUMENTS	(5.III.5)	1.316.978	2.817.262	4.134.240	628.192	2.091.691	2.719.883
3.1. Derivative Financial Instruments for Hedging Purposes		-	-	-	-	-	-
3.1.1. Fair Value Hedge		-	-	-	-	-	-
3.1.2. Cash Flow Hedge		-	-	-	-	-	-
3.1.3. Hedge of Net Investment in Foreign Operations		-	-	-	-	-	-
3.2. Held for Trading Transactions		1.316.978	2.817.262	4.134.240	628.192	2.091.691	2.719.883
3.2.1. Forward Foreign Currency Buy/Sell Transactions		142.892	379.652	522.544	26.593	167.277	193.870
3.2.1.1. Forward Foreign Currency Transactions-Buy		96.034	163.511	259.545	13.269	82.463	95.732
3.2.1.2. Forward Foreign Currency Transactions-Sell		46.858	216.141	262.999	13.324	84.814	98.138
3.2.2. Swap Transactions Related to F.C. and Interest Rates		448.998	1.437.599	1.886.597	182.598	1.198.868	1.381.466
3.2.2.1. Foreign Currency Swap-Buy		106.607	835.280	941.887	44.771	647.938	692.709
3.2.2.2. Foreign Currency Swap-Sell		342.391	602.319	944.710	137.827	550.930	688.757
3.2.2.3. Interest Rate Swaps-Buy		-	-	-	-	-	-
3.2.2.4. Interest Rate Swaps-Sell		-	-	-	-	-	-
3.2.3. Foreign Currency, Interest Rate and Securities Options		725.088	1.000.011	1.725.099	419.001	725.546	1.144.547
3.2.3.1. Foreign Currency Options-Buy		309.667	546.894	856.561	115.694	448.009	563.703
3.2.3.2. Foreign Currency Options-Sell		415.421	453.117	868.538	303.307	277.537	580.844
3.2.3.3. Interest Rate Options-Buy		-	-	-	-	-	-
3.2.3.4. Interest Rate Options-Sell		-	-	-	-	-	-
3.2.3.5. Securities Options-Buy		-	-	-	-	-	-
3.2.3.6. Securities Options-Sell		-	-	-	-	-	-
3.2.4. Foreign Currency Futures		-	-	-	-	-	-
3.2.4.1. Foreign Currency Futures-Buy		-	-	-	-	-	-
3.2.4.2. Foreign Currency Futures-sell		-	-	-	-	-	-
3.2.5. Interest Rate Futures		-	-	-	-	-	-
3.2.5.1. Interest Rate Futures-Buy		-	-	-	-	-	-
3.2.5.2. Interest Rate Futures-Sell		-	-	-	-	-	-
3.2.6. Other		-	-	-	-	-	-
B. CUSTODY AND PLEDGED ITEMS (IV+V+VI)		49.780.104	25.980.870	75.760.974	44.324.399	23.058.109	67.382.508
IV. ITEMS HELD IN CUSTODY		301.234	139.205	440.439	290.576	193.439	484.015
4.1. Assets under Management		101.339	-	101.339	109.121	-	109.121
4.2. Investment Securities Held in Custody		28.143	46.895	75.038	34.355	43.824	78.179
4.3. Checks Received for Collection		99.699	91.342	191.041	74.771	148.225	222.996
4.4. Commercial Notes Received for Collection		72.053	968	73.021	72.329	1.390	73.719
4.5. Other Assets Received for Collection		-	-	-	-	-	-
4.6. Assets Received for Public Offering		-	-	-	-	-	-
4.7. Other Items under Custody		-	-	-	-	-	-
4.8. Custodians		-	-	-	-	-	-
V. PLEDGED ITEMS		49.478.870	25.841.665	75.320.535	44.033.823	22.864.670	66.898.493
5.1. Marketable Securities		65.322	69.533	134.855	44.140	4.422	48.562
5.2. Guarantee Notes		179.166	17.825	196.991	301.859	47.744	349.603
5.3. Commodity		-	-	-	19.633	-	19.633
5.4. Warranty		-	-	-	-	-	-
5.5. Properties		4.904.402	3.956.421	8.860.823	4.164.382	3.845.047	8.009.429
5.6. Other Pledged Items		44.329.980	21.797.886	66.127.866	39.503.809	18.967.457	58.471.266
5.7. Pledged Items-Depository		-	-	-	-	-	-
VI. ACCEPTED INDEPENDENT GUARANTEES AND WARRANTIES		-	-	-	-	-	-
TOTAL OFF-BALANCE SHEET ACCOUNTS (A+B)		51.728.043	29.751.490	81.479.533	45.692.006	26.190.580	71.882.586

The accompanying notes are an integral part of these financial statements.

FİBABANKA A.Ş.						
UNCONSOLIDATED INCOME STATEMENT						
FOR THE PERIOD 1 JANUARY - 30 JUNE 2015						
(Amount expressed in thousands of Turkish Lira)						
INCOME STATEMENT		Note	CURRENT PERIOD (01/01/2015- 30/06/2015)	PRIOR PERIOD (01/01/2014- 30/06/2014)	CURRENT PERIOD (01/04/2015- 30/06/2015)	PRIOR PERIOD (01/04/2014- 30/06/2014)
I.	INTEREST INCOME	(5.IV.1)	398.412	336.163	204.951	178.849
1.1	Interest Income on Loans		377.753	324.375	194.333	172.976
1.2	Interest Received from Statutory Reserves		689	-	489	-
1.3	Interest Received from Banks		7.732	4.835	3.460	2.757
1.4	Interest Received from Money Market Placements		137	284	62	26
1.5	Interest Received from Marketable Securities Portfolio		12.015	6.646	6.561	3.077
1.5.1	Financial Assets Held for Trading		550	466	281	245
1.5.2	Financial Assets at Fair Value Through Profit and Loss		-	-	-	-
1.5.3	Financial Assets Available for Sale		11.465	6.180	6.280	2.832
1.5.4	Investments Held to Maturity		-	-	-	-
1.6	Finance Lease Income		-	-	-	-
1.7	Other Interest Income		86	23	46	13
II.	INTEREST EXPENSE		210.538	192.189	108.212	100.571
2.1	Interest on Deposits	(5.IV.2)	162.568	152.942	83.747	78.596
2.2	Interest on Funds Borrowed	(5.IV.2)	19.041	16.134	9.293	7.868
2.3	Interest on Money Market Funds		259	12	259	12
2.4	Interest on Securities Issued	(5.IV.2)	25.756	21.403	13.246	13.245
2.5	Other Interest Expense		2.914	1.698	1.667	850
III.	NET INTEREST INCOME/EXPENSE (I - II)		187.874	143.974	96.739	78.278
IV.	NET FEES AND COMMISSIONS INCOME/EXPENSE		12.425	7.027	5.811	3.309
4.1	Fees and Commissions Received		20.914	11.816	10.193	5.882
4.1.1	Non-cash Loans		5.531	3.624	2.203	1.821
4.1.2	Other	(5.IV.12)	15.383	8.192	7.990	4.061
4.2	Fees and Commissions Paid		8.489	4.789	4.382	2.573
4.2.1	Non-cash Loans		63	19	39	10
4.2.2	Other	(5.IV.12)	8.426	4.770	4.343	2.563
V.	DIVIDEND INCOME	(5.IV.3)	-	-	-	-
VI.	TRADING INCOME/ LOSS (Net)	(5.IV.4)	(15.342)	16.435	(10.372)	5.187
6.1	Gains/Losses on Securities Trading		(434)	1.992	(132)	1.702
6.2	Derivative Financial Transactions Gains/Losses		(16.459)	19.449	(6.669)	2.881
6.3	Foreign Exchange Gains/Losses		1.551	(5.006)	(3.571)	604
VII.	OTHER OPERATING INCOME	(5.IV.5)	17.784	4.006	6.820	2.086
VIII.	TOTAL OPERATING INCOME/EXPENSE (III+IV+V+VI+VII)		202.741	171.442	98.998	88.860
IX.	PROVISION FOR LOSSES ON LOANS AND OTHER RECEIVABLES (-)	(5.IV.6)	39.028	29.064	17.607	19.829
X.	OTHER OPERATING EXPENSES (-)	(5.IV.7)	115.614	97.335	59.789	49.420
XI.	NET OPERATING INCOME/ LOSS (VIII-IX-X)		48.099	45.043	21.602	19.611
XII.	AMOUNT IN EXCESS RECORDED AS GAIN AFTER MERGER		-	-	-	-
XIII.	PROFIT/LOSS FROM ASSOCIATES ACCOUNTED FOR USING THE EQUITY METHOD		-	-	-	-
XIV.	NET MONETARY POSITION GAIN/LOSS		-	-	-	-
XV.	PROFIT/LOSS ON CONTINUING OPERATIONS BEFORE TAX (XI+...+XIV)	(5.IV.8)	48.099	45.043	21.602	19.611
XVI.	TAX PROVISION FOR CONTINUING OPERATIONS (±)	(5.IV.9)	(10.827)	(10.043)	(5.144)	(4.476)
16.1	Current Tax Charge		(9.268)	(5.490)	(6.882)	(5.490)
16.2	Deferred Tax Charge /(Benefit)		(1.559)	(4.553)	1.738	1.014
XVII.	NET PERIOD PROFIT/LOSS FROM CONTINUING OPERATIONS (XV±XVI)	(5.IV.10)	37.272	35.000	16.458	15.135
XVIII.	INCOME ON DISCONTINUED OPERATIONS		-	-	-	-
18.1	Income on Assets Held for Sale		-	-	-	-
18.2	Gain on Sale of Associates, Subsidiaries and Jointly Controlled Entities (Joint Ventures)		-	-	-	-
18.3	Other Income on Discontinued Operations		-	-	-	-
XIX.	EXPENSE ON DISCONTINUED OPERATIONS (-)		-	-	-	-
19.1	Expense on Assets Held for Sale		-	-	-	-
19.2	Loss on Sale of Associates, Subsidiaries and Jointly Controlled Entities (Joint Ventures)		-	-	-	-
19.3	Other Expense on Discontinued Operations		-	-	-	-
XX.	PROFIT/LOSS ON DISCONTINUED OPERATIONS BEFORE TAX (XVIII-XIX)		-	-	-	-
XXI.	TAX PROVISION FOR DISCONTINUED OPERATIONS (±)		-	-	-	-
21.1	Current Tax Charge		-	-	-	-
21.2	Deferred Tax Charge /(Benefit)		-	-	-	-
XXII.	NET PERIOD PROFIT/LOSS FROM DISCONTINUED OPERATIONS (XX±XXI)		-	-	-	-
XXIII.	NET PERIOD PROFIT/LOSS (XVII+XXII)	(5.IV.11)	37.272	35.000	16.458	15.135
23.1	Group's Profit/Loss		37.272	35.000	16.458	15.135
23.2	Minority Interest Profit/Loss		-	-	-	-
	Earnings per Share		0,00063	0,00064	0,00026	0,00028

The accompanying notes are an integral part of these financial statements.

FİBANKA A.Ş.

**UNCONSOLIDATED STATEMENT OF INCOME AND EXPENSE ITEMS ACCOUNTED UNDER SHAREHOLDERS' EQUITY
FOR THE PERIOD 1 JANUARY - 30 JUNE 2015**

(Amount expressed in thousands of Turkish Lira)

		CURRENT PERIOD	PRIOR PERIOD
		(01/01/2015-30/06/2015)	(01/01/2014-30/06/2014)
STATEMENT OF INCOME AND EXPENSE ITEMS ACCOUNTED UNDER EQUITY			
I.	ADDITIONS TO MARKETABLE SECURITIES REVALUATION RESERVES FROM FINANCIAL ASSETS AVAILABLE FOR SALE		
		(3,434)	21,448
II.	TANGIBLE ASSETS REVALUATION RESERVES	-	-
III.	INTANGIBLE ASSETS REVALUATION RESERVES	-	-
IV.	TRANSLATION ADJUSTMENT FOR FOREIGN CURRENCY TRANSACTIONS	-	-
V.	PROFIT/LOSS ON CASH FLOW HEDGE DERIVATIVE FINANCIAL ASSETS (Effective Portion of the Changes in Fair Value)	-	-
VI.	PROFIT/LOSS ON NET FOREIGN INVESTMENT HEDGE DERIVATIVE FINANCIAL ASSETS (Effective Portion of the Changes in Fair Value)	-	-
VII.	THE EFFECT OF CORRECTIONS OF THE ERRORS AND CHANGES IN THE ACCOUNTING POLICY	-	-
VIII.	OTHER INCOME AND EXPENSES RECOGNISED IN EQUITY IN ACCORDANCE WITH TAS	-	-
IX.	DEFERRED TAX EFFECT OF REVALUATION	715	(3,777)
X.	NET INCOME/EXPENSE DIRECTLY RECOGNISED IN EQUITY (I+II+...+IX)	(2,719)	17,671
XI.	PROFIT/LOSS FOR THE PERIOD	(142)	(2,566)
11.1	Net Changes in the Fair Values of Marketable Securities (Transfer to Profit/Loss)	(142)	(2,566)
11.2	The Portion of Cash-flow Hedge Derivative Financial Assets Reclassified in and Transferred to Income Statement	-	-
11.3	The Portion of Net Foreign Investment Hedge Derivative Financial Assets Reclassified in and Transferred to Income Statement	-	-
11.4	Other	-	-
XII.	TOTAL PROFIT/LOSS RECOGNISED FOR THE PERIOD (X±XI)	(2,861)	15,105

The accompanying notes are an integral part of these financial statements.

FIBABANK A.Ş. UNCONSOLIDATED STATEMENT OF CHANGES IN SHAREHOLDERS' EQUITY FOR THE PERIOD 1 JANUARY - 30 JUNE 2015 (Amount expressed in thousands of Turkish Lira)																			
CHANGES IN SHAREHOLDERS' EQUITY	Note	Paid-in Capital	Paid-in Capital Inflation Adjustment	Share Premium	Share Cancellation Profits	Legal Reserves	Statutory Reserves	Extraordinary Reserves	Other Reserves	Current Period Profit/Loss	Prior Period Profit/Loss	Marketable Securities Revaluation Reserve	Tangible and Intangible Assets Revaluation Reserve	Bonus Shares from Equity Participations	Hedge Funds	Accumulated Rev. Reserve on Assets Held for Sale and Discontinued Oper.	Total Equity Excluding Minority Interest	Minority Interests	Total Equity
PRIOR PERIOD																			
(01/01/2014 - 30/06/2014)																			
I. Beginning Balance		550.000	-	-	-	-	-	-	-	43.806	(72.576)	(24.057)	-	-	-	-	497.173	-	497.173
II. Corrections made according TAS 8		-	-	-	-	-	-	-	-	-	-	-	-	-	-	-	-	-	-
2.1 The Effect of Correction of Errors		-	-	-	-	-	-	-	-	-	-	-	-	-	-	-	-	-	-
2.2 The Effect of Changes in Account Policies		-	-	-	-	-	-	-	-	-	-	-	-	-	-	-	-	-	-
III. Adjusted Balance (I-II)		550.000	-	-	-	-	-	-	-	43.806	(72.576)	(24.057)	-	-	-	-	497.173	-	497.173
Changes during the Period		-	-	-	-	-	-	-	-	-	-	-	-	-	-	-	-	-	-
IV. Increase/Decrease Due to Mergers		-	-	-	-	-	-	-	-	-	-	-	-	-	-	-	-	-	-
V. Marketable Securities Revaluation Reserve		-	-	-	-	-	-	-	-	-	-	15.105	-	-	-	-	15.105	-	15.105
VI. Hedge Funds (Effective Portion)		-	-	-	-	-	-	-	-	-	-	-	-	-	-	-	-	-	-
6.1 Cash Flow Hedges		-	-	-	-	-	-	-	-	-	-	-	-	-	-	-	-	-	-
6.2 Net Foreign Investment Hedges		-	-	-	-	-	-	-	-	-	-	-	-	-	-	-	-	-	-
VII. Tangible Assets Revaluation Reserve		-	-	-	-	-	-	-	-	-	-	-	-	-	-	-	-	-	-
VIII. Intangible Assets Revaluation Reserve		-	-	-	-	-	-	-	-	-	-	-	-	-	-	-	-	-	-
IX. Bonus Shares from Associates, Subsidiaries and Jointly Controlled Entities(Joint Ventures)		-	-	-	-	-	-	-	-	-	-	-	-	-	-	-	-	-	-
X. Foreign Exchange Differences		-	-	-	-	-	-	-	-	-	-	-	-	-	-	-	-	-	-
XI. The Effect of Disposal of Assets		-	-	-	-	-	-	-	-	-	-	-	-	-	-	-	-	-	-
XII. The Effect of Reclassification of Assets		-	-	-	-	-	-	-	-	-	-	-	-	-	-	-	-	-	-
XIII. The Effect of Changes in the Equity of Subsidiaries on the Equity of the Bank		-	-	-	-	-	-	-	-	-	-	-	-	-	-	-	-	-	-
XIV. Capital Increase		-	-	-	-	-	-	-	-	-	-	-	-	-	-	-	-	-	-
14.1 Cash		-	-	-	-	-	-	-	-	-	-	-	-	-	-	-	-	-	-
14.2 Internal Sources		-	-	-	-	-	-	-	-	-	-	-	-	-	-	-	-	-	-
XV. Share Issue		-	-	-	-	-	-	-	-	-	-	-	-	-	-	-	-	-	-
XVI. Share Cancellation Profits		-	-	-	-	-	-	-	-	-	-	-	-	-	-	-	-	-	-
XVII. Paid-in-Capital Inflation Adjustment		-	-	-	-	-	-	-	-	-	-	-	-	-	-	-	-	-	-
XVIII. Other		-	-	-	-	-	-	-	-	-	-	-	-	-	-	-	-	-	-
XIX. Net Profit/Loss for the Period		-	-	-	-	-	-	-	-	35.000	-	-	-	-	-	-	35.000	-	35.000
XX. Profit Distribution		-	-	-	-	-	-	-	-	(43.806)	43.806	-	-	-	-	-	-	-	-
20.1 Dividend Paid		-	-	-	-	-	-	-	-	-	-	-	-	-	-	-	-	-	-
20.2 Transfer to Reserves		-	-	-	-	-	-	-	-	-	-	-	-	-	-	-	-	-	-
20.3 Other		-	-	-	-	-	-	-	-	(43.806)	43.806	-	-	-	-	-	-	-	-
Ending Balance (III+IV+V+.....+XVIII+XIX+XX)		550.000	-	-	-	-	-	-	-	35.000	(28.770)	(8.952)	-	-	-	-	547.278	-	547.278
CURRENT PERIOD																			
(01/01/2015 - 30/06/2015)																			
I. Prior Period End Balance		550.000	-	-	-	-	-	-	(2.174)	74.210	(27.424)	(8.363)	-	-	-	-	586.249	-	586.249
Changes during the Period		-	-	-	-	-	-	-	-	-	-	-	-	-	-	-	-	-	-
II. Increase/Decrease Due to Mergers		-	-	-	-	-	-	-	-	-	-	-	-	-	-	-	-	-	-
III. Marketable Securities Revaluation Reserve		-	-	-	-	-	-	-	-	-	-	(2.861)	-	-	-	-	(2.861)	-	(2.861)
IV. Hedge Funds (Effective Portion)		-	-	-	-	-	-	-	-	-	-	-	-	-	-	-	-	-	-
4.1 Cash Flow Hedges		-	-	-	-	-	-	-	-	-	-	-	-	-	-	-	-	-	-
4.2 Net Foreign Investment Hedges		-	-	-	-	-	-	-	-	-	-	-	-	-	-	-	-	-	-
V. Tangible Assets Revaluation Reserve		-	-	-	-	-	-	-	-	-	-	-	-	-	-	-	-	-	-
VI. Intangible Assets Revaluation Reserve		-	-	-	-	-	-	-	-	-	-	-	-	-	-	-	-	-	-
VII. Bonus Shares from Associates, Subsidiaries and Jointly Controlled Entities(Joint Ventures)		-	-	-	-	-	-	-	-	-	-	-	-	-	-	-	-	-	-
VIII. Foreign Exchange Differences		-	-	-	-	-	-	-	-	-	-	-	-	-	-	-	-	-	-
IX. The Effect of Disposal of Assets		-	-	-	-	-	-	-	-	-	-	-	-	-	-	-	-	-	-
X. The Effect of Reclassification of Assets		-	-	-	-	-	-	-	-	-	-	-	-	-	-	-	-	-	-
XI. The Effect of Changes in the Equity of Subsidiaries on the Equity of the Bank		-	-	-	-	-	-	-	-	-	-	-	-	-	-	-	-	-	-
XII. Capital Increase		128.860	-	-	-	-	-	-	-	-	-	-	-	-	-	-	128.860	-	128.860
12.1 Cash	(5.11.12.3)	128.860	-	-	-	-	-	-	-	-	-	-	-	-	-	-	128.860	-	128.860
12.2 Internal Sources		-	-	-	-	-	-	-	-	-	-	-	-	-	-	-	-	-	-
XIII. Share Issue		-	-	-	-	-	-	-	-	-	-	-	-	-	-	-	-	-	-
XIV. Share Cancellation Profits		-	-	-	-	-	-	-	-	-	-	-	-	-	-	-	-	-	-
XV. Paid-in-Capital Inflation Adjustment		-	-	-	-	-	-	-	-	-	-	-	-	-	-	-	-	-	-
XVI. Other		-	-	-	-	-	-	-	-	-	-	-	-	-	-	-	-	-	-
XVII. Net Profit/Loss for the Period		-	-	-	-	-	-	-	-	37.272	-	-	-	-	-	-	37.272	-	37.272
XVIII. Profit Distribution		-	-	-	-	3.711	-	43.075	-	(74.210)	27.424	-	-	-	-	-	-	-	-
18.1 Dividend Paid		-	-	-	-	-	-	-	-	-	-	-	-	-	-	-	-	-	-
18.2 Transfer to Reserves		-	-	-	-	3.711	-	43.075	-	-	(46.786)	-	-	-	-	-	-	-	-
18.3 Other		-	-	-	-	-	-	-	-	(74.210)	74.210	-	-	-	-	-	-	-	-
Ending Balance (I+II+III+....+XVII+XVIII)		678.860	-	-	-	3.711	-	43.075	(2.174)	37.272	-	(11.224)	-	-	-	-	749.520	-	749.520

The accompanying notes are an integral part of these financial statements.

FIBABANKA A.Ş.
UNCONSOLIDATED CASH FLOW STATEMENT
FOR THE PERIOD 1 JANUARY - 30 JUNE 2015
(Amount expressed in thousands of Turkish Lira)

	Note	CURRENT PERIOD (01/01/2015- 30/06/2015)	PRIOR PERIOD (01/01/2014- 30/06/2014)
A. CASH FLOWS FROM BANKING OPERATIONS			
1.1 Operating Profit / Loss before Changes in Operating Assets and Liabilities		131,512	130,025
1.1.1 Interest Received (+)		375,847	327,560
1.1.2 Interest Paid (-)		203,472	178,623
1.1.3 Dividend Received (+)		-	-
1.1.4 Fees and Commissions Received (+)		19,299	12,212
1.1.5 Other Income (+)		13,715	2,926
1.1.6 Collections from Previously Written Off Loans (+)		575	2,136
1.1.7 Cash Payments to Personnel and Service Suppliers (-)		96,055	82,045
1.1.8 Taxes Paid (-)		7,317	3,849
1.1.9 Other (+/-)		28,920	49,708
1.2 Changes in Banking Operations Assets and Liabilities		(16,219)	(198,796)
1.2.1 Net (Increase) Decrease in Financial Assets Held for Trading (+/-)		(44,569)	303
1.2.2 Net(Increase) Decrease in Financial Assets at Fair Value through Profit or Loss (+/-)		-	-
1.2.3 Net (Increase) Decrease in Due From Banks (+/-)		207,630	145,030
1.2.4 Net (Increase) Decrease in Loans (+/-)		(717,375)	(619,087)
1.2.5 Net (Increase) Decrease in Other Assets (+/-)		37,196	(6,089)
1.2.6 Net Increase (Decrease) in Bank Deposits (+/-)		183,758	142,896
1.2.7 Net Increase (Decrease) in Other Deposits (+/-)		135,967	280,814
1.2.8 Net Increase (Decrease) in Borrower Funds (+/-)		366,000	59,250
1.2.9 Net Increase (Decrease) in Matured Payables (+/-)		-	-
1.2.10 Net Increase (Decrease) in Other Liabilities (+/-)		(184,826)	(201,913)
I Net Cash Flow Provided from Banking Operations (+/-)		115,293	(68,771)
B. CASH FLOW FROM INVESTING ACTIVITIES		-	-
II Net Cash Flow Provided from Investment Activities (+/-)		(325,020)	19,739
2.1 Cash Paid for Purchase of Associates, Subsidiaries and Jointly Controlled Entities (Joint Ventures) (-)		-	-
2.2 Cash Obtained from Sale of Associates, Subsidiaries and Jointly Controlled Entities (Joint Ventures) (+)		-	-
2.3 Tangible Asset Purchases (-)		156,473	4,331
2.4 Tangible Asset Sales (+)		4,681	1,322
2.5 Cash Paid for Purchase of Financial Assets Available for Sale (-)		194,721	30,080
2.6 Cash Obtained from Sales of Financial Assets Available for Sale (+)		24,256	53,673
2.7 Cash Paid for Purchase of Investment Securities (-)		-	-
2.8 Cash Obtained from Sales of Investment Securities (+)		-	-
2.9 Other (+/-)		(2,763)	(845)
C. CASH FLOWS FROM FINANCIAL ACTIVITIES		-	-
III Net Cash Provided from Financing Activities (+/-)		82,671	166,962
3.1 Cash Obtained from Funds Borrowed and Securities Issued (+)		614,586	272,215
3.2 Cash Used for Repayment of Funds Borrowed and Securities Issued (-)		533,730	105,253
3.3 Share Certificates Issued (+)		1,815	-
3.4 Dividends Paid (-)		-	-
3.5 Payments for Finance Leases (-)		-	-
3.6 Other (+/-)		-	-
IV. Effect of Change in Foreign Exchange Rate on Cash and Cash Equivalents (+/-)		19,651	1,629
V. Net Increase in Cash and Cash Equivalents (I+II+III+IV)		(107,405)	119,559
VI. Cash and Cash Equivalents at the Beginning of the Period (+)		155,457	195,522
VII. Cash and Cash Equivalents at the End of the Period (V+VI)		48,052	315,081

The accompanying notes are an integral part of these financial statements.

**NOTES TO THE UNCONSOLIDATED FINANCIAL STATEMENTS FOR THE PERIOD OF
1 JANUARY – 30 JUNE 2015**

(Amounts expressed in thousands of Turkish Lira (TL) unless otherwise stated.)

SECTION THREE

ACCOUNTING POLICIES

I. Explanations on the basis of presentation

1. Preparation of the financial statements and the accompanying footnotes in accordance with Turkish Accounting Standards and the Communiqué on Principles and Procedures on the Accounting Practice and Documentation of Banks

As per the Article 37 of “Accounting and Recording Rules” of the Turkish Banking Law No. 5411 published on the Official Gazette no.26333 dated 1 November 2006 and became effective, the Bank keeps its accounting records and prepares its unconsolidated financial statements and the related footnotes in accordance with accounting and valuation standards described in “Regulation on Accounting Applications for Banks and Safeguarding of Documents” published by the Banking Regulatory and Supervisory Agency (“BRSA”) and in effect since 1 November 2006, and Turkish Accounting Standards (“TAS”), Turkish Financial Reporting Standards (“TFRS”) and the related statements and guidance announced by the Public Oversight, Accounting and Auditing Standards Authority (“POA”). The accounting policies and valuation principles used in the preparation of the financial statements are selected and applied in accordance with the requirements set out in the Communiqué “Publicly Disclosed Financial Statements and the Accompanying Explanations and Footnotes by Banks” published in the Official Gazette numbered 28337 on 28 June 2012. Bank accounts its records in TL, in accordance with the Banking Law, Turkish Commercial Code and Turkish Tax Legislation.

The financial statements are prepared in thousands of TL based on the historical cost convention, except for the financial assets and liabilities carried at fair value.

2. Accounting policies and valuation principles applied in preparation of financial statements

The accounting policies and valuation principles used in the preparation of the financial statements are selected and applied in accordance with the requirements set out in regulations, communiqués, statements and guidance and if there is no special regulation by the BRSA in accordance with to the principles within IAS / IFRS, are consistent with the accounting policies applied in the annual financial statements prepared for the year ended 30 December 2014. The accounting policies and valuation principles applied in the preparation of the accompanying financial statements are explained in Notes II and XXIV below.

II. Explanations on the usage strategy of financial instruments and on foreign currency transactions

1. Usage strategy of the financial instruments

The major factor in managing interest rate and liquidity risk at the balance sheet is parallel movement of asset and liability side.

Exchange rate risk, interest rate risk and liquidity risk are controlled and measured by various risk management systems, and the balance sheet is managed under the limits set by these systems and the limits legally required. Value at risk models are used for this purpose.

Purchase-sale transactions of short and long-term financial instruments are realized within pre-determined risk limits that are allowed for the purpose of increasing risk-free return on capital.

The foreign currency position is controlled by the equilibrium of a currency basket to eliminate the foreign exchange risk.

**NOTES TO THE UNCONSOLIDATED FINANCIAL STATEMENTS FOR THE PERIOD OF
1 JANUARY – 30 JUNE 2015**

(Amounts expressed in thousands of Turkish Lira (TL) unless otherwise stated.)

2. Foreign currency transactions
2.1 Foreign currency exchange rates used in converting transactions denominated in foreign currencies and their presentation in the financial statements

The Bank recognizes the foreign currency transactions in accordance with TAS 21 “The Effects of Changes in Foreign Exchange Rates”. Foreign exchange gains and losses arising from the foreign currency transactions as of balance sheet date are translated into Turkish Lira by using the exchange rates at the date of the transaction and recognized in accounting records. At the end of the periods, foreign currency assets and liabilities are converted into Turkish Lira by using the spot foreign currency exchange rates of the Bank at the end of the period and the related currency translation differences are recognized as foreign exchange gains and losses.

As at the end of the related periods, the Bank’s foreign currency exchange rates are as follows:

	30 June 2015	31 December 2014
US Dollar	2.6406	2.3189
Euro	2.9315	2.8207

2.2 Foreign exchange gains and losses included in the income statement

Net foreign exchange gain included in the income statement for the period ended 30 June 2015 is TL 1,551 (1 January – 30 June 2014: TL 5,006 loss).

III. Explanations on Subsidiaries and Affiliates

At the unconsolidated financial statements; subsidiaries and affiliates are accounted according to ‘Financial Instruments: Turkish Accounting Standard on Recognition and Measurement (“TAS 39”)’ announcement.

IV. Explanations on forward transactions, options and derivative instruments

The Bank’s derivative transactions mainly consist of foreign currency swaps, foreign currency options and forward foreign currency purchase/sale contracts. The Bank does not have any embedded derivatives separated from the host contract.

In accordance with TAS 39 "Financial Instruments: Recognition and Measurement", forward foreign currency purchase/sale contracts, swaps and options are classified as "hedging purpose" and "trading purpose" transactions. Derivatives are initially recognized at cost including the transaction costs. Also, the assets and liabilities arising from the derivative transactions are recorded as off-balance sheet items at their contractual notional amounts. The derivative transactions held for trading are valued at fair-value using market prices or pricing models subsequent to initial recognition and are presented in “derivative financial assets held for trading” or “derivative financial liabilities held for trading” items of the balance sheet depending on the difference's being positive or negative. The derivative transactions held for hedging are valued at fair value using market prices or pricing models subsequent to initial recognition and are presented in "derivative financial assets held for hedging purpose" or “derivative financial liabilities held for hedging" items of the balance sheet depending on the difference's being positive or negative. Gains and losses arising from a change in the fair value are recognized in the income statement.

V. Explanations on interest income and expenses

Interest income and expenses calculated using internal rate of return are recognized on accrual basis. In accordance with Banking Act No: 5411 Articles 53 and 93, based on the prevailing communique, interest accruals on loans becoming non-performing are reversed and also ceased to accrue interest on loans until these loans are classified as performing or collected.

**NOTES TO THE UNCONSOLIDATED FINANCIAL STATEMENTS FOR THE PERIOD OF
1 JANUARY – 30 JUNE 2015**

(Amounts expressed in thousands of Turkish Lira (TL) unless otherwise stated.)

VI. Explanations on fee and commission income and expenses

Fee and commission income / expenses are recognized based on cash basis or accrual basis upon the nature of the transaction.

VII. Explanations on financial assets

Financial assets include cash on hand, contractual rights to receive cash or another financial asset from the counterparty or the right to exchange of financial instruments or equity instrument transactions of the counterparty. Financial assets are classified into four groups as financial assets at fair value through profit or loss, held to maturity investments, loans and receivables and available-for-sale financial assets.

1. Financial assets at fair value through profit or loss

1.1 *Financial assets held for trading*

Financial assets held for trading are recognized at their fair values and any gain or losses resulting from such valuation are recorded in the profit and loss accounts. Interests received during the holding period of such financial assets and the difference between the amortized cost (calculated using internal rate of return) and the acquisition cost are recognized as interest income in the income statement. Gains and losses on sale of held for trading financial assets before their maturity and the difference between market value and amortized cost (calculated using internal rate of return) of such financial assets are recognized in gains and losses on securities trading under income statement.

1.2 *Financial assets at fair value through profit or loss*

The Bank does not have any financial assets designated as “financial assets at fair value through profit or loss”.

2. Financial assets available for sale

Financial assets available-for-sale, are financial assets other than assets held for trading purposes, investments held-to-maturity and originated loans and receivables. Financial assets available-for-sale is measured at their fair values subsequently.

Interest income of the investments securities available-for-sale; based on the internal rate of return; are included in the income statement. Unrecognized gain/losses derived from the difference between their fair value and the discounted values are recorded in “Marketable Securities Revaluation Reserve” under the shareholders’ equity. In case of disposal, gains/losses recognized under equity are realized and recognized directly in the income statement.

Purchase and sale transactions of securities are accounted for on a settlement date basis.

3. Held to maturity investments

The Bank does not have any held to maturity investments as of 30 June 2015.

**NOTES TO THE UNCONSOLIDATED FINANCIAL STATEMENTS FOR THE PERIOD OF
1 JANUARY – 30 JUNE 2015**

(Amounts expressed in thousands of Turkish Lira (TL) unless otherwise stated.)

4. Loans and receivables

Loans and receivables are financial assets, which are generated by providing funds, goods or services to the debtor.

Loans and receivables are financial assets with fixed or determinable repayment schedules and they are not traded in an active market.

Loans are initially measured at their acquisition cost and subsequently measured at amortized cost calculated using effective interest rate method in accordance with TAS 39 “Financial Instruments: Recognition and Measurement”. Duty charges, transaction fees and other expenses paid for the collaterals of the loans are considered as part of the transaction costs and charged to the customers.

VIII. Explanations on impairment of financial assets

Financial asset or groups of financial assets are reviewed by the Bank at each balance sheet date to determine whether there is objective evidence of impairment. If any such indicator exists, the Bank determines the amount of impairment.

Impairment loss incurs if, and only if, there is objective evidence that the reliably estimated future cash flows of financial asset or group of financial assets are adversely affected by an event(s) (“loss event(s)”) incurred subsequent to initial recognition.

The Bank provides specific and general allowances for loan and other receivables classified in accordance with the Communiqué published on the Official Gazette No.2633 dated November 1, 2006. The allowances are recorded in the income statement of the related period.

IX. Explanations on offsetting financial instruments

If the fair values of equity shares held for trading and quoted at the stock exchanges are lower than their carrying values, allowance for impairment is recognized and the recognized impairment is offset with the related assets on the face of the balance sheet.

Specific allowances for non-performing loan and other receivables are provided in accordance with “Methods and Principles for the Determination of Loans and Other Receivables to be Reserved for and Allocation of Reserves”. Such allowances are offset with loans under follow-up on the asset side. Other financial assets and liabilities are offset when the Bank has a legally enforceable right to offset.

X. Explanations on sale and repurchase agreements and securities lending transactions

Securities subject to repo (repurchase agreements) are classified as “Financial assets at fair value through profit and loss”, “Financial assets available for sale” or “Investments held to maturity” according to their purposes to be held in the Bank’s portfolio and evaluated within the principles of the relevant portfolio. Funds obtained from repurchase agreements are followed under the “Funds from repo transactions” account in liabilities, and interest expense accruals are calculated using the effective interest (internal rate of return) method on the difference between the sales and repurchase prices corresponding to the period designated by a repurchase agreement.

Reverse repo transactions are recorded under the “Receivables from reverse repurchase agreements” account.

**NOTES TO THE UNCONSOLIDATED FINANCIAL STATEMENTS FOR THE PERIOD OF
1 JANUARY – 30 JUNE 2015**

(Amounts expressed in thousands of Turkish Lira (TL) unless otherwise stated.)

XI. Explanations on noncurrent assets held for sale and discontinued operations and the related liabilities

A tangible asset (or a disposal group) classified as “asset held for sale” is measured at the lower of the carrying value or fair value less costs to sell. Assets held for sale are not depreciated and presented in the financial statements separately. An asset (or a disposal group) is regarded as “asset held for sale” only when the sale is highly probable and the asset (or disposal group) is available for immediate sale in its present condition. For a highly probable sale, there must be a valid plan prepared by the management for the sale of asset including identification of possible buyers and completion of sale process. Furthermore, the asset should be actively marketed at a price consistent with its fair value.

Events or circumstances may extend the period to complete the sale beyond one year. An extension of the period required to complete a sale does not preclude an asset (or disposal group) from being classified as held for sale if the delay is caused by events or circumstances beyond the entity's control and there is sufficient evidence that the entity remains committed to its plan to sell the asset (or disposal group).

A discontinued operation is a part of the Bank’s business classified as disposed or held-for-sale. The operating results of the discontinued operations are disclosed separately in the income statement.

XII. Explanations on goodwill and other intangible assets

As at the balance sheet date, there is no goodwill in the accompanying financial statements. The intangible assets of the Bank consist of software, intangible rights and other intangible assets.

The costs of the intangible assets purchased before 1 January 2005 are recognized at their inflation adjusted costs as of 31 December 2004 and intangible assets purchased after 1 January 2005 are recognized at their acquisition cost less accumulated amortization and impairment, if any.

Estimated useful lives of the intangible assets are 3 to 10 years, and amortization rates are 10% to 33.3%.

If there is objective evidence of impairment, the asset’s recoverable amount is estimated in accordance with the Turkish Accounting Standard 36 (TAS 36) “Impairment of Assets” and if the recoverable amount is less than the carrying value of the related asset, an allowance for impairment is recognized.

**NOTES TO THE UNCONSOLIDATED FINANCIAL STATEMENTS FOR THE PERIOD OF
1 JANUARY – 30 JUNE 2015**

(Amounts expressed in thousands of Turkish Lira (TL) unless otherwise stated.)

XIII. Explanations on tangible assets

Tangible assets are measured at cost in accordance with the Turkish Accounting Standard 16 (TAS 16) "Tangible Assets".

The costs of the tangible assets purchased before 1 January 2005 are recognized at their inflation adjusted costs as of 31 December 2004 and tangible assets purchased after 1 January 2005 are recognized at their acquisition cost less accumulated depreciation and impairment, if any. If there is objective evidence of impairment, the asset's recoverable amount is estimated in accordance with the Turkish Accounting Standard 36 (TAS 36) "Impairment of Assets" and if the recoverable amount is less than the carrying value of the related asset, an allowance for impairment is recognized.

Gains/losses from the sale of the tangible assets are calculated as the difference between the net book value and the net sales price.

Maintenance and repair costs incurred for tangible assets are recorded as expense.

There are no restrictions such as pledges, mortgages or any other restriction on tangible assets.

There are no changes in the accounting estimates that are expected to have an impact in the current or subsequent periods.

Depreciation rates and estimated useful lives used for the tangible assets are as follows:

Tangible Asset	Estimated useful lives (Years)	Depreciation Rate (%)
Safe boxes	2-50	2-50
Vehicles	5	20
Real estate	50	2
Other Tangible Assets	4-50	2-25

XIV. Explanations on leasing transactions

Duration of financial leasing contracts is maximum 4 years. Tangible assets obtained via financial leasing are classified as the Bank's assets or liabilities resulting from financial leasing according to its nature. Assets obtained via financial leasing are depreciated in accordance with the principals for tangible assets. Rent payments for operating leases are recorded at equal amounts as expense during the payment period.

XV. Explanations on provisions and contingent liabilities

Provisions and contingent liabilities are accounted in accordance with TAS 37 "Provisions, Contingent Liabilities and Contingent Assets". In the financial statements, a provision is made if there is a present obligation that arises from past events as of the balance sheet date, if it is probable that an outflow of resources embodying economic benefits will be required to settle the obligation and if a reliable estimate can be made of the amount of the obligation. If the amount is not reliably estimated and there is no probability of cash outflow from the Bank to settle the liability, the related liability is considered as "contingent" and disclosed in the notes to the financial statements.

Provisions recognized during the period are recognized within "other operating expenses"; reversals of provisions recognized in the prior periods are recognized within "other operating income".

**NOTES TO THE UNCONSOLIDATED FINANCIAL STATEMENTS FOR THE PERIOD OF
1 JANUARY – 30 JUNE 2015**

(Amounts expressed in thousands of Turkish Lira (TL) unless otherwise stated.)

XVI. Explanations on contingent assets

The contingent assets usually arise from unplanned or other unexpected events that give rise to the possibility of an inflow of economic benefits to the Bank. If an inflow of economic benefits has become probable, then the contingent asset is disclosed in the notes to the financial statements. If it has become virtually certain that an inflow of economic benefits will arise, the asset and the related income are recognized in the financial statements of the period in which the change occurs.

XVII. Explanations on liabilities for employee benefits

As per the existing labour laws and agreements in Turkey, entities are required to pay severance for the employees retired or fired. These payments are qualified as recognized retirement benefit plan according to revised TAS 19 Standard on the Benefits Provided to Employees. Severance payment liability recognized in the balance sheet is calculated according to the net present value of expected amount in the future arising from all employees' retirements and represented in financial statements. All the actuarial gains and losses as are accounted for as other comprehensive income.

The major assumptions used in the actuarial calculation are as follows:

- Calculation is based on discount rate of 8.20%, inflation rate of 6.00% and real rate of rise in salary of 0.00%.
- As ceiling salary amount of TL 3,438.22 (full TL) (effective as of 31 December 2014)
- Individuals' earliest retirement age is considered as retirement age.
- CSO 1980 mortality table is used for the death probabilities of male and female employees.

There is no employee foundation, fund or similar institutions.

XVIII. Explanations on taxation

1. Current Tax

Effective from 1 January 2006, statutory income is subject to corporate tax at 20%. This rate is applied to accounting income modified for certain exemptions (like dividend income) and deductions (like investment incentives), and additions for certain non-tax deductible expenses and allowances for tax purposes.

If there is no dividend distribution planned, no further tax charges are made. Dividends paid to the resident institutions and the institutions working through local offices or representatives are not subject to withholding tax. As per the decisions no.2009/14593 and no.2009/14594 of the Council of Ministers published in the Official Gazette no.27130 dated 3 February 2009, certain duty rates included in the articles no.15 and 30 of the new Corporate Tax Law no.5520 are revised. Accordingly, the withholding tax rate on the dividend payments other than the ones paid to the non-resident institutions generating income in Turkey through their operations or permanent representatives and the resident institutions is 15%. In applying the withholding tax rates on dividend payments to the non-resident institutions and the individuals, the withholding tax rates covered in the related Double Tax Treaty Agreements are taken into account. Appropriation of the retained earnings to capital is not considered as profit distribution and therefore is not subject to withholding tax.

The prepaid taxes are calculated and paid at the rates valid for the earnings of the related years. The prepayments can be deducted from the annual corporate tax calculated for the whole year earnings.

**NOTES TO THE UNCONSOLIDATED FINANCIAL STATEMENTS FOR THE PERIOD OF
1 JANUARY – 30 JUNE 2015**

(Amounts expressed in thousands of Turkish Lira (TL) unless otherwise stated.)

XVIII. Explanations on taxation (*cont'd*)

In accordance with the Turkish tax legislation, tax losses can be carried forward to offset against future taxable income for up to five years. Tax losses cannot be carried back to offset profits from previous periods.

In Turkey, there is no procedure for a final and definite agreement on tax assessments. Companies file their tax returns with their tax offices by the end of 25th of the fourth month following the close of the accounting period to which they relate. Tax returns are open for five years from the beginning of the year that follows the date of filing during which time the tax authorities have the right to audit tax returns, and the related accounting records on which they are based, and may issue re-assessments based on their findings.

2. Deferred Tax

The Bank calculates and recognizes tax for taxable temporary differences arising between the carrying values of assets and liabilities in the financial statements and their corresponding balances considered in the calculation of the tax base according to the Turkish Accounting Standard 12 (TAS 12) “Income Taxes”.

As of 30 June 2015, the deferred tax assets is TL 1,349 (31 December 2014: TL 2,193). The deferred tax asset is calculated as the net of taxable and deductible temporary differences.

Deferred tax benefit/ (charge) is recognized within “Deferred tax benefit/ (charge)” in the income statement and the deferred tax charge for the period is TL 1,559 (1 January – 30 June 2014: TL 4,553 deferred tax charge). Deferred tax effects of the transactions and events recognized directly in the shareholders’ equity are also recognized directly in the shareholders’ equity which is TL 3,350 (benefit) (31 December 2014: TL 2,634 benefit).

3. Transfer pricing

The article 13 of the Corporate Tax Law describes the issue of transfer pricing under the title of “disguised profit distribution” by way of transfer pricing. “The General Communiqué on Disguised Profit Distribution by Way of Transfer Pricing” published at 18 November 2007, explains the application related issues on this topic.

According to this Communiqué, if the taxpayers conduct transactions like purchase and sale of goods or services with the related parties where the prices are not determined according to the arm’s length principle, then it will be concluded that there is a disguised profit distribution by way of transfer pricing. Such disguised profit distributions will not be deducted from the corporate tax base for tax purposes.

As stated in the “7.1 Annual Documentation” section of this communiqué, the taxpayers are required to fill out the “Transfer Pricing, Controlled Foreign Entities and Thin Capitalization” form for the purchase and sale of goods or services conducted with their related parties in a taxation period, attach these forms to their corporate tax returns and submit to the tax offices. Related forms are submitted to tax offices on time.

**NOTES TO THE UNCONSOLIDATED FINANCIAL STATEMENTS FOR THE PERIOD OF
1 JANUARY – 30 JUNE 2015**

(Amounts expressed in thousands of Turkish Lira (TL) unless otherwise stated.)

XIX. Additional explanations on borrowings

The Bank provides resources by using loans from domestic and foreign foundations and issuing bonds and bills.

Borrowing funds are initially measured at acquisition cost and subsequently measured at amortized cost. In the accompanying financial statements, foreign currency denominated borrowing funds are translated to Turkish Lira with the Bank's spot foreign exchange buying rates and interest expenses incurred during the period relating to the borrowing funds are recognized in income statement.

The Bank applies general hedging techniques for mitigating the liquidity risk, interest rate risk and currency risk of the borrowing funds. Those techniques do not meet the definition of hedge accounting according to TAS 39. There are no convertible bonds or any other bonds issued by the Bank as at the balance sheet date.

XX. Explanations on share certificates issued

In the current period, the Bank's capital was increased by TL 128,860; TL 127,045 of the increase was provided by Fiba Holding A.Ş. through the subordinated loan permitted to be converted to share capital and TL 1,815 was paid in cash by the other shareholders.

XXI. Explanations on bank acceptances and bills of guarantee

Bank acceptances and bills of guarantee are presented within off-balance sheet liabilities as being possible liabilities and commitments. Cash transactions relating to bank acceptances and bills of guarantee are realized concurrently with the customer payments.

As of the balance sheet date, there are no bank acceptances and bills of guarantee recognized as liability against an asset.

XXII. Explanation on government incentives

As of the balance sheet date, the Bank does not have any government incentives.

XXIII. Explanations on segment reporting

Explanations on segment reporting are presented in the Note VI. of part four.

XXIV. Other matters

None.

**NOTES TO THE UNCONSOLIDATED FINANCIAL STATEMENTS FOR THE PERIOD OF
1 JANUARY – 30 JUNE 2015**

(Amounts expressed in thousands of Turkish Lira (TL) unless otherwise stated.)

SECTION FOUR

FINANCIAL POSITION AND RISK MANAGEMENT

I. Explanations on capital adequacy ratio

As of 30 June 2015, the unconsolidated capital adequacy ratio is 12.41 % (31 December 2014: 13.24 %).

1. The risk measurement methods used in the determination of capital adequacy ratio

The calculation of the capital adequacy ratio is performed in accordance with "Regulation on Measurement and Assessment of Capital Adequacy of Banks" which was published in the Official Gazette No. 28337, dated 28 June 2012. In the calculation of capital adequacy ratio, the data prepared from accounting records in compliance with the current legislation are used.

The items deducted from the equity in the calculation of the shareholders' equity are not included in the calculation of risk-weighted assets, non-cash loans and contingent liabilities. In the calculation of risk weighted assets, the assets subject to amortisation or impairment, are taken into account on a net basis after being reduced by the related amortisations and provisions.

Credit risk is calculated by using Standardized Approach the CSA simple method. Cash risk amount is classified in accordance with Article 6 of the "Regulation on Measurement and Assessment of Capital Adequacy of Banks". Risk weights are applied as per "Regulation on Measurement and Assessment of Capital Adequacy of Banks-Annex 1" after applying the risk mitigation techniques in accordance with the "The Regulation on Credit Risk Mitigation Techniques".

In the calculation of the value at credit risk for the non-cash loans and commitments such transactions are weighted after netting with specific provisions that are classified under liabilities and calculated based on the "Regulation on Identification of and Provision against Non-Performing Loans and Other Receivables" published in the Official Gazette No. 26333, dated 1 November 2006, The net amounts are then multiplied by the rate of; if the risk is high one hundred percent, if the risk is medium fifty percent if the risk is medium/low twenty percent and if the risk is low zero percent; reduced as per the "Regulation on Credit Risk Mitigation Techniques" and then included in the relevant exposure category defined in the Article 6 of the "Regulation on Measurement and Assessment of Capital Adequacy of Banks" and weighted as per "Appendix-1 of the Regulation on Measurement and Assessment of Capital Adequacy of Banks".

In the calculation of the value at credit risk for the derivative financial instruments, the receivables from counterparties are multiplied by the rates stated in the Article 21 and Appendix-2 of "the Regulation on Measurement and Assessment of Capital Adequacy of Banks", reduced as per the "Regulation on Credit Risk Mitigation Techniques" and then included in the relevant exposure category and weighted for a second time. The risk amount related to the Bank's derivative financial instruments are calculated using the "Fair Value Method".

The Bank determines its risk profile, in accordance with the Regulation on Internal Systems of Banks, by setting the measurement criteria for credit risk, market risk, operational risk, and interest risk arising from the banking book, concentration risk, liquidity risk, reputation risk, strategic risk and the other type of risks identified at the minimum.

**NOTES TO THE UNCONSOLIDATED FINANCIAL STATEMENTS FOR THE PERIOD OF
1 JANUARY – 30 JUNE 2015**

(Amounts expressed in thousands of Turkish Lira (TL) unless otherwise stated.)

1. The risk measurement methods used in the determination of capital adequacy ratio (*cont'd*)

The Bank is developing an assessment method for internal capital adequacy utilising the concentration risks identified based on current risk profile and “Base”, “Negative” “Excessively Negative” scenarios approved by the Risk Committee and also “Base” and “Negative” scenarios appointed by BRSA in its appendix of Scenarios to be applied ISEDES Report dated 31 December 2014, numbered 42233676-010-30571. According to stress test application results which are authorized by the board of directors resolution dated 26 January 2015, no capital planning buffer is emerged.

2. Information on the unconsolidated capital adequacy ratio

Current Period	0%	10%	20%	50%	75%	100%	150%	200%
Credit Risk Related Amount	--	--	64,032	956,147	1,011,471	4,790,444	106,217	134,904
Exposure Categories	1,776,335	--	320,161	1,912,294	1,348,628	4,790,444	70,811	67,452
Conditional and Unconditional Receivables from Central Governments or Central Banks	1,254,638	--	--	340	--	--	--	--
Conditional and Unconditional Receivables from Regional or Local Governments	--	--	--	--	--	--	--	--
Conditional and Unconditional Receivables from Administrative Units and Non-Commercial Enterprises	--	--	--	--	--	--	--	--
Conditional and Unconditional Receivables from Multilateral Development Banks	--	--	--	--	--	--	--	--
Conditional and Unconditional Receivables from International Organisations	--	--	--	--	--	--	--	--
Conditional and Unconditional Receivables from Banks and Brokerage Houses	384,328	--	320,161	487,339	--	11,172	290	--
Conditional and Unconditional Corporate Receivables	25,393	--	--	--	--	4,091,665	--	--
Conditional and Unconditional Retail Receivables	687	--	--	--	1,348,628	--	--	--
Conditional and Unconditional Receivables Secured by Mortgages	49,996	--	--	1,417,480	--	342,991	--	--
Past Due Receivables	--	--	--	5,779	--	55,403	510	-
Receivables Defined in High Risk Category by BRSA	--	--	--	1,356	--	1,809	70,011	67,452
Securities Collateralised by Mortgages	--	--	--	--	--	--	--	--
Securitisation Positions	--	--	--	--	--	--	--	--
Short-term Receivables from banks, Brokerage Houses and Corporates	--	--	--	--	--	--	--	--
Investments Similar to Collective Investment Funds	--	--	--	--	--	--	--	--
Other Receivables	61,293	--	--	--	--	287,404	--	--
Total Risk Weighted Assets	1,776,335	--	320,161	1,912,294	1,348,628	4,790,444	70,811	67,452

**NOTES TO THE UNCONSOLIDATED FINANCIAL STATEMENTS FOR THE PERIOD OF
1 JANUARY – 30 JUNE 2015**

(Amounts expressed in thousands of Turkish Lira (TL) unless otherwise stated.)

2. Information on the unconsolidated capital adequacy ratio (*cont'd*)

Prior Period	0%	10%	20%	50%	75%	100%	150%	200%
Credit Risk Related Amount	--	--	56,086	777,460	949,838	4,412,592	143,858	160,328
Exposure Categories	1,393,463	--	280,430	1,554,920	1,266,451	4,412,592	95,905	80,164
Conditional and Unconditional Receivables from Central Governments or Central Banks	989,897	--	--	18,070	--	--	--	--
Conditional and Unconditional Receivables from Regional or Local Governments	--	--	--	--	--	--	--	--
Conditional and Unconditional Receivables from Administrative Units and Non-Commercial Enterprises	--	--	--	--	--	--	--	--
Conditional and Unconditional Receivables from Multilateral Development Banks	--	--	--	--	--	--	--	--
Conditional and Unconditional Receivables from International Organisations	--	--	--	--	--	--	--	--
Conditional and Unconditional Receivables from Banks and Brokerage Houses	306,657	--	280,430	417,222	--	--	539	--
Conditional and Unconditional Corporate Receivables	--	--	--	--	--	4,008,965	--	--
Conditional and Unconditional Retail Receivables	--	--	--	--	1,266,451	--	--	--
Conditional and Unconditional Receivables Secured by Mortgages	1,850	--	--	1,115,701	--	228,043	--	--
Past Due Receivables	--	--	--	3,374	--	41,536	4,084	-
Receivables Defined in High Risk Category by BRSA	--	--	--	553	--	3,851	91,282	80,164
Securities Collateralised by Mortgages	--	--	--	--	--	--	--	--
Securitisation Positions	--	--	--	--	--	--	--	--
Short-term Receivables from banks, Brokerage Houses and Corporates	--	--	--	--	--	--	--	--
Investments Similar to Collective Investment Funds	--	--	--	--	--	--	--	--
Other Receivables	95,059	--	--	--	--	130,197	--	--
Total Risk Weighted Assets	1,393,463	--	280,430	1,554,920	1,266,451	4,412,592	95,905	80,164

3. Summary information related to the unconsolidated capital adequacy ratio

	Current Period	Prior Period
Capital Requirement for Credit Risk (Value at Credit Risk*0.08) (CRCR)	565,057	520,013
Capital Requirement for Market Risk (CRMV)	7,913	2,144
Capital Requirement for Operational Risk (CROV)	39,019	25,668
Equity	949,357	906,455
Equity/((CRCR+MRCR+ORCR) * 12.5 * 100)	% 12.41	% 13.24
Core Capital/((CRCR+MRCR+ORCR)*12.5*100)	% 9.48	% 8.17
Tier 1 Capital/((CRCR+MRCR+ORCR)*12.5*100)	% 9.49	% 8.20

**NOTES TO THE UNCONSOLIDATED FINANCIAL STATEMENTS FOR THE PERIOD OF
1 JANUARY – 30 JUNE 2015**

(Amounts expressed in thousands of Turkish Lira (TL) unless otherwise stated.)

4. Information related to the components of shareholders' equity

TIER I CAPITAL	Current Period	Prior Period
Paid-in Capital to be Entitled for Compensation after All Creditors	678,860	550,000
Share Premium	--	--
Share Cancellation Profits	--	--
Reserves	46,786	--
Other Comprehensive Income according to TAS	--	--
Profit	37,272	168,918
Current Period Profit	37,272	74,210
Prior Period Profit	--	94,708
General Reserves for Possible Losses	--	--
Bonus Shares from Associates, Subsidiaries and Joint-Ventures not Accounted in Current Period's Profit	--	--
Tier I Capital Before Deductions	762,918	718,918
Deductions From Tier I Capital		
Current and Prior Periods' Losses not Covered by Reserves, and Losses Accounted under Equity according to TAS (-)	13,398	132,669
Leasehold Improvements on Operational Leases (-)	16,962	19,573
Goodwill and Other Intangible Assets and Related Deferred Taxes (-)	6,221	5,336
Net Deferred Tax Asset/Liability (-)	--	--
Shares Obtained against Article 56, Paragraph 4 of the Banking Law (-)	--	--
Direct and Indirect Investments of the Bank on its own Tier I Capital (-)	--	--
Total of Net Long Positions of the Investments in Equity Items of Unconsolidated Banks and Financial Institutions where the Bank Owns 10% or less of the Issued Share Capital Exceeding the 10% Threshold of above Tier I Capital (-)	--	--
Total of Net Long Positions of the Investments in Equity Items of Unconsolidated Banks and Financial Institutions where the Bank Owns 10% or less of the Issued Share Capital Exceeding the 10% Threshold of above Tier I Capital (-)	--	--
Mortgage Servicing Rights Exceeding the 10% Threshold of Tier I Capital (-)	--	--
Net Deferred Tax Assets arising from Temporary Differences Exceeding the 10% Threshold of Tier I Capital (-)	--	--
Amount Exceeding the 15% Threshold of Tier I Capital as per the Article 2, Clause 2 of the Regulation on Measurement and Assessment of Capital Adequacy Ratios of Banks (-)	--	--
The Portion of Net Long Position of the Investments in Equity Items of Unconsolidated Banks and Financial Institutions where the Bank Owns 10% or more of the Issued Share Capital not deducted from Tier I Capital (-)	--	--
Mortgage Servicing Rights not deducted (-)	--	--
Excess Amount arising from Deferred Tax Assets from Temporary Differences (-)	--	--
Other items to be Defined by the BRSA (-)	--	--
Deductions from Tier I Capital in cases where there are no adequate Additional Tier I or Tier II Capitals (-)	--	--
Total Deductions from Tier I Capital	36,581	157,578
Total Tier I Capital	726,337	561,340
ADDITIONAL CORE CAPITAL		
Preferred Stock not Included in Tier I Capital and the Related Share Premiums	--	--
Debt Instruments and the Related Issuance Premiums Defined by the BRSA (Issued or Obtained after 1.1.2014)	--	--
Debt Instruments and the Related Issuance Premiums Defined by the BRSA (Issued or Obtained before 1.1.2014)	--	--
Additional Core Capital before Deductions	--	--
Deductions from Additional Core Capital		
Direct and Indirect Investments of the Bank on its own Additional Core Capital (-)	--	--

**NOTES TO THE UNCONSOLIDATED FINANCIAL STATEMENTS FOR THE PERIOD OF
1 JANUARY – 30 JUNE 2015**

(Amounts expressed in thousands of Turkish Lira (TL) unless otherwise stated.)

Total of Net Long Positions of the Investments in Equity Items of Unconsolidated Banks and Financial Institutions where the Bank Owns 10% or less of the Issued Share Capital Exceeding the 10% Threshold of above Tier I Capital (-)	--	--
The Total of Net Long Position of the Direct or Indirect Investments in Additional Tier I Capital of Unconsolidated Banks and Financial Institutions where the Bank Owns more than 10% of the Issued Share Capital (-)	--	--
Other items to be Defined by the BRSA (-)	--	--
Deductions from Additional Core Capital in cases where there are no adequate Tier II Capital (-)	--	--
Total Deductions from Additional Core Capital	--	--
Total Additional Core Capital	--	--

Deductions from Core Capital	1,349	2,193
Goodwill and Other Intangible Assets and Related Deferred Taxes not deducted from Tier I Capital as per the Temporary Article 2, Clause 1 of the Regulation on Measurement and Assessment of Capital Adequacy Ratios of Banks (-)	--	--
Net Deferred Tax Asset/Liability not deducted from Tier I Capital as per the Temporary Article 2, Clause 1 of the Regulation on Measurement and Assessment of Capital Adequacy Ratios of Banks (-)	1,349	2,193
Total Core Capital	724,988	559,147

TIER II CAPITAL

Debt Instruments and the Related Issuance Premiums Defined by the BRSA (Issued or Obtained after 1.1.2014)	--	--
Debt Instruments and the Related Issuance Premiums Defined by the BRSA (Issued or Obtained before 1.1.2014)	155,600	287,101
Pledged Assets of the Shareholders to be used for the Bank's Capital	--	--
General Provisions	69,045	60,513
Tier II Capital before Deductions	224,645	347,614

Deductions from Tier II Capital

Direct and Indirect Investments of the Bank on its own Tier II Capital (-)	--	--
Total of Net Long Positions of the Investments in Equity Items of Unconsolidated Banks and Financial Institutions where the Bank Owns 10% or less of the Issued Share Capital Exceeding the 10% Threshold of above Tier I Capital (-)	--	--
The Total of Net Long Position of the Direct or Indirect Investments in Additional Core Capital and Tier II Capital of Unconsolidated Banks and Financial Institutions where the Bank Owns 10% or more of the Issued Share Capital Exceeding the 10% Threshold of Tier I Capital (-)	--	--
Other items to be Defined by the BRSA (-)	--	--
Total Deductions from Tier II Capital	--	--
Total Tier II Capital	224,645	347,614

CAPITAL

CAPITAL	949,633	906,761
Loans Granted against the Articles 50 and 51 of the Banking Law (-)	--	--
Net Book Values of Movables and Immovable Exceeding the Limit Defined in the Article 57, Clause 1 of the Banking Law and the Assets Acquired against Overdue Receivables and Held for Sale but Retained more than Five Years (-)	--	--
Loans to Banks, Financial Institutions (domestic/foreign) or Qualified Shareholders in the form of Subordinated Debts or Debt Instruments Purchased from Such Parties and Qualified as Subordinated Debts (-)	--	--
Deductions as per the Article 20, Clause 2 of the Regulation on Measurement and Assessment of Capital Adequacy Ratios of Banks (-)	--	--
Other items to be Defined by the BRSA (-)	276	306
The Portion of Total of Net Long Positions of the Investments in Equity Items of Unconsolidated Banks and Financial Institutions where the Bank Owns 10% or less of the Issued Share Capital Exceeding the 10% Threshold of above Tier I Capital not deducted from Tier I Capital, Additional Core Capital or Tier II Capital as per the Temporary Article 2, Clause 1 of the Regulation (-)	--	--
The Portion of Total of Net Long Positions of the Investments in Equity Items of Unconsolidated Banks and Financial Institutions where the Bank Owns more than 10% of the Issued Share Capital Exceeding the 10% Threshold of above Tier I Capital not deducted from Additional Core Capital or Tier II Capital as per the Temporary Article 2, Clause 1 of the Regulation (-)	--	--

**NOTES TO THE UNCONSOLIDATED FINANCIAL STATEMENTS FOR THE PERIOD OF
1 JANUARY – 30 JUNE 2015**

(Amounts expressed in thousands of Turkish Lira (TL) unless otherwise stated.)

The Portion of Net Long Position of the Investments in Equity Items of Unconsolidated Banks and Financial Institutions where the Bank Owns 10% or more of the Issued Share Capital, of the Net Deferred Tax Assets arising from Temporary Differences and of the Mortgage Servicing Rights not deducted from Tier I Capital as per the Temporary Article 2, Clause 2, Paragraph (1) and (2) and Temporary Article 2, Clause 1 of the Regulation (-)	--	--
EQUITY	949,357	906,455
Amounts lower than Excesses as per Deduction Rules	--	--
Remaining Total of Net Long Positions of the Investments in Equity Items of Unconsolidated Banks and Financial Institutions where the Bank Owns 10% or less of the Issued Share Capital	--	--
Remaining Total of Net Long Positions of the Investments in Tier I Capital of Unconsolidated Banks and Financial Institutions where the Bank Owns more than 10% or less of the Tier I Capital	--	--
Remaining Mortgage Servicing Rights	--	--
Net Deferred Tax Assets arising from Temporary Differences	--	--

Components of items of shareholders' equity subject to temporary applications

	Amount Included in Equity Calculation	Total Amount
Debt Instruments and the Related Issuance Premiums Defined by the BRSA (Issued before 1.1.2014)	155,600	155,600

II. Explanations on market risk
Whether the bank within the financial risk management objectives hedges itself against market risk, the precautions taken by the Board of Directors for market risk, the methods used for measuring market risk and time intervals for measurement of market risk

In order to provide hedge against the market risk within the context of the risk management objectives, the Bank set its activities related with market risk management in accordance with "Regulations on Banks' Internal Control and Risk Management Systems" and "Regulation on Measurement and Assessment of Capital Adequacy Ratios of Banks" published in the Official Gazette no. 28337 dated 28 June 2012.

Being exposed to market risk, Bank's Board of Directors have defined risk management strategies and policies about risk managements in line with application and recommendation of group and have led to follow-up strategies periodically. The limits of risks are identified and these limits are revised periodically. Board of Directors ensure that risk management group and executive managers should identify, measure, control and manage the Bank's risk.

Market risk arising from trading transactions is limited through the risk appetite policy approved by Board of Directors as "low" and measured by taking into consideration BRSA's standart methodology. Additionally Financial Control Department reports the market value of daily purchases and sales and realized profit. The risk management and asset liability committee continously monitor compliance of trading transactions with the risk appetite policy. Measurements can be done with online connection with treasury front office in real time. Market risk occurred between mismatches of asset-liability maturity is also monitored through gap report.

Periodical stress tests and scenario analysis are also applied in order to reflect the effects of prospective severe market fluctuations in the VaR calculations. Risk measurement methods such as cash flow projection, gap analysis are also applied.

Capital to be kept for general market risk and specific risk are calculated by using a standard method in accordance with "Measurement and Assessment of Bank Capital Adequacy Regulation" and reported monthly.

In the calculation of the value at credit risk for the derivative financial instruments, the receivables from counterparties are multiplied by the rates stated in the Article 21 and Appendix-2 of "the Regulation on Measurement and Assessment of Capital Adequacy of Banks", reduced as per the "Regulation on Credit Risk Mitigation Techniques" and then included in the relevant exposure category and weighted for a second time. The risk amount related to the Bank's derivative financial instruments are calculated using the "Fair Value Method".

**NOTES TO THE UNCONSOLIDATED FINANCIAL STATEMENTS FOR THE PERIOD OF
1 JANUARY – 30 JUNE 2015**

(Amounts expressed in thousands of Turkish Lira (TL) unless otherwise stated.)

1. Information related to market risk

Current Period	Amount
(I) Capital Requirement to be Employed For General Market Risk - Standard Method	4,385
(II) Capital Requirement to be Employed For Specific Risk - Standard Method	58
Capital Requirement against Specific Risks of Securitisation Positions – Standard Method	--
(III) Capital Requirement to be Employed For Currency Risk - Standard Method	316
(IV) Capital Requirement to be Employed For Commodity Risk – Standard Method	--
(V) Capital Requirement to be Employed For Clearing Risk - Standard Method	--
(VI) Total Capital Requirement to be Employed For Market Risk Resulting From Options - Standard Method	126
(VII) Capital Requirement against Counterparty Credit Risks – Standard Method	3,028
(VIII) Total Capital Requirement to be Employed For Market Risk in Banks Using Risk Measurement	--
(IX) Total Capital Requirement to be Employed For Market Risk (I+II+III+IV+V+VI+VII+VIII)	7,913
(X) Amount Subject to Market Risk (12.5 x VIII) or (12.5 x IX)	98,913
Prior Period	Amount
(I) Capital Requirement to be Employed For General Market Risk - Standard Method	367
(II) Capital Requirement to be Employed For Specific Risk - Standard Method	58
Capital Requirement against Specific Risks of Securitisation Positions – Standard Method	--
(III) Capital Requirement to be Employed For Currency Risk - Standard Method	527
(IV) Capital Requirement to be Employed For Commodity Risk – Standard Method	--
(V) Capital Requirement to be Employed For Clearing Risk - Standard Method	--
(VI) Total Capital Requirement to be Employed For Market Risk Resulting From Options - Standard Method	35
(VII) Capital Requirement against Counterparty Credit Risks – Standard Method	1,157
(VIII) Total Capital Requirement to be Employed For Market Risk in Banks Using Risk Measurement	--
(IX) Total Capital Requirement to be Employed For Market Risk (I+II+III+IV+V+VI+VII+VIII)	2,144
(X) Amount Subject to Market Risk (12.5 x VIII) or (12.5 x IX)	26,800

**NOTES TO THE UNCONSOLIDATED FINANCIAL STATEMENTS FOR THE PERIOD OF
1 JANUARY – 30 JUNE 2015**

(Amounts expressed in thousands of Turkish Lira (TL) unless otherwise stated.)

2. Monthly average values at market risk

Not prepared in compliance with the Article 25 of the communiqué “Financial Statements and Related Disclosures and Footnotes to be Announced to Public by Banks”.

3. Quantitative information on counterparty risk

Not prepared in compliance with the Article 25 of the communiqué “Financial Statements and Related Disclosures and Footnotes to be Announced to Public by Banks”.

III. Explanations on currency risk

Position limit on currency risk is determined in line with net general position standard ratio on foreign currency. The Bank does not take foreign exchange and parity risk; transactions are usually hedged. Measurable and manageable risks are taken within legal limits.

As of 30 June 2015, the Group's net foreign currency long position is TL 4,176 (31 December 2014: TL 549 net short position) resulting from short position on the balance sheet amounting to TL 181,620 (31 December 2014: TL 92,047 short position) and long position on the off-balance amounting to TL 185,796 (31 December 2014: TL 91,498 long position). “Standard Method” is used in legal reporting to measure the foreign exchange risk.

The announced current foreign exchange buying rates of the Bank at 30 June 2015 and the previous five working days in full TL are as follows:

US Dollar purchase rate as at the balance sheet date	(Full Basis)	TL 2.6406
Euro purchase rate as at the balance sheet date	(Full Basis)	TL 2.9315

Date	USD(Full Basis)	EUR(Full Basis)
24 June 2015	2.6710	3.0017
25 June 2015	2.6770	3.0003
26 June 2015	2.6638	2.9813
29 June 2015	2.6587	2.9777
30 June 2015	2.6406	2.9315

Simple arithmetic means of foreign exchange rates in June 2015 are (Full Basis) TL 2.6991 for US dollar, and (Full Basis) TL 3.0244 for Euro.

NOTES TO THE UNCONSOLIDATED FINANCIAL STATEMENTS FOR THE PERIOD OF 1 JANUARY – 30 JUNE 2015

(Amounts expressed in thousands of Turkish Lira (TL) unless otherwise stated.)

III. Explanations on currency risk (cont'd)

Current Period	EUR	USD	Other	Total
Assets				
Cash and Balances with the Central Bank of Turkey	8,434	985,701	97,540	1,091,675
Banks	7,035	39,655	1,739	48,429
Financial Assets at Fair Value through Profit/Loss (*)	1,376	2,827	--	4,203
Interbank Money Market Placements	--	--	--	--
Financial Assets Available for Sale	53,337	411,603	--	464,940
Loans (**)	858,298	1,344,252	75,410	2,277,960
Subsidiaries, Associates and Entities Under Common Control (Joint Vent.)	--	--	--	--
Investments Held to Maturity	--	--	--	--
Derivative Financial Assets Held for Hedging Purposes	--	--	--	--
Tangible Assets	--	--	--	--
Intangible Assets	--	--	--	--
Other Assets (***)	431	657	--	1,088
Total Assets	928,911	2,784,695	174,689	3,888,295
Liabilities				
Banks Deposits	152,445	136,000	4,614	293,059
Foreign Currency Deposits	431,469	1,506,011	41,148	1,978,628
Interbank Money Market Received	46,637	337,691	--	384,328
Funds Borrowed from Other Financial Institutions	622,684	769,428	--	1,392,112
Sundry Creditors	1,473	8,344	900	10,717
Marketable Securities Issued	--	--	--	--
Derivative Financial Liabilities Held for Hedging Purposes	--	--	--	--
Other Liabilities(****)	1,555	9,516	--	11,071
Total Liabilities	1,256,263	2,766,990	46,662	4,069,915
Net Balance Sheet Position	(327,352)	17,705	128,027	(181,620)
Net Off-Balance Sheet Position	323,538	(10,228)	(127,514)	185,796
Financial Derivative Assets(*****)	609,880	965,809	45,504	1,621,193
Financial Derivative Liabilities(*****)	286,342	976,037	173,018	1,435,397
Non-Cash Loans (*****)	138,590	521,368	--	659,958
Prior Period				
Total Assets	1,053,988	2,623,701	152,356	3,830,045
Total Liabilities	1,201,158	2,657,805	63,129	3,922,092
Net Balance Sheet Position	(147,170)	(34,104)	89,227	(92,047)
Net Off-Balance Sheet Position	143,138	37,105	(88,745)	91,498
Derivative Financial Assets(*****)	369,306	739,318	144,591	1,253,215
Derivative Financial Liabilities(*****)	226,168	702,213	233,336	1,161,717
Non-Cash Loans (*****)	163,667	553,872	--	717,539

(*) The balance does not include trading derivative assets discount amounting to TL 3,435.

(**) The balance includes foreign currency indexed loans and accruals amounting to TL 309,476.

(***)The balance does not include TL 7,805 of prepaid expenses.

(****)The balance does not include trading derivative liabilities discount amounting to TL 3,449.

(*****)In the current period, exchange purchase commitments within the derivative financial assets amounted to TL 176,465 (31 December 2014: TL 160,029), exchange sale commitments within the derivative financial liabilities amounted to TL 116,935 (31 December 2014: TL 163,212).

(*****) There is no effect on the net off-balance sheet position.

**NOTES TO THE UNCONSOLIDATED FINANCIAL STATEMENTS FOR THE PERIOD OF
1 JANUARY – 30 JUNE 2015**

(Amounts expressed in thousands of Turkish Lira (TL) unless otherwise stated.)

IV. Explanations on interest rate risk

Interest sensitivity of assets, liabilities and off-balance sheet items are evaluated weekly by considering market developments in the Asset-Liability Committee.

Standard method and asset-liability risk measurement methods are used to measure the bank's interest rate risk.

Measurements by employing the standard method are carried out monthly by using maturity ladder. Bank applies interest rate shock analysis to interest rate sensitive assets and liabilities considering historic economic crises. Change in the net present value of the net assets of the Bank are monitored within the limits set by the Board of Directors.

“Interest rate sensitivity of assets, liabilities and off-balance sheet items (Based on repricing dates)”:

Current Period End	Up to 1 Month	1-3 Months	3-12 Months	1-5 Years	Over 5 Years	Non- interest Bearing	Total
Assets							
Cash (Cash in TL, Cash in Foreign Currency, Cash in Transit, Cheques Purchased) and Balances with the Central Bank of Turkey	56,128	--	--	--	--	1,115,328	1,171,456
Banks	251,473	--	--	--	--	22,440	273,913
Financial Assets at Fair Value Through Profit or Loss	20,560	7,984	12,000	11,013	2,533	--	54,090
Interbank Money Market Placements	--	--	--	--	--	--	--
Financial Assets Available-for-Sale	--	--	16,618	466,220	67,779	--	550,617
Loans	794,062	2,408,064	1,154,821	2,027,921	378,579	63,528	6,826,975
Investment Securities Held-to-Maturity	--	--	--	--	--	--	--
Other Assets (*)	--	--	--	--	--	242,395	242,395
Total Assets	1,122,223	2,416,048	1,183,439	2,505,154	448,891	1,443,691	9,119,446
Liabilities							
Bank Deposits	389,345	--	--	--	--	14,649	403,994
Other Deposits	2,994,336	1,410,497	376,571	21,779	--	364,703	5,167,886
Interbank Money Market Received	526,565	--	--	--	--	--	526,565
Sundry Creditors	--	--	--	--	--	77,016	77,016
Marketable Securities Issued	119,002	166,013	266,718	--	--	--	551,733
Funds Borrowed from Other Financial Institutions	75,887	767,441	563,324	2,222	--	--	1,408,874
Other Liabilities (**)	4,474	9,260	12,388	2,359	4,876	950,021	983,378
Total Liabilities	4,109,609	2,353,211	1,219,001	26,360	4,876	1,406,389	9,119,446
Balance Sheet Long Position	--	62,837	--	2,478,794	444,015	37,302	3,022,948
Balance Sheet Short Position	(2,987,386)	--	(35,562)	--	--	--	(3,022,948)
Off-Balance Sheet Long Position	54,072	--	--	--	--	2,201,081	2,255,153
Off-Balance Sheet Short Position	--	--	--	--	--	(2,220,656)	(2,220,656)
Total Position	(2,933,314)	62,837	(35,562)	2,478,794	444,015	17,727	34,497

(*) Non-interest bearing column includes TL 5,445 subsidiaries, TL 197,655 tangible assets, TL 6,221 intangible assets, TL 1,350 tax asset, TL 702 assets held for sale and TL 31,022 other assets.

(**) Non-interest bearing column includes TL 749,520 shareholders' equity, TL 89,789 other liabilities, TL 199 finance lease liabilities, TL 86,501 provisions and TL 24,012 tax liabilities.

**NOTES TO THE UNCONSOLIDATED FINANCIAL STATEMENTS FOR THE PERIOD OF
1 JANUARY – 30 JUNE 2015**

(Amounts expressed in thousands of Turkish Lira (TL) unless otherwise stated.)

IV. Explanations on interest rate risk (cont'd)

“Interest rate sensitivity of assets, liabilities and off-balance sheet items (Based on repricing dates)”:

Prior Period End	Up to 1 Month	1-3 Months	3-12 Months	1-5 Years	Over 5 Years	Non- interest Bearing	Total
Assets							
Cash (Cash in TL, Cash in Foreign Currency, Cash in Transit, Cheques Purchased) and Balances with the Central Bank of Turkey	56,509	--	--	--	--	966,600	1,023,109
Banks	255,216	--	--	--	--	7,347	262,563
Financial Assets at Fair Value Through Profit or Loss	18,572	2,917	5,799	3,252	2,100	--	32,640
Interbank Money Market Placements	23,189	--	--	--	--	--	23,189
Financial Assets Available -for-Sale	5,154	--	19,737	257,336	99,682	--	381,909
Loans	523,493	2,393,728	1,086,028	1,801,868	311,849	72,668	6,189,634
Investment Securities Held-to-Maturity	--	--	--	--	--	--	--
Other Assets (*)	--	--	--	--	--	128,560	128,560
Total Assets	882,133	2,396,645	1,111,564	2,062,456	413,631	1,175,175	8,041,604
Liabilities							
Bank Deposits	156,003	--	--	--	--	2,845	158,848
Other Deposits	2,786,364	1,641,634	345,893	9,198	--	304,298	5,087,387
Interbank Money Market Received	325,977	--	--	--	--	--	325,977
Sundry Creditors	--	--	--	--	--	61,250	61,250
Marketable Securities Issued	46,305	163,385	263,245	--	--	--	472,935
Funds Borrowed from Other Financial Institutions	56,687	538,917	425,642	--	--	--	1,021,246
Other Liabilities (**)	2,135	2,372	5,486	1,719	116,677	785,572	913,961
Total Liabilities	3,373,471	2,346,308	1,040,266	10,917	116,677	1,153,965	8,041,604
Balance Sheet Long Position	--	50,337	71,298	2,051,539	296,954	21,210	2,491,338
Balance Sheet Short Position	(2,491,338)	--	--	--	--	--	(2,491,338)
Off-Balance Sheet Long Position	--	--	--	--	--	1,598,016	1,598,016
Off-Balance Sheet Short Position	--	--	--	--	--	(1,613,738)	(1,613,738)
Total Position	(2,491,338)	50,337	71,298	2,051,539	296,954	5,448	(15,722)

(*) Non-interest bearing column includes TL 5,445 subsidiaries, TL 31,482 tangible assets, TL 5,336 intangible assets, TL 2,193 tax assets, TL 919 assets held for sale and TL 83,185 other assets.

(**) Non-interest bearing column includes TL 586,249 shareholders' equity, TL 101,391 other liabilities, TL 211 finance lease liabilities, TL 77,360 provisions and TL 20,361 tax liabilities.

**NOTES TO THE UNCONSOLIDATED FINANCIAL STATEMENTS FOR THE PERIOD OF
1 JANUARY – 30 JUNE 2015**

(Amounts expressed in thousands of Turkish Lira (TL) unless otherwise stated.)

IV. Explanations on interest rate risk (*cont'd*)**Average interest rates applied to financial instruments**

Current Period End	EUR	USD	JPY	TL
	%	%	%	%
Assets				
Cash (Cash in TL, Cash in Foreign Currency, Cash in Transit, Cheques Purchased) and Balances with the Central Bank of Turkey	--	0.13	--	1.27
Banks	--	0.15	--	10.82
Financial Assets at Fair Value Through Profit/ Loss	3.74	5.26	--	14.97
Interbank Money Market Placements	--	--	--	--
Financial Assets Available-for-Sale	3.35	4.30	--	8.82
Loans	6.36	5.83	--	14.28
Investment Securities Held-to-Maturity	--	--	--	--
Liabilities				
Bank Deposits	0.34	0.38	--	10.82
Other Deposits	1.79	2.28	--	11.44
Interbank Money Market Funds	0.53	0.71	--	9.21
Sundry Creditors	--	--	--	--
Marketable Securities Issued	--	--	--	10.36
Funds Borrowed from Other Financial Institutions	2.02	1.70	--	6.78
Prior Period End	EUR	USD	JPY	TL
	%	%	%	%
Assets				
Cash (Cash in TL, Cash in Foreign Currency, Cash in Transit, Cheques Purchased) and Balances with the Central Bank of Turkey	--	--	--	1.48
Banks	--	0.56	--	11.11
Financial Assets at Fair Value Through Profit/Loss	4.28	5.07	--	14.53
Interbank Money Market Placements	--	0.45	--	--
Financial Assets Available-for-Sale	3.39	4.17	--	5.59
Loans	6.51	5.80	--	14.17
Investment Securities Held-to-Maturity	--	--	--	--
Liabilities				
Bank Deposits	0.60	0.63	--	7.50
Other Deposits	2.41	2.67	--	10.46
Interbank Money Market Received	0.53	0.69	--	8.25
Sundry Creditors	--	--	--	--
Marketable Securities Issued	--	--	--	9.86
Funds Borrowed from Other Financial Institutions	2.02	1.65	--	7.23

**NOTES TO THE UNCONSOLIDATED FINANCIAL STATEMENTS FOR THE PERIOD OF
1 JANUARY – 30 JUNE 2015**

(Amounts expressed in thousands of Turkish Lira (TL) unless otherwise stated.)

IV. Explanations on interest rate risk (*cont'd*)**Interest rate risk on banking book**

As per the “Regulation on Measurement and Evaluation of Interest Rate Risk Resulted from Banking Book as per Standard Shock Method” published by the BRSA in 23 August 2011, the Bank analyses and reports to the Bank’s senior management the interest rate sensitivity of equity on a monthly basis by applying positive and negative shocks to the interest sensitive on balance sheet and off-balance sheet positions which are distributed into groups based on their casflows.

	Shock Applied (+ / - x bps)	Gains/ Losses	Gains / Equity - Losses / Equity
TRY	500	-98,516	%-10.38
TRY	-400	91,129	%9.60
USD	200	-37,612	%-3.96
USD	-200	28,964	%3.05
EURO	200	-28,317	%-2.98
EURO	-200	1,739	%0.18
Total (For Positive Shocks)		-164,445	%-17.32
Total (For Negative Shocks)		121,832	%12.83

V. Explanations on liquidity risk

The Bank diversifies its funding resources with deposits and bank borrowings to avoid the liquidity risk. Maturity compliance between assets and liabilities are monitored and liquid assets are kept to meet probable liquidity needs that might result from market fluctuations.

According to BRSA’s “Legislation on Measurement and Assessment of Liquidity Adequacy of the Banks”; published in the Official Gazette numbered 28948, dated March 21, 2014; liquidity ratio is required to be 40 % for foreign currency assets/liabilities and 60 % for total assets/liabilities in the calculation of the bank’s weekly and monthly reporting effective from 5 January 2015. As of 26 June 2015, liquidity ratios for the current period are shown below:

	Liquiditiy Adequacy Ratio	
	FC	FC + TL
Average (%)	134.27	90.63
Max (%)	301.44	123.18
Min (%)	92.01	65.60

**NOTES TO THE UNCONSOLIDATED FINANCIAL STATEMENTS FOR THE PERIOD OF
1 JANUARY – 30 JUNE 2015**

(Amounts expressed in thousands of Turkish Lira (TL) unless otherwise stated.)

V. Explanation related to the liquidity risk (*cont'd*)**1. Presentation of assets and liabilities according to their remaining maturities:**

Current Period	Demand	Up to 1 Month	1-3 Months	3-12 Months	1-5 Year	5 Years and Over	Unallocated	Total
Assets								
Cash (Cash in TL, Cash in Foreign Currency, Cash in Transit, Cheques Purchased) and Balances with the Central Bank of Turkey	228,072	943,384	--	--	--	--	--	1,171,456
Banks	22,440	251,473	--	--	--	--	--	273,913
Financial Assets at Fair Value Through Profit or Loss	--	5,477	7,953	11,830	11,436	17,394	--	54,090
Interbank Money Market Placements	--	--	--	--	--	--	--	--
Financial Assets Available-for-Sale	--	--	--	16,618	466,220	67,779	--	550,617
Loans	--	820,819	870,499	2,904,085	1,899,663	268,381	63,528	6,826,975
Investment Securities Held-to-Maturity	--	--	--	--	--	--	--	--
Other Assets (*)	--	--	--	--	--	--	242,395	242,395
Total Assets	250,512	2,021,153	878,452	2,932,533	2,377,319	353,554	305,923	9,119,446
Liabilities								
Bank Deposits	14,649	389,345	--	--	--	--	--	403,994
Other Deposits	364,703	2,994,336	1,410,497	376,571	21,779	--	--	5,167,886
Funds Borrowed from Other Financial Institutions	--	84,829	270,739	605,620	257,027	190,659	--	1,408,874
Interbank Money Market Received	--	526,565	--	--	--	--	--	526,565
Marketable Securities Issued	--	48,502	166,013	337,218	--	--	--	551,733
Sundry Creditors	--	77,016	--	--	--	--	--	77,016
Other Liabilities (**)	--	103,952	10,836	16,484	7,359	5,243	839,504	983,378
Total Liabilities	379,352	4,224,545	1,858,085	1,335,893	286,165	195,902	839,504	9,119,446
Net Liquidity Gap	(128,840)	(2,203,392)	(979,633)	1,596,640	2,091,154	157,652	(533,581)	--
Prior Period								
Total Assets	207,838	1,727,486	737,894	2,874,241	1,935,710	357,207	201,228	8,041,604
Total Liabilities	307,143	3,561,912	1,898,775	1,116,409	204,393	288,665	664,307	8,041,604
Net Liquidity Gap	(99,305)	(1,834,426)	(1,160,881)	1,757,832	1,731,317	68,542	(463,079)	--

(*) Certain assets on the balance sheet that are necessary for the banking operations but not convertible into cash in the short term such as tangible assets, stationary supplies and prepaid expenses are included in this column.

(**) Shareholders' equity and provisions are classified in other liabilities in unallocated column.

**NOTES TO THE UNCONSOLIDATED FINANCIAL STATEMENTS FOR THE PERIOD OF
1 JANUARY – 30 JUNE 2015**

(Amounts expressed in thousands of Turkish Lira (TL) unless otherwise stated.)

V. Explanation related to the liquidity risk (cont'd)**2. Explanations on securitisation positions**

The Bank does not have any securitization positions as of balance sheet date.

3. Information on credit risk mitigation techniques

The Bank does not apply any netting on balance sheet and off-balance sheet. Guarantees and derivatives are not used as credit mitigation technique; but only financial collaterals consisting of cash blockages are used.

Applications related to the valuation and management of collaterals are defined as follows: Appraisals for the mortgages that are received as collaterals are only performed by the firms that have been approved by the BRSA and licensed by the CMB. Appraisal reports for the real estate that are received as collaterals for commercial loans are renewed each year as long as the risk continues. As a rule, each year a different appraisal firm is preferred. Management of the appraisal process is carried out by the Credits Department. Vehicle pledges are followed through their insurance values. Regular investigations are performed for the cheques and bills that are received as collaterals and in case of any negative finding the Bank seeks to replace the collateral.

The Bank's guarantees are mainly composed of cheques, notes, mortgages, guarantees, vehicle pledges and deposit pledges. The Bank's credit risk concentration is mainly consists of corporate receivables and followed by receivables that are collateralized with mortgage, SME receivables and retail receivables, respectively.

Exposure Categories *	Amount	Financial Collaterals	Other/Physical Collaterals**	Guarantees and Credit Derivatives
Receivables from Central Governments	1,254,978	61,900	--	--
Receivables, Coins, Purchased Cheques from Regional or Local Governments and CBT Banks	--	--	--	--
Receivables from Administrative Units and Non-Commercial Enterprises	--	--	--	--
Receivables from Multilateral Development Banks	--	--	--	--
Receivables from International Organisations	--	--	--	--
Receivables from Banks and Brokerage Houses	1,203,290	384,328	--	--
Corporate Receivables	4,117,058	25,393	--	--
Retail Receivables	1,349,315	687	--	--
Receivables that are Collateralized by Residential	1,810,467	49,996	2,740,873	--
Past due Receivables	61,692	--	51,203	--
Receivables Defined in High Risk Category by BRSA	140,628	--	33,816	--
Securities Collateralised by Mortgages	--	--	--	--
Short-term Receivables from Banks, Brokerage Houses and Corporates	--	--	--	--
Investments Similar to Collective Investment Funds	--	--	--	--
Other Receivables	348,697	--	--	--
Total	10,286,125	522,304	2,825,892	--

(*) Non-cash risks presented above are subject to credit conversion.

(**) Other / Physical Collaterals are shown with full amounts which are possible to be used, in line with the Regulation on Measurement and Assessment of Capital Adequacy of Banks and Credit Risk Mitigation Techniques.

**NOTES TO THE UNCONSOLIDATED FINANCIAL STATEMENTS FOR THE PERIOD OF
1 JANUARY – 30 JUNE 2015**

(Amounts expressed in thousands of Turkish Lira (TL) unless otherwise stated.)

V. Explanation related to the liquidity risk (cont'd)

4. Information on risk management objectives and policies

The Bank does not apply any netting on balance sheet and off-balance sheet. Guarantees and derivatives are not used as credit mitigation techniques; but only financial collaterals consisting of cash blokages are used.

Risk Management System refers to the Board of Directors, the Audit Committee, the Risk Management Committee, the Asset-Liability Committee and the Risk Management Department which have been composed in order to manage systemic risks that the Bank is exposed to. The Board of Directors is the owner of the Bank's Risk Management System and ensures the establishment of an effective, sufficient and appropriate risk management system as well as the continuity of the system. The main objective of the Bank's Risk Management System is to identify, measure, monitor and control the risks that the Bank is exposed to, by determining the policies, limits and procedures to control, to monitor, and if necessary to change the risk-return structure of the Bank's future cash flows and the level & the quality of related activities.

As part of the Risk Management System, the Asset and Liability Committee presentation is prepared on a weekly basis and the Risk Committee and the Board of Directors presentations are made on a monthly basis. The presentations mainly consists of the Bank's financial statements, profit and loss Analysis, Credit Risk, Market Risk, Liquidity Risk, Concentration Risk, Interest Rate Risk due to Banking Book, and Operational Risk as well as the risk that the Bank is currently exposed to or possible risks.

The Board of Directors of the Bank delegated the authorization related to the hedge accounting to the Asset and Liability Committee with the condition of providing regular information. At the same time the Bank has organised credit policies and risk mitigation policies due to credit risk. All processes of the Bank are controlled by the Bank's Internal Audit Department's control matrices regularly and are subject to supervision by the Internal Inspection Department at the same time.

**NOTES TO THE UNCONSOLIDATED FINANCIAL STATEMENTS FOR THE PERIOD OF
1 JANUARY – 30 JUNE 2015**

(Amounts expressed in thousands of Turkish Lira (TL) unless otherwise stated.)

VI. Explanations on segment reporting

The Bank operates in customer banking services, individual customer current accounts, deposit accounts, long term investment products, clearing and custody services, credit and atm services, retail loans, long term mortgage loans, and all other kinds of customer banking services and commercial services.

Current Period 1 January – 30 June 2015	Retail Banking	Commercial & Corporate Banking	Treasury & Headquarters	Total Operations of the Bank
Operating Income	84,454	105,344	12,943	202,741
Operating Profit	(9,702)	67,723	(9,922)	48,099
Taxation				(10,827)
Net Profit/(Loss) for the Period				37,272
Current Period- 30 June 2015				
Segment Assets	2,348,313	4,415,134	2,355,999	9,119,446
Unallocated Assets				--
Total Assets				9,119,446
Segment Liabilities	4,099,250	1,068,635	3,202,041	8,369,926
Unallocated Liabilities				--
Shareholders' Equity				749,520
Total Liabilities				9,119,446
Prior Period 1 January – 30 June 2014	Retail Banking	Commercial & Corporate Banking	Treasury & Headquarters	Total Operations of the Bank
Operating Income	79,817	91,902	(277)	171,442
Operating Profit	11,414	53,239	(19,610)	45,043
Taxation				(10,043)
Net Profit/(Loss) for the Period				35,000
Prior Period- 31 December 2014				
Segment Assets	2,018,668	4,098,298	1,924,638	8,041,604
Unallocated Assets				--
Total Assets				8,041,604
Segment Liabilities	3,763,662	1,323,725	2,367,968	7,455,355
Unallocated Liabilities				--
Shareholders' Equity				586,249
Total Liabilities				8,041,604

**NOTES TO THE UNCONSOLIDATED FINANCIAL STATEMENTS FOR THE PERIOD OF
1 JANUARY – 30 JUNE 2015**

(Amounts expressed in thousands of Turkish Lira (TL) unless otherwise stated.)

**SECTION FIVE
EXPLANATIONS AND NOTES ON THE UNCONSOLIDATED FINANCIAL
STATEMENTS**
I. Explanations and disclosures related to the assets
1. Information on cash and balances with the Central Bank of Turkey

	Current Period		Prior Period	
	TL	FC	TL	FC
Cash in TL /Foreign Currency	23,653	32,195	19,354	28,867
Balances with the Central Bank of Turkey	56,128	1,059,480	56,509	918,379
Other	--	--	--	--
Total	79,781	1,091,675	75,863	947,246

1.1 Information related to the account of the Central Bank of Turkey

	Current Period		Prior Period	
	TL	FC	TL	FC
Unrestricted Demand Deposits	56,128	116,096	56,509	95,761
Unrestricted Time Deposits	--	--	--	--
Restricted Time Deposits	--	943,384	--	822,618
Total	56,128	1,059,480	56,509	918,379

According to the communiqué No: 2005/1 on “Reserve Deposits” of CBRT, the banks operating in Turkey are required to keep reserve deposit at the rates varying from 5% - 11.50% for TL liabilities depending on maturities of liabilities and at the rate 6% - 20% and denominated mainly in EUR and USD for FC liabilities. According to the press announcement of the Central Bank of Turkey numbered 2014-72 dated October 21, 2014, interest is paid on the portion of reserve deposits held in Turkish Lira effective from November 2014; and according to the press announcement numbered 2015-35 dated May 2, 2015 interest is paid on the portion of reserve deposits held in US Dollars effective from May 2015.

2. Information on financial assets at fair value through profit or loss
2.1 Information on financial assets at fair value through profit and loss given as collateral or blocked

	Current Period		Prior Period	
	TL	FC	TL	FC
Share Certificates	--	--	--	--
Bonds, Treasury Bills and Similar Marketable Securities	10,282	--	7,258	--
Other	--	--	--	--
Total	10,282	--	7,258	--

Trading securities given as collateral represent those collaterals given to the Central Bank of Turkey, and ISE Clearing and Custody Bank (Takasbank) for liquidity, interbank money market, foreign exchange market and other transactions, as of balance sheets dates.

NOTES TO THE UNCONSOLIDATED FINANCIAL STATEMENTS FOR THE PERIOD OF 1 JANUARY – 30 JUNE 2015

(Amounts expressed in thousands of Turkish Lira (TL) unless otherwise stated.)

2.2 *Financial assets at fair value through profit and loss subject to repurchase agreements*

	Current Period		Prior Period	
	TL	FC	TL	FC
Share Certificates	--	--	--	--
Bonds, Treasury Bills and Similar Marketable Securities	5,506	--	4,244	--
Total	5,506	--	4,244	--

2.3 *Positive differences relating to derivative financial assets held-for-trading*

	Current Period		Prior Period	
	TL	FC	TL	FC
Forward Transactions	1,679	--	780	--
Swap Transactions	13,703	1	5,475	1
Futures Transactions	--	--	--	--
Options	14,483	3,434	4,425	2,110
Other	--	--	--	--
Total	29,865	3,435	10,680	2,111

3. Information on Banks

3.1 *Information on banks*

	Current Period		Prior Period	
	TL	FC	TL	FC
Banks				
Domestic	225,378	26,444	225,120	30,146
Foreign	106	21,985	52	7,245
Foreign head-offices and branches	--	--	--	--
Total	225,484	48,429	225,172	37,391

3.2 *Due from foreign banks*

Not prepared in compliance with the Article 25 of the communique “Financial Statements and Related Disclosures and Footnotes to be Announced to Public by Banks”.

4. Information on financial assets available-for-sale

4.1 *Financial assets subject to repurchase agreements and provided as collateral/blocked*

	Current Period		Prior Period	
	TL	FC	TL	FC
Share Certificates	--	--	--	--
Bonds, Treasury Bills and Similar Marketable Securities	76,999	456,042	16,523	357,017
Other	--	--	--	--
Total	76,999	456,042	16,523	357,017

**NOTES TO THE UNCONSOLIDATED FINANCIAL STATEMENTS FOR THE PERIOD OF
1 JANUARY – 30 JUNE 2015**

(Amounts expressed in thousands of Turkish Lira (TL) unless otherwise stated.)

4.2 Details of financial assets available-for-sale

	Current Period	Prior Period
Debt instruments	550,617	381,909
Quoted on Stock Exchange	550,617	381,909
Unquoted on Stock Exchange	--	--
Share certificates	--	--
Quoted on Stock Exchange	--	--
Unquoted on Stock Exchange	--	--
Impairment provision (-)	--	--
Total	550,617	381,909

5. Information on loans
5.1 Information on all types of loans and advances given to shareholders and employees of the Bank

	Current Period		Prior Period	
	Cash	Non-Cash	Cash	Non-Cash
Direct Loans to Shareholders	--	--	--	--
Corporate Shareholders	--	--	--	--
Individual Shareholders	--	--	--	--
Indirect Loans to Shareholders	--	--	--	--
Loans to Employees	2,235	--	2,143	--
Total	2,235	--	2,143	--

5.2 Information on the first and second group loans and other receivables including restructured or rescheduled loans

	Standard Loans and Other Receivables			Loans and Other Receivables under Close Monitoring		
	Loans and Other Receivables (Total)	Loan and Receivables with Revised Contract Terms		Loans and Other Receivables (Total)	Loan and Receivables with Revised Contract Terms	
		Extension of Repayment Plan	Other		Extension of Repayment Plan	Other
Cash Loans						
Loans	6,388,182	1,801	--	236,261	129,140	8,063
Working Capital Loans	--	--	--	--	--	--
Export Loans	300,687	--	--	21,051	--	--
Import Loans	--	--	--	--	--	--
Loans to Financial Sector	207,914	--	--	33	--	--
Consumer Loans	370,036	43	--	30,190	8,223	5,030
Credit Cards	31,991	--	--	2,001	--	--
Others	5,477,554	1,758	--	182,986	120,917	3,033
Specialization Loans	--	--	--	--	--	--
Other Receivables	--	--	--	--	--	--
Total	6,388,182	1,801	--	236,261	129,140	8,063

**NOTES TO THE UNCONSOLIDATED FINANCIAL STATEMENTS FOR THE PERIOD OF
1 JANUARY – 30 JUNE 2015**

(Amounts expressed in thousands of Turkish Lira (TL) unless otherwise stated.)

5.2 Information on the first and second group loans and other receivables including restructured or rescheduled loans (cont'd)

	Standard Loans and Other Receivables	Loans and Other Receivables under Close Monitoring
Number of Extensions	1,801	129,140
1 or 2 times	1,801	129,140
3, 4 or 5 times	--	--
Over 5 times	--	--

	Standard Loans and Other Receivables	Loans and Other Receivables under Close Monitoring
Extension Periods	1,801	129,140
0-6 months	343	22,441
6 -12 months	57	10,037
1 – 2 years	1,401	26,293
2 – 5 years	--	60,345
5 years and over	--	10,024

The overdue analysis of close monitoring loans

	Corporate/ Commercial Loans	Consumer Loans	Total
Current Period			
1-30 days	67,379	5,874	73,253
31-60 days	30,028	17,452	47,480
61-90 days	97,392	15,391	112,783
Total	194,799	38,717	233,516

	Corporate/ Commercial Loans	Consumer Loans	Total
Prior Period			
1-30 days	32,285	6,761	39,046
31-60 days	42,511	24,188	66,699
61-90 days	43,037	12,626	55,663
Total	117,833	43,575	161,408

Maturity analysis of cash loans

Not prepared in compliance with the Article 25 of the communique “Financial Statements and Related Disclosures and Footnotes to be Announced to Public by Banks”.

**NOTES TO THE UNCONSOLIDATED FINANCIAL STATEMENTS FOR THE PERIOD OF
1 JANUARY – 30 JUNE 2015**

(Amounts expressed in thousands of Turkish Lira (TL) unless otherwise stated.)

5.3

Information on consumer loans, individual credit cards and credit cards given to personnel:

	Short-Term	Medium or Long Term	Total
Consumer Loans-TL	11,773	299,906	311,679
Real Estate Loans	1,004	139,075	140,079
Vehicle Loans	75	5,973	6,048
General Purpose Loans	10,694	154,858	165,552
Other	--	--	--
Consumer Loans-Indexed to FC	--	93,326	93,326
Real Estate Loans	--	90,014	90,014
Vehicle Loans	--	--	--
General Purpose Loans	--	3,312	3,312
Other	--	--	--
Consumer Loans-FC	--	1,066	1,066
Real Estate Loans	--	1,066	1,066
Vehicle Loans	--	--	--
General Purpose Loans	--	--	--
Other	--	--	--
Individual Credit Cards-TL	3,088	--	3,088
With Instalment	295	--	295
Without Instalment	2,793	--	2,793
Individual Credit Cards-FC	68	--	68
With Instalment	--	--	--
Without Instalment	68	--	68
Loans Given to Employees-TL	108	1,289	1,397
Real Estate Loans	--	--	--
Vehicle Loans	--	--	--
General Purpose Loans	108	1,289	1,397
Other	--	--	--
Loans Given to Employees - Indexed to FC	--	--	--
Real Estate Loans	--	--	--
Vehicle Loans	--	--	--
General Purpose Loans	--	--	--
Other	--	--	--
Loans Given to Employees - FC	--	--	--
Real Estate Loans	--	--	--
Vehicle Loans	--	--	--
General Purpose Loans	--	--	--
Other	--	--	--
Personnel Credit Cards – TL	835	--	835
With Instalment	154	--	154
Without Instalment	681	--	681
Personnel Credit Cards – FC	3	--	3
With Instalment	--	--	--
Without Instalment	3	--	3
Overdraft Loans-TL (Real Persons)	6,054	--	6,054
Overdraft Loans-FC (Real Persons)	--	--	--
Total	21,929	395,587	417,516

**NOTES TO THE UNCONSOLIDATED FINANCIAL STATEMENTS FOR THE PERIOD OF
1 JANUARY – 30 JUNE 2015**

(Amounts expressed in thousands of Turkish Lira (TL) unless otherwise stated.)

5.4***Information on commercial loans with instalments and corporate credit cards***

	Short Term	Medium or Long Term	Total
Instalment Commercial Loans – TL	260,778	1,339,654	1,600,432
Real Estate Loans	--	5,331	5,331
Vehicle Loans	1,535	32,648	34,183
General Purpose Loans	259,243	1,301,675	1,560,918
Other	--	--	--
Instalment Commercial Loans – Indexed to FC	1,360	127,299	128,659
Real Estate Loans	--	2,521	2,521
Vehicle Loans	--	11,797	11,797
General Purpose Loans	1,360	112,981	114,341
Other	--	--	--
Instalment Commercial Loans - FC	--	--	--
Real Estate Loans	--	--	--
Vehicle Loans	--	--	--
General Purpose Loans	--	--	--
Other	--	--	--
Corporate Credit Cards – TL	29,961	--	29,961
With Instalment	4,818	--	4,818
Without Instalment	25,143	--	25,143
Corporate Credit Cards – FC	37	--	37
With Instalment	--	--	--
Without Instalment	37	--	37
Overdraft Loans-TL (Legal Entities)	86,384	--	86,384
Overdraft Loans-FC (Legal Entities)	--	--	--
Total	378,520	1,466,953	1,845,473

5.5***Allocation of loans by customers***

	Current Period	Prior Period
Public Sector	--	--
Private Sector	6,763,447	6,116,966
Total	6,763,447	6,116,966

5.6***Allocation of domestic and foreign loans***

	Current Period	Prior Period
Domestic Loans	6,536,359	5,832,593
Foreign Loans	227,088	284,373
Total	6,763,447	6,116,966

5.7***Loans granted to subsidiaries and associates***

The Bank does not have any loans granted to subsidiaries as of 30 June 2015.

**NOTES TO THE UNCONSOLIDATED FINANCIAL STATEMENTS FOR THE PERIOD OF
1 JANUARY – 30 JUNE 2015**

(Amounts expressed in thousands of Turkish Lira (TL) unless otherwise stated.)

5.8 Specific provisions provided against loans

Specific Provisions	Current Period	Prior Period
Loans and Receivables with Limited Collectability	2,523	3,854
Loans and Receivables with Doubtful Collectability	17,900	14,716
Uncollectible Loans and Receivables	30,323	37,487
Total	50,746	56,057

5.9 Information on non-performing loans (Net)
5.9.1 Information on loans and other receivables included in non-performing loans which are restructured or rescheduled

	Group III Loans and receivables with limited collectability	Group IV Loans and receivables with doubtful collectability	Group V Uncollectible loans and receivables
Current Period	--	--	117
(Gross Amounts before Specific Provisions)	--	--	--
Restructured Loans and Other Receivables	--	--	117
Rescheduled Loans and Other Receivables	--	--	--
Prior Period	--	--	221
(Gross Amounts before Specific Provisions)	--	--	--
Restructured Loans and Other Receivables	--	--	221
Rescheduled Loans and Other Receivables	--	--	--

5.9.2 Movement on non-performing loans

	Group III Loans and receivables with limited collectability	Group IV Loans and receivables with doubtful collectability	Group V Uncollectible loans and receivables
Balances at Beginning of Period	37,384	43,803	47,538
Additions (+)	40,206	1,635	909
Transfers from Other Categories of Non-Performing Loans (+)	--	56,712	30,303
Transfers to Other Categories of Non-Performing Loans (-)	56,839	30,176	--
Collections (-)	6,507	11,305	6,048
Write-offs (*) (-)	--	3,837	29,504
Corporate and Commercial Loans	--	2,805	22,848
Retail Loans	--	1,029	6,631
Credit Cards	--	3	25
Other	--	--	--
Balances at End of the Period	14,244	56,832	43,198
Specific Provisions (-)	2,523	17,900	30,323
Net Balance on Balance Sheet	11,721	38,932	12,875

(*) Loans amounting to TL 33,341 was sold to asset management company in June 2015.

**NOTES TO THE UNCONSOLIDATED FINANCIAL STATEMENTS FOR THE PERIOD OF
1 JANUARY – 30 JUNE 2015**

(Amounts expressed in thousands of Turkish Lira (TL) unless otherwise stated.)

5.9.3 Information on non-performing loans and other receivables in foreign currencies

	Group III	Group IV	Group V
	Loans and receivables with limited collectability	Loans and receivables with doubtful collectability	Uncollectible loans and receivables
Current Period			
Balance as of the Period End	--	22,033	2,785
Specific Provisions (-)	--	2,754	1,898
Net Balance on Balance Sheet	--	19,279	887
Prior Period			
Balance as of the Period End	21,624	10,091	3,333
Specific Provisions (-)	1,081	1,511	2,654
Net Balance on Balance Sheet	20,543	8,580	679

5.9.4 Information regarding gross and net amounts of non-performing loans with respect to user groups

	Group III	Group IV	Group V
	Loans and receivables with limited collectability	Loans and receivables with doubtful collectability	Uncollectible loans and receivables
Current Period (Net)	11,721	38,932	12,875
Loans Granted to Real Persons and Legal Entities (Gross)	14,244	56,832	43,198
Specific provisions (-)	2,523	17,900	30,323
Loans Granted to Real Persons and Legal Entities (Net)	11,721	38,932	12,875
Banks (Gross)	--	--	--
Specific Provisions (-)	--	--	--
Banks (Net)	--	--	--
Other Loan and Receivables (Gross)	--	--	--
Specific Provisions (-)	--	--	--
Other Loan and Receivables (Net)	--	--	--
Prior Period (Net)	33,530	29,087	10,051
Loans Granted to Real Persons and Legal Entities (Gross)	37,384	43,803	47,538
Specific provisions (-)	3,854	14,716	37,487
Loans Granted to Real Persons and Legal Entities (Net)	33,530	29,087	10,051
Banks (Gross)	--	--	--
Specific Provisions (-)	--	--	--
Banks (Net)	--	--	--
Other Loan and Receivables (Gross)	--	--	--
Specific Provisions (-)	--	--	--
Other Loan and Receivables (Net)	--	--	--

**NOTES TO THE UNCONSOLIDATED FINANCIAL STATEMENTS FOR THE PERIOD OF
1 JANUARY – 30 JUNE 2015**

(Amounts expressed in thousands of Turkish Lira (TL) unless otherwise stated.)

5.10 Liquidation policy for uncollectible loans and other receivables

The Bank allocates 100% provision for uncollectible loans. If the Bank has collateral, non-performing loans and other receivables are collected through liquidation of these collaterals. In the absence of collateral, the Bank performs periodical market intelligence and tries to determine the assets acquired subsequently by the debtor and applies to the legal follow-up process.

5.11 Explanations related to write-off policy

In case of all necessary conditions based on the relevant regulation occur, all impaired loans are written-off by the Board of Directors' decision.

6. Information on held-to-maturity investments

The Bank has no held-to-maturity investments as of 30 June 2015.

7. Information on associates

The Bank has no associates as of 30 June 2015.

8. Information on subsidiaries

The Bank has TL 5,445 investment in a subsidiary as of 30 June 2015.

Subsidiary	Address (City / Country)	Bank's share– If different voting rights (%)	Bank's risk group share (%)	Consolidation Method
Fiba Portföy Yönetimi A.Ş.	İstanbul	99.0%	99.0%	Full Consolidation

Total Assets	Shareholders' Equity	Total Fixed Assets (*)	Interest Income	Income on Securities Portfolio	Current Period Profit/Loss	Prior Period Profit/Loss	Company's Fair Value
5,443	5,323	12	271	--	(1)	(102)	5,323

(*)Total fixed assets consist of tangible and intangible assets.

Movement of consolidated investment in subsidiary

	Current Period	Prior Period
Balance at Beginning of the Period	5,445	5,445
Movements during the Period		
Additions and Capital Increases (**)	--	--
Bonus Shares Received	--	--
Dividends from the Current Year Profit	--	--
Sales/Liquidations	--	--
Reclassification of shares	--	--
Increase / (Decrease) in Market Values	--	--
Currency Differences on Foreign Subsidiaries	--	--
Reversal of Impairment Loses/ Impairment Losses (-)	--	--
Balance at the End of Period	5,445	5,445
Capital Commitments	--	--
Share of Percentage at the end of Period (%)	99	99

(**)Fiba Portföy Yönetimi A.Ş. was established on 26 September 2013 with 99% participation of Fibabanka A.Ş.

**NOTES TO THE UNCONSOLIDATED FINANCIAL STATEMENTS FOR THE PERIOD OF
1 JANUARY – 30 JUNE 2015**

(Amounts expressed in thousands of Turkish Lira (TL) unless otherwise stated.)

8. Information on subsidiaries (cont'd)*Sectoral distrubition of consolidated investments in subsidiary*

	Current Period	Prior Period
Banks	--	--
Insurance Companies	--	--
Factoring Companies	--	--
Leasing Companies	--	--
Finance Companies	--	--
Other Subsidiaries	5,445	5,445

Quoted consolidated investments in subsidiary

None.

9. Information on entities under common control (Joint Ventures)

The Bank has no joint ventures as of 30 June 2015.

10. Information on lease receivables

The Bank has no leasing receivables as of 30 June 2015.

11. Information on derivative financial assets held for hedging purposes**11.1 Positive valuation derivative financial assets held for hedging purposes**

The Bank has no derivative financial assets held for hedging purposes as of 30 June 2015.

12. Information on tangible assets

Not prepared in compliance with the Article 25 of the communique “Financial Statements and Related Disclosures and Footnotes to be Announced to Public by Banks”.

13. Information on intangible assets

Not prepared in compliance with the Article 25 of the communique “Financial Statements and Related Disclosures and Footnotes to be Announced to Public by Banks”.

14. Information on investment properties

None.

**NOTES TO THE UNCONSOLIDATED FINANCIAL STATEMENTS FOR THE PERIOD OF
1 JANUARY – 30 JUNE 2015**

(Amounts expressed in thousands of Turkish Lira (TL) unless otherwise stated.)

15. Information on deferred tax asset
15.1 Amount of deferred tax asset recognized in the balance sheet in respect of deductible temporary differences, unused tax losses and unused tax credits

As of 30 June 2015, the deferred tax asset amounting to TL 1,349 is calculated by netting of deductible temporary differences and taxable temporary differences (31 December 2014: TL 2,193)

Deferred tax assets consist of deferred tax asset and liability items recognized on temporary differences between the carrying amounts of assets and liabilities in the financial statements and the corresponding tax bases which is used in the computation of taxable profit. The deferred tax assets and liabilities are presented as net in the accompanying financial statements.

Current Period		
	Deferred Tax Base	Deferred Tax Asset/ Liability
Retirement Pay and Unused Vacation Provision	8,863	1,773
Unearned Commission Income	6,348	1,270
Tangible Assets Base Differences	(4,015)	(803)
Financial Assets Valuation	(1,999)	(400)
Other	(2,451)	(491)
Deferred Tax Assets	6,746	1,349

Prior Period		
	Deferred Tax Base	Deferred Tax Asset/ Liability
Retirement Pay and Unused Vacation Provision	7,699	1,540
Unearned Commission Income	7,709	1,542
Financial Assets Valuation	3,029	606
Tangible Assets Base Differences	(6,293)	(1,259)
Other	(1,181)	(236)
Deferred Tax Assets	10,963	2,193

The movement of the current year and prior year deferred tax assets is shown below:

	1 January – 30 June 2015	1 January – 31 December 2014
Deferred Tax Asset, at the beginning of the period	2,193	13,243
Deferred Tax Income / (Expense)	(1,559)	(7,334)
Deferred Tax Recognized Directly Under Equity	715	(3,716)
Deferred Tax Asset , at the end of the period	1,349	2,193

As of 30 June 2015, the Bank has no carry forward tax losses.

**NOTES TO THE UNCONSOLIDATED FINANCIAL STATEMENTS FOR THE PERIOD OF
1 JANUARY – 30 JUNE 2015**

(Amounts expressed in thousands of Turkish Lira (TL) unless otherwise stated.)

15.2 *Amount and expiry date of deductible temporary differences, unused tax losses, unused tax credits for which no deferred tax asset is recognized in prior periods in the balance sheet*

None.

15.3 *Deferred tax asset resulting from the cancellation of the provision for impairment losses related to the deferred taxes*

None.

16. Information on assets held for sale and non-current assets related to discontinued operations

As of 30 June 2015, the Bank has TL 702 assets held for sale (31 December 2014: TL 919).

17. Information on other assets

Other assets do not exceed 10% of total assets excluding the off-balance sheet items.

17.1 *Information on prepaid expenses, tax and similar items*

As of 30 June 2015, total prepaid expenses are TL 16,728 (31 December 2014: TL 14,992).

**NOTES TO THE UNCONSOLIDATED FINANCIAL STATEMENTS FOR THE PERIOD OF
1 JANUARY – 30 JUNE 2015**

(Amounts expressed in thousands of Turkish Lira (TL) unless otherwise stated.)

II. Explanations and disclosures related to liabilities

1. Information on deposits

1.1 Information on maturity structure of deposits

Current Period

	Demand	7 Day Call Accounts	Up to 1 Month	1-3 Months	3-6 Months	6 Months -1 Year	1 Year and Over	Cumulative Deposit	Total
Saving Deposits	42,720	--	28,994	1,553,343	229,637	121,752	17,074	--	1,993,520
Foreign Currency									
Deposits	157,903	--	107,545	1,404,454	148,379	22,214	135,161	--	1,975,656
Residents in Turkey	138,714	--	107,379	1,370,403	146,012	20,322	8,418	--	1,791,248
Residents Abroad	19,189	--	166	34,051	2,367	1,892	126,743	--	184,408
Public Sector Deposits	9,874	--	--	--	--	--	--	--	9,874
Commercial Deposits	149,523	--	158,163	464,029	126,376	129,082	52,490	--	1,079,663
Other Ins. Deposits	1,711	--	250	38,745	65,495	--	--	--	106,201
Precious Metal									
Deposits	2,972	--	--	--	--	--	--	--	2,972
Interbank Deposits	14,649	--	338,795	50,550	--	--	--	--	403,994
Central Bank of Turkey	--	--	--	--	--	--	--	--	--
Domestic Banks	10	--	261,644	--	--	--	--	--	261,654
Foreign Banks	14,386	--	77,151	50,550	--	--	--	--	142,087
Special Finan.Inst.	253	--	--	--	--	--	--	--	253
Other	--	--	--	--	--	--	--	--	--
Total	379,352	--	633,747	3,511,121	569,887	273,048	204,725	--	5,571,880

Prior Period

	Demand	7 Day Call Accounts	Up to 1 Month	1-3 Months	3-6 Months	6 Months -1 Year	1 Year and Over	Cumulative Deposit	Total
Saving Deposits	30,095	--	21,238	1,335,821	225,947	148,556	29,334	--	1,790,991
Foreign Currency									
Deposits	131,150	--	51,395	1,836,067	171,957	17,941	117,600	--	2,326,110
Residents in Turkey	101,508	--	49,226	1,802,940	166,241	17,163	7,471	--	2,144,549
Residents Abroad	29,642	--	2,169	33,127	5,716	778	110,129	--	181,561
Public Sector Deposits	397	--	--	--	--	--	--	--	397
Commercial Deposits	140,118	--	95,174	460,747	103,648	86,244	32,026	--	917,957
Other Ins. Deposits	705	--	--	47,346	961	1,075	12	--	50,099
Precious Metal Deposits	1,833	--	--	--	--	--	--	--	1,833
Interbank Deposits	2,845	--	89,566	66,437	--	--	--	--	158,848
Central Bank of Turkey	--	--	--	--	--	--	--	--	--
Domestic Banks	4	--	53,837	--	--	--	--	--	53,841
Foreign Banks	2,731	--	35,729	66,437	--	--	--	--	104,897
Special Finan. Inst.	110	--	--	--	--	--	--	--	110
Other	--	--	--	--	--	--	--	--	--
Total	307,143	--	257,373	3,746,418	502,513	253,816	178,972	--	5,246,235

**NOTES TO THE UNCONSOLIDATED FINANCIAL STATEMENTS FOR THE PERIOD OF
1 JANUARY – 30 JUNE 2015**

(Amounts expressed in thousands of Turkish Lira (TL) unless otherwise stated.)

1.2 Information on saving deposits under the guarantee of saving deposit insurance and exceeding the limit of saving deposit insurance:

	Under the Guarantee of Deposit Insurance		Exceeding the limit of Deposit Insurance	
	Current Period	Prior Period	Current Period	Prior Period
Saving Deposits	595,747	514,443	1,378,286	1,252,784
Foreign Currency Saving Deposits	151,333	128,316	1,341,106	1,462,145
Other Deposits in the Form of Saving Deposits	--	--	--	--
Foreign Branches' Deposits Under Insurance of Foreign Authorities	--	--	--	--
Off-shore Banking Regions' Deposits Under Foreign Authorities' Insurance	--	--	--	--
Total	747,080	642,759	2,719,392	2,714,929

1.3 Saving deposits in Turkey are not covered by any insurance in any other countries since the Bank's headquarter is not located abroad.
1.4 Saving deposits that are not under the guarantee of deposit insurance fund

	Current Period	Prior Period
Deposits and Accounts in Branches Abroad	--	--
Deposits of Ultimate Shareholders and Their Close Families	20,881	21,159
Deposits of Chairman and Members of the Board of Directors and their Close Families	1,544	2,641
Deposits Obtained through Illegal Acts Defined in the 282nd Article of the 5237 Numbered Turkish Criminal Code dated 26 September 2004.	--	--
Saving Deposits in Banks Established in Turkey Exclusively for Off Shore Banking Activities	--	--

2. Information on derivative financial liabilities held for trading
2.1 Information on negative differences relating to derivative financial liabilities held for trading

Trading Purpose Derivative Financial Liabilities	Current Period		Prior Period	
	TL	FC	TL	FC
Forward Transactions	5,441	--	2,955	--
Swap Transactions	9,793	--	2,027	--
Futures Transactions	--	--	--	--
Options	14,674	3,449	4,617	2,113
Other	--	--	--	--
Total	29,908	3,449	9,599	2,113

**NOTES TO THE UNCONSOLIDATED FINANCIAL STATEMENTS FOR THE PERIOD OF
1 JANUARY – 30 JUNE 2015**

(Amounts expressed in thousands of Turkish Lira (TL) unless otherwise stated.)

3. Information on banks and other financial institutions
3.1 Information on banks and other financial institutions

	Current Period		Prior Period	
	TL	FC	TL	FC
Loans from Central Bank of Turkey	--	--	--	--
From Domestic Banks and Institutions	16,762	27,869	22,216	33,265
From Foreign Banks, Institutions and Funds	--	1,170,922	--	790,868
Total	16,762	1,198,791	22,216	824,133

Syndicated loan amounting of USD 30.5 million and EUR 69.5 million which matured in December 2014 is regenerated as USD 30 million and EUR 70 million within the same month.

3.2 Maturity analysis of borrowings

	Current Period		Prior Period	
	TL	FC	TL	FC
Short-Term	16,762	958,475	21,703	601,088
Medium and Long Term	--	240,316	513	223,045
Total	16,762	1,198,791	22,216	824,133

3.3 Additional explanation related to the concentrations of the Bank's major liabilities:

In the scope of normal banking operations, the Bank funds itself through funds provided by deposits, money markets, bank borrowings and bond issuance.

4. Informations related with issued instruments

	TL		FC	
	Short Term	Medium and Long Term	Short Term	Medium and Long Term
Nominal	493,000	70,500	--	--
Cost	479,908	70,500	--	--
Carrying Amount	479,908	71,825	--	--

5. Sundry creditors and other liabilities

Sundry creditors and other liabilities do not exceed 10% of balance sheet total.

**NOTES TO THE UNCONSOLIDATED FINANCIAL STATEMENTS FOR THE PERIOD OF
1 JANUARY – 30 JUNE 2015**

(Amounts expressed in thousands of Turkish Lira (TL) unless otherwise stated.)

6. Criteria used in the determination of lease instalments in the finance lease contracts, renewal and purchase options, restrictions, and significant burdens imposed on the bank on such contracts
6.1 Changes in agreements and further commitments arising

None.

6.2 Obligations under financial leases

	Current Period		Prior Period	
	Gross	Net	Gross	Net
Less than 1 Year	--	--	--	--
Between 1-4 Years	216	199	233	211
More than 4 Years	--	--	--	--
Total	216	199	233	211

6.3 Information on operational leases and footnotes

The Bank has operational lease agreements for headquarter and some of its bank branches. If the rental payments is made in advance, the paid amount is accounted under prepaid expenses in “Other Assets”, in the following months, the rental expenses belonging to those months are recorded in profit/loss accounts.

The Bank does not incur any liability as a result of any changes in operational lease agreements. The Bank does not have any obligation from operational lease agreements.

6.4 Information on “Sale-and-lease back” agreements

In the current period, there is no sale and lease back agreements.

7. Information on derivative financial liabilities for hedging purposes

There are no derivative financial liabilities for hedging purposes in the current period.

8. Information on provisions
8.1 Information on general provisions

	Current Period	Prior Period
Loans and Receivables in Group 1	54,572	51,305
- Additional Provision for Loan and Receivables with Extended Maturities	90	3
Loans and Receivables in Group 2	11,344	6,577
- Additional Provision for Loan and Receivables with Extended Maturities	6,457	2,396
Non-Cash Loans	3,129	2,631
Others	--	--
Total	69,045	60,513

8.2 Foreign exchange losses on the foreign currency indexed loans and finance lease receivables

The foreign exchange losses on the foreign currency indexed loans as of 30 June 2015, amounting to TL 457 (31 December 2014: TL 1,939) are deducted from loans on the balance sheet.

**NOTES TO THE UNCONSOLIDATED FINANCIAL STATEMENTS FOR THE PERIOD OF
1 JANUARY – 30 JUNE 2015**

(Amounts expressed in thousands of Turkish Lira (TL) unless otherwise stated.)

8.3 The specific provisions provided for unindemnified non cash loans

As of 30 June 2015, the specific provision provided for unindemnified non cash loans is TL 1,223 (31 December 2014: TL 894).

8.4 Explanation on other provisions
8.4.1 Provisions for probable losses

None.

8.4.2 The breakdown of the subsidiary accounts if other provisions exceed 10% of the grand total provisions

None.

8.4.3 Explanations on reserves for employee benefits

As of 30 June 2015, reserves for employee benefits amounting to TL 10,111 (31 December 2014: TL 11,700) comprise of TL 5,087 reserve for employee termination benefits (31 December 2014: TL 4,587), TL 3,774 unused vacation pay liability (31 December 2014: TL 3,113) and TL 1,250 personnel premium accrual (31 December 2014: TL 4,000).

9. Explanations on tax liabilities
9.1 Explanations on current tax liability
9.1.1 Explanations on tax provision

As of 30 June 2015, the Bank's current tax liability is TL 24,012 (31 December 2014: TL 20,361). As of 30 June 2015 the Bank's corporate tax liability is TL 8,330 and after netting of TL 2,386 of prepaid taxes the Bank's corporate taxes payable is TL 5,944. (31 December 2014: corporate tax liability is TL 14,089 and after netting of TL 10,427 of prepaid taxes corporate taxes payable is TL 3,662).

9.1.2 Information on taxes payable

	Current Period	Prior Period
Corporate taxes payable	5,944	3,662
Taxation on securities	6,687	6,438
Property tax	389	288
Banking and Insurance Transaction Tax (BITT)	6,541	5,761
Taxes on foreign exchange transactions	--	--
Value added taxes payable	63	180
Income tax ceased from wages	2,130	1,895
Other	188	199
Total	21,942	18,423

**NOTES TO THE UNCONSOLIDATED FINANCIAL STATEMENTS FOR THE PERIOD OF
1 JANUARY – 30 JUNE 2015**

(Amounts expressed in thousands of Turkish Lira (TL) unless otherwise stated.)

9.1.3 Information on premiums

	Current Period	Prior Period
Social Security Premiums- Employee	882	825
Social Security Premiums- Employer	1,003	941
Bank Social aid Pension Fund Premium- Employee	--	--
Bank Social Aid Pension Fund Premium- Employer	--	--
Pension Fund Membership Fees and Provisions- Employee	--	--
Pension Fund Membership Fees and Provisions- Employer	--	--
Unemployment Insurance- Employee	62	58
Unemployment Insurance- Employer	123	114
Other	--	--
Total	2,070	1,938

9.2 Explanations on deferred tax liabilities

None. (31 December 2014: None.)

10. Information on liabilities regarding assets held for sale and discontinued operations

None.

11. Explanations on subordinated loans

	Current Period		Prior Period	
	TL	FC	TL	FC
Domestic Banks	--	--	--	--
Domestic Other Institutions	--	--	--	116,678
Foreign Banks	--	87,376	--	81,845
Foreign Other Institutions	--	105,945	--	93,051
Total	--	193,321	--	291,574

12. Information on shareholders' equity
12.1 Paid-in capital

	Current Period	Prior Period
Common Stock	678,860	550,000
Preferred Stock	--	--

12.2 Paid-in capital amount, explanation as to whether the registered share capital system is applied at the bank; if so the amount of registered share capital ceiling:

Registered share capital system is not applied.

12.3 Information on share capital increases and their sources; other information on increased capital shares in current period

In the current period, the Bank's capital was increased by TL 128,860; TL 127,045 of the increase was provided by Fiba Holding A.Ş. through the subordinated loan permitted to be converted to share capital and TL 1,815 was paid in cash by the other shareholders.

**NOTES TO THE UNCONSOLIDATED FINANCIAL STATEMENTS FOR THE PERIOD OF
1 JANUARY – 30 JUNE 2015**

(Amounts expressed in thousands of Turkish Lira (TL) unless otherwise stated.)

12.4 Information on share capital increases from revaluation funds

None.

12.5 Information on capital commitments the purpose and the sources until the end of the fiscal year and the subsequent interim period:

The capital is totally paid in and there are no capital commitments.

12.6 Indicators of the Bank's income, profitability and liquidity for the prior periods and possible effects of these future assumptions due to the uncertainty of these indicators on the Bank's equity:

None.

12.7 Information on privileges given to stocks representing the capital

The Bank does not have any preferred shares.

12.8 Common stock issue premiums, shares and equity instruments

None.

12.9 Information on marketable securities value increase fund

	Current Period		Prior Period	
	TL	FC	TL	FC
From Subsidiaries, Associates, and Entities Under Common Control (Joint Ventures)	--	--	--	--
Security Valuation Difference	(2,121)	(9,103)	(115)	(8,248)
Exchange Difference	--	--	--	--
Total	(2,121)	(9,103)	(115)	(8,248)

12.10 Information on revaluation reserve

None.

12.11 Bonus shares of Subsidiaries, Associates and Joint Ventures

None.

12.12 Information on legal reserves

	Current Period	Prior Period
Primary Legal Reserves	3,711	--
Secondary Legal Reserve	--	--
Other Legal Reserves Per Special Legislation	--	--

12.13 Information on extraordinary reserves

	Cari Dönem	Önceki Dönem
Reserves allocated by the General Assembly	43,075	--
Retained Earnings	--	--
Accumulated Losses	--	--
Foreign Currency Capital Exchange Difference	--	--

13. Information on minority shares

None.

**NOTES TO THE UNCONSOLIDATED FINANCIAL STATEMENTS FOR THE PERIOD OF
1 JANUARY – 30 JUNE 2015**

(Amounts expressed in thousands of Turkish Lira (TL) unless otherwise stated.)

III. Explanations and disclosures related to off-balance sheet contingencies and commitments
1. Information on off-balance sheet commitments
1.1 Nature and amount of irrevocable loan commitments

	Current Period	Prior Period
Asset Sale and Purchase Commitments	341,569	491,871
Credit Card Limit Commitments	38,028	20,444
Commitments for Credit Allocation with the Guarantee of Usage	4	--
Commitment for Allocation of Loans	94,549	93,359
Export Commitments	2,494	2,357
Commitment for Cheques	137,194	121,680
Other Irrevocable Commitments	3,303	2,803
Total	617,141	732,514

1.2 Possible losses and commitments related to off-balance sheet items, including the ones listed below
1.2.1 Non-cash loans including guarantees, acceptances, financial guarantee and other letters of credits

	Current Period	Prior Period
Letters of Guarantee TL	307,220	329,927
Letters of Guarantee FC	219,349	236,904
Letters of Credit	340,541	319,233
Bills of Exchange and Acceptances	100,068	161,617
Total	967,178	1,047,681

1.2.2 Revocable, irrevocable guarantees and other similar commitments and contingencies

	Current Period	Prior Period
Revocable Letters of Guarantee	22,026	23,275
Irrevocable Letters of Guarantee	414,187	442,234
Letters of Guarantee Given in Advance	27,949	40,132
Letters of Guarantee Given to Customs	12,930	12,151
Other Letters of Guarantee	49,477	49,039
Total	526,569	566,831

2. Total amount of non-cash loans

	Current Period	Prior Period
Non-Cash Loans Given against Cash Loans	35,381	31,786
With Original Maturity of 1 Year or Less Than 1 Year	--	--
With Original Maturity of More Than 1 Year	35,381	31,786
Other Non-Cash Loans	931,797	1,015,895
Total	967,178	1,047,681

**NOTES TO THE UNCONSOLIDATED FINANCIAL STATEMENTS FOR THE PERIOD OF
1 JANUARY – 30 JUNE 2015**

(Amounts expressed in thousands of Turkish Lira (TL) unless otherwise stated.)

3. Information on sectoral risk concentrations of non-cash loans

Not prepared in compliance with the Article 25 of the communique “Financial Statements and Related Disclosures and Footnotes to be Announced to Public by Banks”.

4. Information on the first and second group of non-cash loans

Not prepared in compliance with the Article 25 of the communique “Financial Statements and Related Disclosures and Footnotes to be Announced to Public by Banks”.

5. Information related to derivative financial instruments

Not prepared in compliance with the Article 25 of the communique “Financial Statements and Related Disclosures and Footnotes to be Announced to Public by Banks”.

6. Credit derivatives and risk exposures on credit derivatives

None.

7. Explanations on contingent liabilities and assets

As of balance sheet date, the Bank provided provision of TL 1,246 for the legal cases pending against the Bank where the cash out flows are highly probable. (31 December 2014: TL 969).

8. Custodian and intermediary services

The Bank provides trading and safe keeping services in the name and account of third parties, which are presented in the statement of contingencies and commitments.

**NOTES TO THE UNCONSOLIDATED FINANCIAL STATEMENTS FOR THE PERIOD OF
1 JANUARY – 30 JUNE 2015**

(Amounts expressed in thousands of Turkish Lira (TL) unless otherwise stated.)

IV. Explanations and disclosures related to the income statement
1. Interest income
1.1 Information on interest on loans (*)

	Current Period		Prior Period	
	TL	FC	TL	FC
Interest on loans	309,206	67,745	261,522	60,717
Short Term Loans	186,273	12,775	160,278	13,090
Medium and Long Term Loans	122,933	54,970	101,244	47,627
Interest on Non-Performing Loans	575	227	2,136	--
Premiums received from Resource Utilization Support Fund	--	--	--	--
Total	309,781	67,972	263,658	60,717

*Includes fees and commissions obtained from cash loans.

1.2 Information on interest income received from banks

	Current Period		Prior Period	
	TL	FC	TL	FC
The Central Bank of Turkey	--	--	--	--
Domestic Banks	7,588	139	4,626	188
Foreign Banks	--	5	--	21
Branches and Head Office Abroad	--	--	--	--
Total	7,588	144	4,626	209

1.3 Interest received from marketable securities portfolio

	Current Period		Prior Period	
	TL	FC	TL	FC
Financial Assets Held for Trading	445	105	386	80
Financial Assets at Fair Value Through Profit or Loss	--	--	--	--
Financial Assets Available-for-Sale	2,066	9,399	491	5,689
Investment Securities Held-to-Maturity	--	--	--	--
Total	2,511	9,504	877	5,769

1.4 Information on interest income received from associates and subsidiaries

None.

**NOTES TO THE UNCONSOLIDATED FINANCIAL STATEMENTS FOR THE PERIOD OF
1 JANUARY – 30 JUNE 2015**

(Amounts expressed in thousands of Turkish Lira (TL) unless otherwise stated.)

2. Interest expense**2.1 Information on interest on funds borrowed**

	Current Period		Prior Period	
	TL	FC	TL	FC
Banks	733	7,254	628	3,195
The Central Bank of Turkey	--	--	--	--
Domestic Banks	733	332	628	321
Foreign Banks	--	6,922	--	2,874
Branches and Head Office Abroad	--	--	--	--
Other Institutions	--	11,054	--	12,311
Total	733	18,308	628	15,506

2.2 Information on interest expenses to associates and subsidiaries

Total interest expense paid to subsidiaries in the current period is TL 188 (1 January – 30 June 2014: 274).

2.3 Information on interest expenses to securities issued

	Current Period		Prior Period	
	TL	FC	TL	FC
Interest Paid to Securities Issued	25,756	--	21,403	--

2.4 Distribution of interest expense on deposits based on maturity of deposits

Account Description	Demand Deposits	Time Deposits					Cumulative Deposit	Total
		Up to 1 Month	Up to 3 Months	Up to 6 Months	Up to 1 Year	1 Year and Over		
<i>Turkish Lira</i>								
Bank Deposits	--	1,009	--	--	--	--	--	1,009
Saving Deposits	--	1,313	63,148	13,844	8,833	1,395	--	88,533
Public Sector Deposits	--	--	--	--	--	--	--	--
Commercial Deposits	--	7,334	17,022	8,078	6,394	2,199	--	41,027
Other	--	14	1,864	185	1	1	--	2,065
7 Day Call Accounts	--	--	--	--	--	--	--	--
Total	--	9,670	82,034	22,107	15,228	3,595	--	132,634
<i>Foreign Currency</i>								
Foreign Currency Deposits	--	603	24,149	2,377	368	1,898	--	29,395
Bank Deposits	--	539	--	--	--	--	--	539
7 Day Call Accounts	--	--	--	--	--	--	--	--
Precious Metal Deposits	--	--	--	--	--	--	--	--
Total	--	1,142	24,149	2,377	368	1,898	--	29,934
Grand Total	--	10,812	106,183	24,484	15,596	5,493	--	162,568

3. Information on dividend income

None.

**NOTES TO THE UNCONSOLIDATED FINANCIAL STATEMENTS FOR THE PERIOD OF
1 JANUARY – 30 JUNE 2015**

(Amounts expressed in thousands of Turkish Lira (TL) unless otherwise stated.)

4. Information on net trading income / loss

	Current Period	Prior Period
Income	362,625	442,328
Gains on Capital Market Operations	168	2,554
Gains on Derivative Financial Instruments	66,713	79,476
Foreign Exchange Gains	295,744	360,298
Loss (-)	377,967	425,893
Losses on Capital Market Operations	602	562
Losses on Derivative Financial Instruments	83,172	60,027
Foreign Exchange Losses	294,193	365,304
Net Trading Income / (Loss)	(15,342)	16,435

5. Information on other operating income

In the current period, other operating income consists of reversal of general and specific provisions, profit from sale of assets, commissions on cheques and notes and costs recharged.

6. Impairment on loans and other receivables

	Current Period	Prior Period
Specific Provisions on Loans and Other Receivables:	30,496	24,974
<i>III. Group Loans and Receivables</i>	579	2,479
<i>IV. Group Loans and Receivables</i>	1,574	6,373
<i>V. Group Loans and Receivables</i>	28,343	16,122
General Loan Loss Provisions	8,532	4,090
Free Provision for Probable Risks	--	--
Impairment Losses on Securities:	--	--
<i>Financial Assets at Fair Value Through Profit or Loss</i>	--	--
<i>Financial Assets Available-for-Sale</i>	--	--
Impairment Losses on Associates, Subsidiaries, Joint Ventures and		
Investment Securities Held to Maturity:	--	--
<i>Associates</i>	--	--
<i>Subsidiaries</i>	--	--
<i>Joint Ventures</i>	--	--
<i>Investments Held to Maturity</i>	--	--
Other	--	--
Total	39,028	29,064

**NOTES TO THE UNCONSOLIDATED FINANCIAL STATEMENTS FOR THE PERIOD OF
1 JANUARY – 30 JUNE 2015**

(Amounts expressed in thousands of Turkish Lira (TL) unless otherwise stated.)

7. Information related to other operational expenses

	Current Period	Prior Period
Personnel Expenses	60,912	54,114
Provision for Employee Termination Benefits	500	600
Provision for Bank's Social Aid Fund Deficit	--	--
Impairment Losses on Tangible Assets	--	--
Depreciation Charges of Tangible Assets	5,379	4,614
Impairment Losses on Intangible Assets	--	--
Amortization Charges of Intangible Assets	1,902	2,094
Impairment Losses on Investment Accounted for under Equity Method	--	--
Impairment of Assets to be Disposed	--	--
Depreciation of Assets to be Disposed	28	29
Impairment of Assets Held for Sale	--	--
Other Operating Expenses	27,135	22,356
<i>Operational Leases Expenses</i>	<i>14,721</i>	<i>12,103</i>
<i>Repair and Maintenance Expenses</i>	<i>402</i>	<i>407</i>
<i>Advertisement Expenses</i>	<i>730</i>	<i>265</i>
<i>Other Expenses</i>	<i>11,282</i>	<i>9,581</i>
Losses on Sale of Assets	--	8
Other	19,758	13,520
Total	115,614	97,335

8. Information on profit/loss before tax from continued and discontinued operations

Not prepared in compliance with the Article 25 of the communique "Financial Statements and Related Disclosures and Footnotes to be Announced to Public by Banks".

9. Information on tax provision from continued and discontinued operations**9.1 Current period taxation benefit or charge and deferred tax benefit or charge**

For the period ended as of 30 June 2015, deferred tax charge of the Bank is TL 1,559 and current tax charge of the Bank is TL 9,268 (1 January – 30 June 2014: TL 4,553 deferred tax charge, TL 5,490 current tax charge).

	Current Period	Prior Period
Deferred Tax Benefit/ (Charge)	(1,559)	(4,553)
Allowance for Deferred Taxes	--	--
Net Deferred Tax Charge	(1,559)	(4,553)

**NOTES TO THE UNCONSOLIDATED FINANCIAL STATEMENTS FOR THE PERIOD OF
1 JANUARY – 30 JUNE 2015**

(Amounts expressed in thousands of Turkish Lira (TL) unless otherwise stated.)

9.2 Deferred tax benefit / (charge) arising from origination or reversal of temporary differences

<i>Deferred tax benefit / (charge) arising from origination or reversal of temporary differences</i>	Current Period	Prior Period
Arising from Origination of Deductible Temporary Differences (+)	1,275	901
Arising from Reversal of Deductible Temporary Differences (-)	(252)	(4,498)
Arising from Origination of Taxable Temporary Differences (-)	(3,461)	(1,195)
Arising from Reversal of Taxable Temporary Differences (+)	879	239
Arising from Origination of Financial Losses (+)	--	--
Arising from Reversal of Financial Losses (-)	--	--
Arising from Origination of Tax Deductions and Exemptions (+)	--	--
Arising from Reversal of Tax Deductions and Exemptions (-)	--	--
Total	(1,559)	(4,553)
Allowance	--	--
Net deferred tax benefit / (charge)	(1,559)	(4,553)

9.3 Deferred tax benefit / (charge) arising from temporary differences, tax losses or unused tax credits

Sources of deferred tax benefit/charge	Current Period	Prior Period
Arising from Origination (+)/ Reversal (-) of Deductible Temporary Differences	1,023	(3,597)
Arising from Origination (-)/ Reversal (+) of Taxable Temporary Differences	(2,582)	(956)
Arising from Origination (+)/ Reversal (-) of Tax Losses	--	--
Arising from Origination (+)/ Reversal (-) of Unused Tax Credits	--	--
Total	(1,559)	(4,553)
Allowance	--	--
Net deferred tax income / (expense)	(1,559)	(4,553)

10. Information on profit/loss from continued and discontinued operations

Not prepared in compliance with the Article 25 of the communiqué “Financial Statements and Related Disclosures and Footnotes to be Announced to Public by Banks”.

11. Information on net profit/loss for the period
11.1 The nature and amount of certain income and expense items from ordinary operations is disclosed if the disclosure for nature, amount and repetition rate of such items is required for the complete understanding of the Bank's performance for the period

In the current and prior periods, the Bank's income from ordinary banking transactions is interest income from loans and marketable securities and other banking service income. Main expenses are interest expense on deposits and similar debt items which are funding resources of loans and marketable securities.

**NOTES TO THE UNCONSOLIDATED FINANCIAL STATEMENTS FOR THE PERIOD OF
1 JANUARY – 30 JUNE 2015**

(Amounts expressed in thousands of Turkish Lira (TL) unless otherwise stated.)

-
- 11.2** *Changes in estimations made by the Bank with respect to the financial statement items do not have a material effect on profit/loss.*
- 11.3** *As there is no minority share in shareholders' equity, there is no profit or loss attributable to the minority shares.*
- 12.** **If “other” lines of the income statement exceeds 10% of the period profit/loss, information on components making up at least 20% of “other” items**

Current period “fees and commissions income” majorly comprised of transfer commissions, insurance commissions, investment fund commissions, credit cards commissions and account maintenance fee.

Current period “fees and commissions expense” majorly comprised of borrowing commissions, commissions to correspondent banks and commission on issuance of securities.

NOTES TO THE UNCONSOLIDATED FINANCIAL STATEMENTS FOR THE PERIOD OF 1 JANUARY – 30 JUNE 2015

(Amounts expressed in thousands of Turkish Lira (TL) unless otherwise stated.)

V. Explanations and disclosures on the risk group of the Bank

1. Information on the volume of transactions with the Bank's risk group, lending and deposits outstanding at period end and income and expenses in the current period

1.1 Current Period

Bank's Risk Group (*)	Associates, Subsidiaries and Joint-Ventures		Bank's Direct and Indirect Shareholder		Other Real Persons and Legal Entities in Risk Group	
	Cash	Non-Cash	Cash	Non-Cash	Cash	Non-Cash
Loans and Other Receivables (**)						
Balance at the Beginning of the Period	--	--	--	20	770	15,000
Balance at the End of the Period	--	--	--	20	1,082	23,630
Interest and Commission Income Received	--	--	--	2	88	89

(*) Described in article 49 of the Banking Act No: 5411.

(**) Includes all transactions accepted as loans in article 48 of the Banking Act No: 5411.

Prior Period

Bank's Risk Group (*)	Associates, Subsidiaries and Joint-Ventures		Bank's Direct and Indirect Shareholder		Other Real Persons and Legal Entities in Risk Group	
	Cash	Non-Cash	Cash	Non-Cash	Cash	Non-Cash
Loans and Other Receivables(**)						
Balance at the Beginning of the Period	--	--	--	87	2,475	18,736
Balance at the End of the Period	--	--	--	20	770	15,000
Interest and Commission Income Received	--	--	--	--	139	57

(*) Described in article 49 of the Banking Act No: 5411.

(**) Includes all transactions accepted as loans in article 48 of the Banking Act No: 5411

1.2 Information on deposits of the Bank's risk group

Bank's Risk Group (*)	Associates, Subsidiaries and Joint-Ventures		Bank's Direct and Indirect Shareholder		Other Real Persons and Legal Entities in Risk Group	
	Current Period	Prior Period	Current Period	Prior Period	Current Period	Prior Period
Deposits						
Balance at the Beginning of the Period	4,872	5,128	31,138	16,769	161,257	79,203
Balance at the End of the Period	32	4,872	25,079	31,138	155,211	161,257
Deposit Interest Expense	188	274	1,840	462	6,712	2,172

(*) Described in article 49 of the Banking Act No: 5411.

1.3 Information on funds obtained from Bank's risk group

As of 31 December 2014, subordinated loan obtained from the Bank's Direct and Indirect Shareholders is TL 116,677 and funds (repo) obtained from other real persons and legal entities in risk group is TL 30,858. As of 30 June 2015, there is no funds obtained from other real persons and legal entities in risk group.

**NOTES TO THE UNCONSOLIDATED FINANCIAL STATEMENTS FOR THE PERIOD OF
1 JANUARY – 30 JUNE 2015**

(Amounts expressed in thousands of Turkish Lira (TL) unless otherwise stated.)

1.4 Information on forward and option agreements and similar agreements made with Bank's risk group

Bank's Risk Group (*)	Associates, Subsidiaries and Joint-Ventures		Bank's Direct and Indirect Shareholder		Other Real Persons and Legal Entities in Risk Group	
	Current		Current		Current	
	Period	Prior Period	Period	Prior Period	Period	Prior Period
Financial Assets at Fair Value Through Profit and Loss:						
Balance at the Beginning of the Period	--	--	--	--	76,728	146,863
Balance at the End of the Period	--	--	--	--	150,162	76,728
Total Income/Loss	--	--	--	--	347	344
Transactions for Hedging Purposes:						
Balance at the Beginning of the Period	--	--	--	--	--	--
Balance at the End of the Period	--	--	--	--	--	--
Total Income/Loss	--	--	--	--	--	--

(*) As described in the Article 49 of Banking Act no.5411.

2. Information on transactions with the Bank's risk group
2.1 Relations with entities in the risk group of / or controlled by the Bank regardless of the nature of relationship among the parties

The terms of related party transactions are equivalent to those that prevail in arm's length transactions only if such terms can be substantiated regarding the limits exposed by the Banking Act. Adopted Bank policy is that assets and liabilities will not be dominated by the risk group and the balances with the risk group will have a reasonable share in the total balance sheet.

2.2 In addition to the structure of the relationship, type of transaction, amount, and share in total transaction volume, amount of significant items, and share in all items, pricing policy and other

As of 30 June 2015, the ratio of the loans and other receivables used by the entities of risk group to total loans and receivables is 0.02% and the ratio of the deposits of entities of risk group to total deposits is 3.24%.

In current period benefits provided to the key management is TL 4,610 (1 January – 30 June 2014: TL 2,775).

2.3 Total of similar type of transactions together, unless a separate disclosure is required to present the effect of the transactions on financial statements

None.

2.4 Transactions accounted for under equity method

None.

2.5 Explanations on purchase and sale of real estate and other assets, sales and purchases of services, agency contracts, finance lease agreements, transfer of data obtained from research and development, licensing agreements, financing (including loans and cash and in-kind capital support), guarantees and promissory notes, and management contracts

None.

**NOTES TO THE UNCONSOLIDATED FINANCIAL STATEMENTS FOR THE PERIOD OF
1 JANUARY – 30 JUNE 2015**

(Amounts expressed in thousands of Turkish Lira (TL) unless otherwise stated.)

VI. Explanations on the Bank's domestic, foreign, off-shore branches or investments in associates and foreign representative offices

1. Information related to the Bank's domestic and foreign branch and representatives

	Number	Number of Employees			
Domestic Branch	68	1,285			
			Country of Incorporations		
Foreign Representation Office			1-		
			2-		
			3-		
				Total Assets	Statutory Share Capital
Foreign Branch			1-		
			2-		
			3-		
Off-shore Banking Region Branches			1-		
			2-		
			3-		

VII. Events after balance sheet

None.

**NOTES TO THE UNCONSOLIDATED FINANCIAL STATEMENTS FOR THE PERIOD OF
1 JANUARY – 30 JUNE 2015**

(Amounts expressed in thousands of Turkish Lira (TL) unless otherwise stated.)

SECTION SIX

OTHER EXPLANATIONS ON THE OPERATIONS OF THE BANK

None.

SECTION SEVEN

EXPLANATIONS ON AUDITORS' LIMITED REVIEW REPORT

I. Explanations on the auditors' limited review report

The Bank's publicly available financial statements and footnotes have been reviewed by DRT Bağımsız Denetim ve Serbest Muhasebeci Mali Müşavirlik A.Ş. (Member of Deloitte Touche Tohmatsu Limited) and the independent auditors' limited review report is presented in front of the financial statements.

II. Other footnotes and explanations prepared by the independent auditors

None.